

OUTBACK



ULTRA-LITE TRAVEL TRAILERS

SUPER-LITE TRAVEL TRAILERS

DESIGNED FOR A LIFETIME OF RVING

OUTBACK

DESIGNED FOR A LIFETIME OF RVING

What do you get when you combine the latest features, the best components and industry leading quality? You get an Outback. Whether you're looking for a small trailer for those quick weekend getaways or all the comforts of home for a cross country adventure Outback has something that fits your needs. See why Outback truly is Designed For A Lifetime of RVing!

CELEBRATING



15 YEARS!



OUTBACK *Ultra-Lite* **TRAVEL TRAILERS**

TOPS IN TOWING. Outback Ultra-Lite provides the comfort you need without all the weight. Get the maximum amount of space while minimizing your weight in one of the Outback Ultra-Lite models. Designed for today's smaller trucks and SUV's.



PAGES 4-11



OUTBACK *Super-Lite* **TRAVEL TRAILERS**

COMFORTABLY CAMPING. Maximum features, maximum storage and maximum comfort. You are going to find Outback Super-Lites are designed for a lifetime of RVing.



PAGES 12-18





OUTBACK

ULTRA-LITE



272UFL KITCHEN



293UBH OUTSIDE KITCHEN



272UFL SHOWN IN CARAMEL DECOR



Outback Ultra-Lite's compact design comes in travel-friendly lengths and a variety of floorplans. The Outback Ultra-Lite is loaded with many standard features not seen on other ultra-lites and still towable by many smaller vehicles.

*CHECK WITH YOUR VEHICLE MANUFACTURER FOR TOWING SPECIFICATIONS



272UFL BEDROOM



RADIUS SHOWERS IN BATHROOMS (MOST MODELS)



276UBH PANTRY/WARDROBE

OUTBACK ULTRA-LITE TOP FEATURES



Friction hinge entry door



32" High Definition Televisions are standard in most Outback Ultra-lite models.



Power awning with LED strip light



No crank up Omni HDTV antenna



Enclosed underbelly



Aluminum truss roof system



Magnetic Door Catches are easy to use and will not break. One inch thick baggage doors are also standard.



Power tongue jack



USB charging ports



Frameless windows



Home stereo with operating app (N/A in 210URS, 240URS, 250URS)



Double welded aluminum cage construction in walls, roof and floors.



Textured skirt metal with weather encapsulated trim



8 cubic foot refrigerator



OUTBACK ULTRA-LITE

ROOF

1. Seamless One-Piece TPO Roof
2. Plywood Decking
3. R-14 Blanket Insulation
4. 5" Radius, Aluminum Roof Trusses
5. Full Length Drip Rail

SIDEWALL

6. Gel-Coated Pearl White Fiberglass Exterior
7. 1/8" Luan Wall Backing
8. R-7 Solid Block Foam Insulation
9. 1 1/2" Box Welded Aluminum Frame Walls
10. Interior Decorative Wall Board
11. Diamond Plate on Front Cap

FLOOR

12. Residential Grade Linoleum
13. Floor Decking
14. R-10 Block Foam Insulation
15. Welded Aluminum Floor Joists
16. Bottom Layer Luan Decking
17. Darco Vapor Barrier Wrap
18. One Piece, Polypropylene Enclosed and Heated Underbelly
19. In Floor Residential Ducted Heat

CHASSIS

20. 6" Powder Coated Steel NXG Frame from BAL
21. Leaf Spring Suspension System
22. EZ Lube Axles with 10" Electric Brakes
23. 3-Step Entry Mounted to Frame
24. Step Light

OUTBACK ULTRA-LITE TRAVEL TRAILERS

CONSTRUCTION

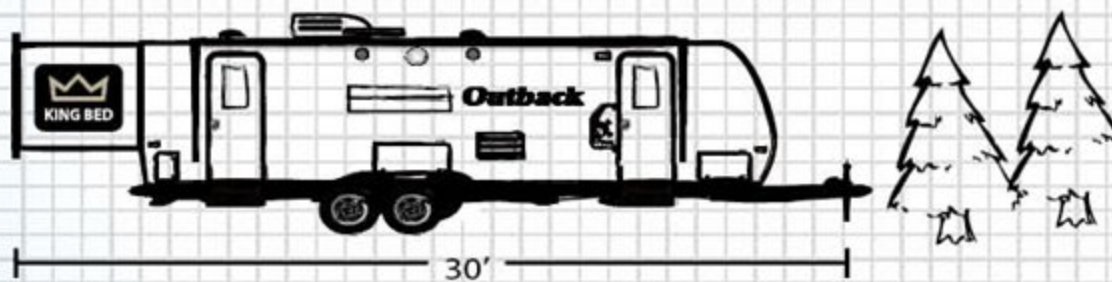
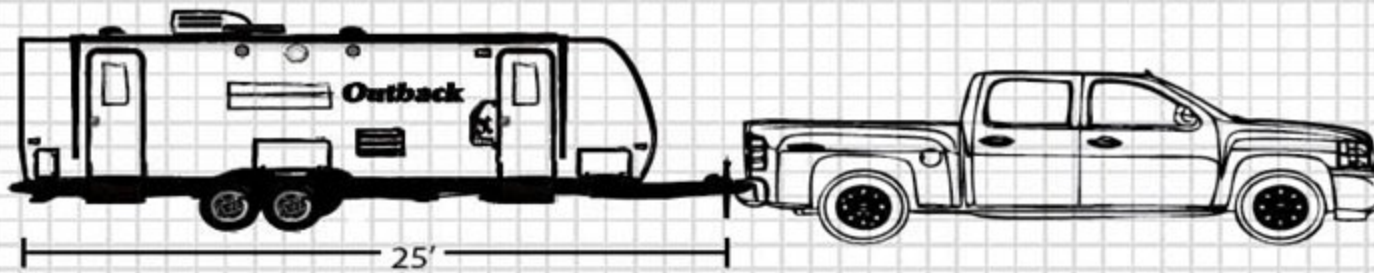


240URS CLOSED



240URS OPEN

INNOVATIVE REAR SLIDE KING BEDS



**INNOVATIVE
REAR
SLIDE**

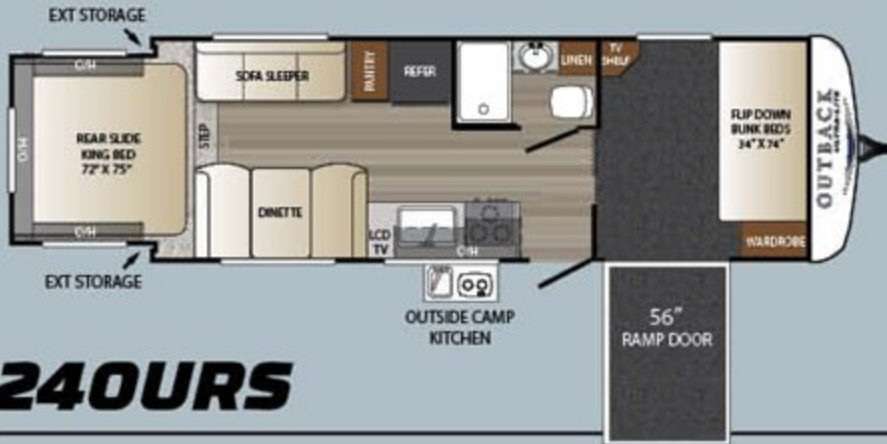
WITH TOWING LENGTHS FROM 23 TO 28 FEET, THE OUTBACK KING BED REAR SLIDES GROW ON YOU - LITERALLY.

The rear slideout expands the overall length 5 feet when camping offering much more space at the push of a button.

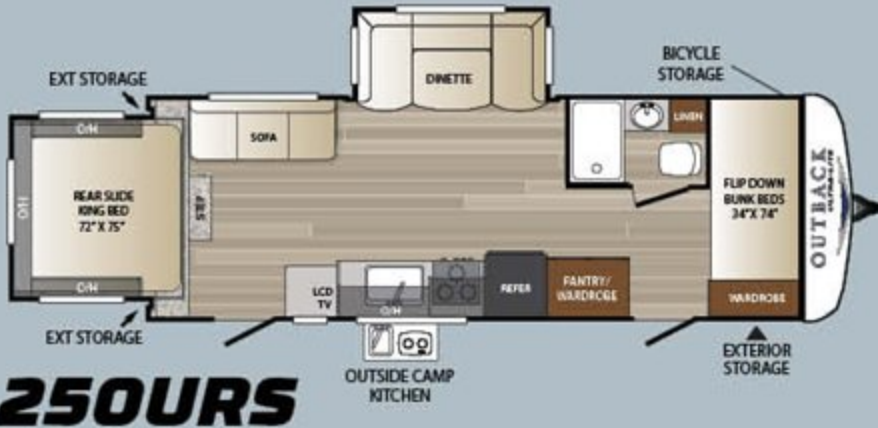
OUTBACK
ULTRA-LITE



210URS



240URS



250URS



REAR SLIDE WEIGHTS AND MEASUREMENTS

MODEL	SHIPPING WEIGHT	CARRYING CAPACITY	HITCH	LENGTH*	WIDTH	HEIGHT	FRESH WATER	WASTE WATER	GRAY WATER	LPG	AWNING
210URS	4415	2085	510	23'	8'	10' 7"	43	30	30	40	14'
240URS	4950	2580	530	28' 3"	8'	10' 7"	43	30	30	40	20'
250URS	5225	2360	585	27' 9"	8'	10' 7"	43	30	30	40	19'

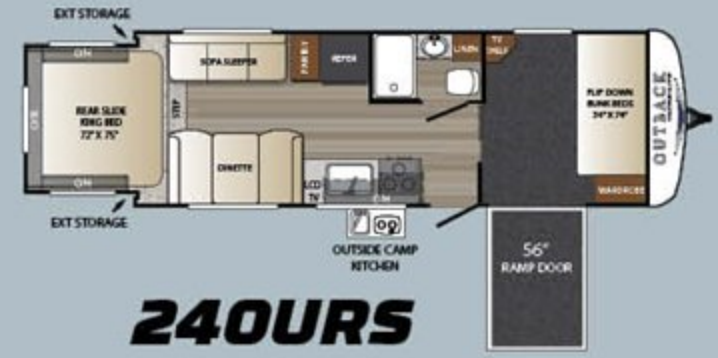
*Length is defined as the distance from the centerline to the hitch pin/coupler to rear bumper of the trailer. SEE DISCLAIMER ON BACK PAGE.



210URS



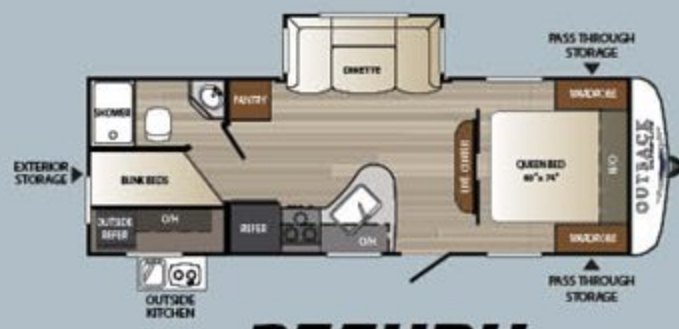
220URB



240URS



250URS



255UBH



NEW 272UFL



276UBH



278URL



293UBH



NEW 314UBH

ULTRA LITE WEIGHTS AND MEASUREMENTS

MODEL	SHIPPING WEIGHT	CARRYING CAPACITY	HITCH	LENGTH*	WIDTH	HEIGHT	FRESH WATER	WASTE WATER	GRAY WATER	LPG	AWNING
210URS	4415	2085	510	23'	8'	10' 7"	43	30	30	40	14'
220URB	4835	2705	540	26'	8'	10' 7"	43	30	30	40	12'
240URS	4950	2580	530	28' 3"	8'	10' 7"	43	30	30	40	20'
250URS	5225	2360	585	27' 9"	8'	10' 7"	43	30	30	40	19'
255UBH	5115	2435	550	28' 5"	8'	10' 7"	43	30	60	40	15'
272URL	5875	1725	665	31' 9"	8'	10' 7"	43	30	30	40	19'
276UBH	5675	1925	655	31' 4"	8'	10' 7"	43	30	60	40	17'
278URL	5610	1990	590	31' 6"	8'	10' 7"	43	30	60	40	20'
293UBH	5835	1765	750	33' 6"	8'	10' 7"	43	30	60	40	18'
314UBH	6660	2840	840	35' 4"	8'	10' 7"	43	30	60	40	20'

*Length is defined as the distance from the centerline to the hitch pin/coupler to rear bumper of the trailer. SEE DISCLAIMER ON BACK PAGE.

OUTBACK ULTRA LITE STANDARDS & OPTIONS

LIVING AREA

- Hand glazed mystic maple cabinetry
- 36" flush floor slides
- Large panoramic windows
- Pre-drilled and screwed cabinetry
- Custom designed box valance
- Linoleum flooring
- Large wood side drawers with steel guides
- Large overhead cabinets
- 32" HDTV (most models)
- Pleated shades
- USB charging port
- Batten ceiling accents
- LED lights

KITCHEN

- Deep single basin sink with 3" drains
- 8 cu. ft. refrigerator
- High-rise faucet
- Stainless steel microwave
- Upgraded laminate countertops
- Pantry w/removable shelves (most models)

BEDROOM

- Deluxe innerspring mattress
- TV hook-up
- Jalousie windows for maximum ventilation
- Residential bedspread
- His and her lights
- Bedroom speakers
- 2 shirt closets
- TV cubby (most models)

BATHROOM

- Power roof vent
- Skylight over tub
- Tub surround
- Deluxe medicine cabinet
- Large linen closet (most models)
- Radius shower (272, 278)

APPLIANCES

- AM/FM/CD stereo with DVD player, MP3 hookup and bluetooth enabled (N/A in 210URS, 240URS, and 250URS)
- 8 cu. ft. refrigerator
- 3 burner range with oven
- Six gallon gas/electric DSI water heater by pass with 16.2 gallons per hour "quick recovery"
- 13,500 BTU AC wall thermostat
- 30,000 BTU furnace
- Stainless steel microwave

EXTERIOR STANDARDS

- Polar White fiberglass
- Frameless tinted windows
- Triple radius entry step
- Black tank flush
- Extra large baggage doors, 1" thick with continuous hinge and rubber D-seal
- Extended drip caps and full length drip rail
- Porch light/step light
- Hitch light
- Weather encapsulated body trim
- Exterior 120V receptacle
- Heated enclosed underbelly including tanks and valves
- LP tank cover
- Automotive style fender skirts
- Double welded dual battery brackets
- Exterior speakers
- Easy lube axles
- Outside camp kitchen
- Exterior quick connect LP hook-up
- Stabilizer jacks (4)
- Satellite prep
- Magnetic door holders
- Aluminum rims
- Front diamond plate rock guard
- Oversized exterior grab handle
- Power tongue jack
- Off door side activity light
- Friction hinge entry door

WALLS - CONSTRUCTION

- Welded aluminum walls with R7 insulation
- Solid block foam insulation

ROOF

- 5" galvanized steel, trusses on 16" centers
- One-piece TPO roof (tan)
- R14 blanket insulation

FLOOR

- 2" welded aluminum laminated floor
- R10 block foam insulation
- Wrapped vapor barrier
- Polypropylene enclosed heated underbelly encloses tanks and valves

CHASSIS

- Leaf spring equalizing suspension system
- Powder coated NXG frame from BAL
- EZ lube axles
- 10" electric brakes
- 14" radial tires
- 14" spare tire, carrier & cover

UTILITIES

- 55-amp converter
- 20 lbs. LP bottles with auto changeover (2)
- Omni Directional TV antenna
- Detachable 30-amp shore power line
- LP leak detector
- Smoke detector
- Carbon monoxide detector
- Fire extinguisher
- Tinted safety glass windows
- Break-away switch
- Safety chains
- Manual slide backup on all electric slide outs
- Carbon monoxide detector
- 60 gallon grey water capacity (most models)

ULTRA-LITE EXTERIOR GROUP*

- Polar White colored fiberglass
- Laminated aluminum sidewalls
- Tinted safety glass windows
- Omni directional TV antenna
- Cable TV/Sat prep
- 14" Radial tires w/spare tire
- Stabilizer jacks
- Black tank flush
- Heavy duty easy lube axles
- Outside camp kitchen (most models)
- Electric awning w/LED strip lights
- Fully enclosed and heated underbelly
- Exterior speakers
- Patio light

ULTRA-LITE INTERIOR GROUP*

- AM/FM/CD/DVD Player - bluetooth enabled
- 3 Burner range with oven
- 32" LCD HDTV (most models)
- Skylight in bath
- Ducted A/C
- Microwave oven
- Pleated shades
- 6 Gal. gas electric DSI water heater with 16.2 quick recovery
- 8 cu. ft. refrigerator
- Deluxe sleeper sofa w/arm bolsters

OPTIONS

- 15,000 BTU Air Conditioner

* Denotes STD Build Options

DECOR



HEARTHSTONE



CAMEL



ROSEWOOD



OUTBACK

SUPER-LITE



332FK FRONT DINETTE
SHOWN IN CARAMEL DECOR



332FK SHOWN IN CARAMEL DECOR



332FK KITCHEN AND LIVING AREA SHOWN IN CARAMEL DECOR



332FK BEDROOM SHOWN IN CARAMEL DECOR



PATENT PENDING PANAVIEW FRONT WINDSHIELD DESIGN (332FK, 333FE)



330RL OUTSIDE KITCHEN



WARDROBE STORAGE IN 330RL MASTER BEDROOM

OUTBACK SUPER LITE TOP FEATURES



Slam Latch Baggage Doors with magnetic door catches



USB Charging Ports



Stainless steel oven and microwave



Rest-a-lounge dinette w/pull-out storage drawers



Power Tongue Jack



The Heated and Enclosed Underbelly



Painted fiberglass front cap w/Stone Guard and LED lights



Home stereo system with operating app



iN-Command™ Smart Automation (see details on page 23)



Rear roof ladder w/fully walkable roof



Non-crank Omni HDTV antenna



Walkable steel truss roof system



Double welded aluminum cage construction in walls and floors.



Aluminum entry steps



7.0 auto leveling system



Washer/dryer prep in master bedroom (326RL, 328RL, 330RL, 334RL)



Folding cargo/bike rack



Textured skirt metal with weather encapsulated trim



OUTBACK

SUPER-LITE

ROOF

- 1. Seamless One-Piece TPO Roof
- 2. 3/8" Fully Walkable Wood Decking
- 3. R-14 Blanket Insulation
- 4. 5" Radius, Galvanized Steel Roof Trusses
- 5. Full Length Drip Rail

SIDEWALL

- 6. Gel-Coated Pearl White High Gloss Fiberglass Exterior
- 7. 1/8" Luan Wall Backing
- 8. R-7 Solid Block Foam Insulation
- 9. 1 1/2" Box Welded Aluminum Frame Walls
- 10. Interior Decorative Wall Board
- 11. Painted Gel Coat Molded Fiberglass Front Cap w/ LED lights and Stone Guard

FLOOR

- 12. Residential Grade Stain Resistant Carpet and Linoleum
- 13. Floor Decking
- 14. R-10 Block Foam Insulation
- 15. Welded Aluminum Floor Joists
- 16. Bottom Layer Luan Decking
- 17. Darco Vapor Barrier Wrap
- 18. One Piece, Polypropylene Enclosed and Heated Underbelly
- 19. In Floor Residential Ducted Heat

CHASSIS

- 20. 8" Powder Coated Steel NXG Frame from BAL
- 21. Leaf Spring Suspension System
- 22. EZ Lube Axles with 10" Electric Brakes
- 23. 15" Radial Tires
- 24. Aluminum Entry Steps
- 25. Step Light

OUTBACK SUPER-LITE TRAVEL TRAILERS

CONSTRUCTION



SUPER LITE WEIGHTS AND MEASUREMENTS

MODEL	SHIPPING WEIGHT	CARRYING CAPACITY	HITCH	LENGTH*	WIDTH	HEIGHT	FRESH WATER	WASTE WATER	GRAY WATER	LPG	AWNING
298RE	7769	1731	925	35' 2"	8'	11' 4"	53	38	76	60	18'
312BH	7803	1697	1030	36' 0"	8'	11' 4"	53	38	76	60	18'
316RL	7787	1713	980	35' 6"	8'	11' 4"	53	38	76	60	12'
324CG	7720	2780	985	36' 10"	8'	11' 4"	53	38	76	60	16'
325BH	8428	2072	980	37' 5"	8'	11' 4"	53	38	76	60	19'
326RL	8800	1700	1110	36' 11"	8'	11' 4"	53	38	76	60	12'
328RL	8615	1885	1075	37' 4"	8'	11' 4"	53	38	76	60	13'
330RL	8565	1935	1045	37' 4"	8'	11' 4"	53	38	76	60	13'
332FK	8465	2035	1155	37' 4"	8'	11' 4"	53	38	76	60	19'
333FE	8470	2030	1210	37' 10"	8'	11' 4"	53	38	76	60	15'
334RL	8160	2340	995	37' 4"	8'	11' 4"	53	38	76	60	20'

B.A.L. 7.0 AUTO LEVELING SYSTEM

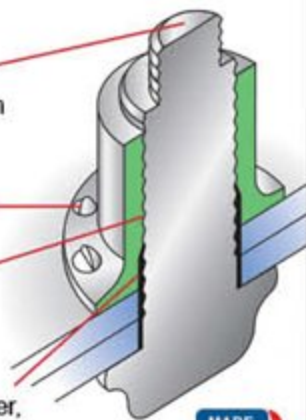


THE NXG FRAME PROVIDES SUPERIOR QUALITY AND IS HIGHLY ENGINEERED TO BE STRONG AND LIGHT WEIGHT

ALCOA BOBTAIL FASTENERS

Combining an advanced fastener design with the latest in easy-to-use, ergonomic installation tooling, the BobTail system delivers a strong connection and sets a new standard for ease of installation.

- Pintail-less design means reduced noise, no waste, and improved corrosion resistance.
- Visual evidence of successful installation provided by installation indicator.
- Collar material swaged into the lockgrooves forms a permanent, vibration-resistant connection.
- Low-swage technology allows for faster, lighter tooling with parts that last longer.



NXG FRAME

The Next Generation in RV Frame Technology



- Constructed with HSLA - High Strength Low Alloy Prime Steel with specifically controlled properties.
- CNC controlled rail fabrication allows placement of components precisely where the manufacturer wants them.
- Manual welding is minimized. Common components are robotically welded for consistent quality
- All fastened components are joined with Huck® fasteners provide consistent clamp load.



OUTBACK SUPER LITE STANDARDS & OPTIONS

LIVING AREA

- Upgraded furniture package
- Hand glazed mystic maple cabinetry
- Lounge dinette
- 36" flush floor slides
- Large panoramic windows
- Pre-drilled and screwed cabinetry
- Custom designed box valance with soft curtains
- Linoleum flooring
- Large wood side drawers with steel guides
- Water soil, stain resistant fabrics
- Large overhead cabinets
- HDTV
- Pleated shades*
- Vaulted ceiling
- Floor lights (2)
- USB charging port
- LED lighting
- Batten ceiling accent
- Deluxe sofa-sleeper
- iN-Command Smart Automation

KITCHEN

- Single basin sink with 3" drains
- Trash can storage*
- Two door 8 cu. ft. refrigerator
- High-rise faucet w/pullout sprayer*
- Utensil tray
- 3 burner range with oven*
- Microwave
- Upgraded laminate countertops
- Stainless steel appliances

BEDROOM

- Deluxe innerspring mattress
- TV hook-up
- Jalousie windows for maximum ventilation
- Residential bedspread
- Deluxe headboard
- His and her lights
- Bedroom speakers
- 2 Full length wardrobes
- Recessed cubby storage w/110 volt outlets (most models)
- USB charging port
- Washer/dryer prep (326RL, 328RL, 330RL, 334RL)

BATHROOM

- Power roof vent
- Skylight over tub
- Porcelain foot flush toilet
- Tub surround*
- Radius shower (N/A 312BH)
- Deluxe medicine cabinet
- Large linen closet (most models)

APPLIANCES

- Stainless steel
- DVD player with bluetooth remote control app
- Two door 8 cu. ft. refrigerator
- 3 burner range with oven*
- Six gallon gas/electric DSI water heater by pass with 16.2 gallons per hour "quick recovery"
- 13,500 BTU AC wall thermostat
- 30,000 BTU furnace
- Microwave

EXTERIOR STANDARDS

- Painted fiberglass front cap w/LED strip lights and rock guard
- Black framed tinted jalousie safety glass windows
- Black tank flush
- Assist entry grab handle
- Extended drip caps and full length drip rail
- Security light (off door side)*
- Porch light
- Hitch light
- Step light
- Weather encapsulated body trim
- Exterior 120V receptacle
- Heated enclosed underbelly including tanks and valves
- LP tank cover
- Automotive style fender skirts
- Double welded dual battery brackets
- Exterior speakers
- Easy lube axles
- Outside camp kitchen (most models)*
- Exterior quick connect LP hook-up
- LED Hitch lights
- Satellite prep
- Slam latch baggage doors w/magnetic door holders
- Rear ladder
- Power tongue jack
- Black slide out endwalls
- Water docking station
- Power stabilizer jacks
- Aluminum entry steps
- Friction hinge entry door
- Rear max cargo rack
- PanaView Patent Pending windshield (332FK, 333FE)

WALLS - CONSTRUCTION

- Welded aluminum walls with R7 insulation
- Solid block foam insulation

ROOF

- 5" Radius, vaulted galvanized steel, tapered trusses on 16" centers
- 3/8" roof decking
- One-piece TPO roof (tan)
- R14 blanket insulation

FLOOR

- 2" welded aluminum laminated floor
- R10 block foam insulation
- Wrapped vapor barrier
- Polypropylene enclosed heated underbelly encloses tanks and valves

CHASSIS

- Leaf spring equalizing suspension system
- Powder coated I-beam
- 10" electric brakes
- 15" radial tires*
- 15" spare tire, carrier & cover*
- Aluminum rims*

UTILITIES

- 55-amp converter
- 30 lbs. LP bottles with auto changeover
- Omni directional hands-free TV/ Radio antenna
- 50-amp shore power line
- LP leak detector
- Smoke detector
- Carbon monoxide detector*
- Fire extinguisher
- Tinted safety glass windows
- Break-away switch
- Safety chains
- Manual slide backup on all electric slide outs
- 12 Volt battery disconnect
- Carbon monoxide detector
- RVIA
- Radial Tires
- 15" spare tire, carrier, and cover
- Aluminum rims

OUTBACK DESIGNER PACKAGE*

- Coat hooks (most models)
- Utensil rack
- Innerspring mattress
- Bedspread
- LP cover
- Pleated shades
- Decorative wall lights
- Trash can

OUTBACK COMFORT PACKAGE*

- 13,500 BTU ducted air conditioner
- TV antenna/cable
- AM/FM/CD stereo with bluetooth
- Microwave
- Entry assist handle

15TH ANNIVERSARY PEARL EDITION PACKAGE*

- Polar White medallion high gloss exterior fiberglass
- Frameless windows
- Theater seating (298RE, 325BH, 326RL, 328RL, 330RL, 332FK, 333FE, 334RL)
- Solid surface countertops w/pullout faucet
- Rear max cargo rack

POPULAR OPTIONS

- Free-standing dinette
- Second Air Conditioner
- 15,000 BTU Air Conditioner
- Fireplace
- 7.0 auto leveling system


* Denotes STD Build Options



OUTBACK

SUPER-LITE

DECOR



HEARTHSTONE

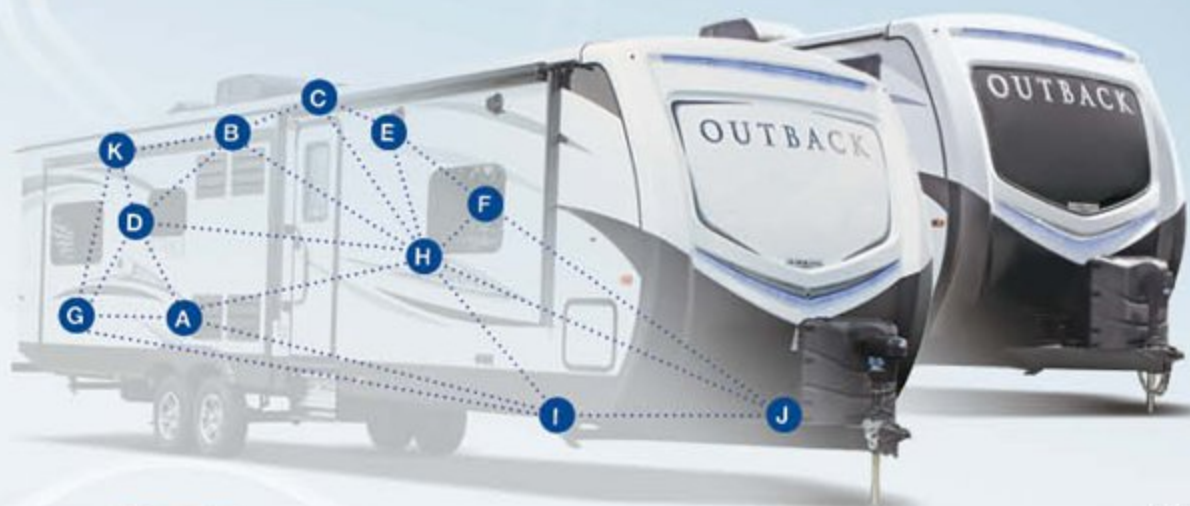


CARAMEL



ROSEWOOD

Relax. You're iN-Command™



Keystone Exclusive
INDUSTRY FIRST

CONTROL YOUR KEYSTONE RV FROM ANY SMART PHONE OR TABLET*

PROVEN AUTOMOTIVE-GRADE TECHNOLOGY



Display Commander



- ✓ Never lose your controller
- ✓ Multiple Users
- ✓ When you have your phone, you're iN-Command

Monitor and Control Functions

The iN-Command™ system gives you total control over your Keystone RV's functions and features like never before.

- (A) Turn on and off the water pump and water heater. This system enables you to select between electric or propane fuel sources, or both.
- (B) Turn on and off exterior lights.
- (C) Turn on and off awning lights.
- (D) Turn on and off interior lights.
- (E) Turn on and off security lights.
- (F) Control customized lighting zones such as main, dinette, mood, and night lights; even "all on, all off".
- (G) Extend and retract slide rooms.
- (H) Extend and retract patio awnings.
- (I) Monitor status of your fresh, gray and black water holding tanks.
- (J) Check your battery status.
- (K) Rename your slide-rooms and lighting groups to any name you choose to make it easy to remember.

*iN-Command is not available on Outback Ultra-Lite travel trailers

Control • Systems Monitoring • Safety

FINALLY A SYSTEM YOU CAN TRUST.

iN-Command™ by JENSEN® embraces the next generation of controls for your Keystone RV by acting as the central hub of operations and puts you at the helm using your preferred smart device. But how does this all-encompassing system work? What, exactly, does it monitor and control? Let's take a closer look at iN-Command piece by piece.

The Display Commander is your primary point of contact with iN-Command. All of the switches and monitoring panels that have cluttered up interior walls in the past are integrated into this one sleek, touch screen monitor. What really makes the Display Commander stand out, however, is that it can be controlled remotely with a smart device using the free JENSEN iN-Command mobile app. This app performs all of the same functions as the Display Commander, but from the convenience of your mobile device.



iN-Command™
CONTROL SYSTEMS
BY JENSEN



Download and Install the Free **JENSEN® iN-Command™ App** from Google Play or Apple App Store for the ultimate in control.



TOWABLE INDUSTRY FIRST

Wired for Performance

Keystone's Exclusive Unified Wiring Standard

iN-Command utilizes the new Keystone Unified Wiring Standard. Color-coded and numbered, each circuit in your coach can instantly be identified, simplifying diagnostics, troubleshooting and service.

Keystone has implemented this Unified Wiring Standard across ALL Indiana-built brands and is the first towable manufacturer to do so.



CELEBRATING



15 YEARS!



OUTBACK

www.keystonerv.com/Outback

DESIGNED FOR A LIFETIME OF RVING



YOUR LOCAL OUTBACK DEALER:

2642 Hackberry Drive
PO Box 2000
Goshen, IN 46527-2000
(574) 535-2100

 **Keystone RV Company**
www.keystonerv.com

Product information is as accurate as possible at the date of publication of this brochure. Features, floor plans, and specifications are subject to change without notice. Please also consult Keystone's web site at keystonerv.com for more current product information and specifications. Tow Vehicle Disclaimer: CAUTION: Owners of Keystone recreational vehicles are solely responsible for the selection and proper use of tow vehicles. All customers should consult with a motor vehicle manufacturer or their dealer concerning the purchase and use of suitable tow vehicles for Keystone products. Keystone disclaims any liability or damages suffered as a result of the selection, operation, use or misuse of a tow vehicle. KEYSTONE'S LIMITED WARRANTY DOES NOT COVER DAMAGE TO THE RECREATIONAL VEHICLE OR THE TOW VEHICLE AS A RESULT OF THE SELECTION, OPERATION, USE OR MISUSE OF THE TOW VEHICLE.

MAY 2016