



FIFTH WHEEL TOY HAULERS



RAPTOR

WWW.KEYSTONERV.COM/RAPTOR

RAPTOR

FIFTH WHEEL TOY HAULERS



HIGH GLOSS SIDEWALLS
WITH PAINTED FRONT CAP

**THANK YOU NORTH AMERICA. ONCE AGAIN,
YOU HAVE MADE RAPTOR A TOP SELLING
TOY HAULER 11 YEARS RUNNING.**

The cutting edge has been freshly sharpened with Raptor's full line of Luxury Toy Haulers. Our ground breaking innovation has resulted in us offering the most luxurious and accommodating toy hauler in the market place today. We have taken Raptor from the rugged in your face toy hauler into a refined residential palace on wheels. Ask your local dealer how you can experience the innovation, value, and performance that is Keystone Raptor.

PAIN T OPTIONS



AGGRESSIVE ORANGE HIGH DEFINITION PAINT




KEYSTONE BLUE HIGH DEFINITION PAINT



RAPTOR RED HIGH DEFINITION PAINT



Relax. You're iN-Command™



Display Commander



- ✓ Never lose your controller
- ✓ Multiple Users
- ✓ When you have your phone, you're iN-Command

Monitor and Control Functions

The iN-Command™ system gives you total control over your Keystone RV's functions and features like never before.

- (A) Turn on and off the water pump and water heater. This system enables you to select between electric or propane fuel sources, or both.
- (B) Turn on and off exterior lights.
- (C) Turn on and off awning lights.
- (D) Turn on and off interior lights.
- (E) Turn on and off security lights.
- (F) Control customized lighting zones such as main, dinette, mood, and night lights; even "all on, all off".
- (G) Extend and retract slide rooms.
- (H) Extend and retract patio awnings.
- (I) Monitor status of your fresh, gray and black water holding tanks.
- (J) Check your battery status.
- (K) Prime, start, and stop the on board generator with the tap of an icon. iN-Command not only lets you control your generator, but also keeps you informed of its running status by showing you the fuel tank level, voltage, running hours, and any diagnostic issues such as low oil, over crank, and service warnings. These advanced generator diagnostic features are an industry-first and can only be found using the iN-Command systems.
- (L) Monitor the auxiliary and generator fuel tank levels.
- (M) Rename your slide-rooms and lighting groups to any name you choose to make it easy to remember.

Control • Systems Monitoring • Safety

FINALLY A SYSTEM YOU CAN TRUST.

iN-Command™ by JENSEN® embraces the next generation of controls for your Keystone RV by acting as the central hub of operations and puts you at the helm using your preferred smart device. But how does this all-encompassing system work? What, exactly, does it monitor and control? Let's take a closer look at iN-Command piece by piece.

The Display Commander is your primary point of contact with iN-Command. All of the switches and monitoring panels that have cluttered up interior walls in the past are integrated into this one sleek, touch screen monitor. What really makes the Display Commander stand out, however, is that it can be controlled remotely with a smart device using the free JENSEN iN-Command mobile app. This app performs all of the same functions as the Display Commander, but from the convenience of your mobile device.



iN-Command™
CONTROL SYSTEMS
BY JENSEN



Download and Install the Free
JENSEN® iN-Command™ App
from Google Play or Apple App Store for
the ultimate in control.



TOWABLE INDUSTRY FIRST

Wired for Performance

Keystone's Exclusive Unified Wiring Standard

iN-Command utilizes the new Keystone Unified Wiring Standard. Color-coded and numbered, each circuit in your coach can instantly be identified, simplifying diagnostics, troubleshooting and service.

Keystone has implemented this Unified Wiring Standard across ALL Indiana-built brands and is the first towable manufacturer to do so.



RAPTOR

FIFTH WHEEL TOY HAULERS

RAPTOR'S BATHROOM STORAGE AND FUNCTIONALITY IS UNMATCHED IN THE TOY HAULER SEGMENT



398TS BATHROOM FEATURES A LARGE VANITY AND SPACIOUS SHOWER WHILE BOASTING AMPLE STORAGE SPACE.



398TS FIFTH WHEEL SHOWN IN TWILIGHT DECOR

4





RELAX IN THE 398TS LEATHER RECLINER SOFA
(SHOWN IN TWILIGHT DECOR)



398TS INTERIOR



CONVECTION MICROWAVE NOW AVAILABLE
IN ALL RAPTOR FLOOR PLANS

**ENJOY THE SPACIOUS DESIGN OF THE 398TS
FIFTH WHEEL SHOWN IN MERLOT DECOR**

WWW.KEYSTONERV.COM/RAPTOR

RAPTOR

FIFTH WHEEL TOY HAULERS



ENJOY THE ENTERTAINMENT OF
THE 422TS SIDE PATIO WITH
STEPS AND OUTDOOR TV





422TS KITCHEN AND ENTERTAINMENT CENTER ARE CONVENIENTLY LOCATED ACROSS THE LARGE SOFA



422TS INTERIOR



THE DUAL OPPOSING SOFAS IN THE 422TS GARAGE AREA CREATES THE PERFECT ENTERTAINMENT ROOM

422TS FIFTH WHEEL SHOWN IN MERLOT DECOR

WWW.KEYSTONERV.COM/RAPTOR



STAINLESS STEEL APPLIANCES WITH RESIDENTIAL SINKS AND FAUCETS



INDUSTRY EXCLUSIVE BRAND NAME ENTERTAINMENT SYSTEM WITH 12V SOUND BAR



425TS FIFTH WHEEL SHOWN IN STONE DECOR FEATURING DINETTE SEATING WITH SLIDER TOP



AVAILABLE IN 355, 398, 405, 412, 415, 422 AND 425



FEATURES A BUILT-IN ENTERTAINMENT CENTER, RESIDENTIAL STYLE DRESSER AND DOUBLE DOOR ENTRY INTO BATHROOM

KING BED SUITE WITH BED SLIDE

AVAILABLE IN 355, 398, 405, 412, 415, 422 AND 425



WASHER/DRYER
PREP IN FRONT
CLOSET



RAPTOR'S EZ KING BED LIFT PROVIDES UNPARALLELED WALKING ROOM IN YOUR KING BED SUITE

WWW.KEYSTONERV.COM/RAPTOR

**REAR ELECTRIC AWNING
AND LED LIGHTING**

EXTERIOR FEATURES



**TURN YOUR GARAGE INTO
AN OUTDOOR OASIS WITH
THE "RAPID RAMP"
REAR PATIO SYSTEM
OPTIONAL ON ALL RAPTOR FLOOR PLANS**



REAR PATIO SCREEN DOOR WITH REMOVABLE CLEAR VINYL WINDOW PANES (OPTIONAL)



PULL-OUT TRAY STORAGE COMPARTMENT (OPTIONAL)



**ONE TOUCH 6-POINT LEVEL-UP
SYSTEM WITH LED GROUND
EFFECT LIGHTING**



LED LIGHTS IN FRONT CAP AND OVER HITCH



LED AWNING LIGHTS



GARAGE FEATURES



5,000 LB. CAPACITY

FRAME INTEGRATED/WELDED WORRY-FREE D-RINGS KEEP YOUR TOYS FROM SLIDING AROUND IN THE GARAGE



DOVETAIL STORAGE IN THE GARAGE IS A MUST-HAVE FOR TOOLS AND SAFETY EQUIPMENT

8 FOOT RAMP DOOR MAKES IT EASY TO LOAD AND UNLOAD YOUR TOYS



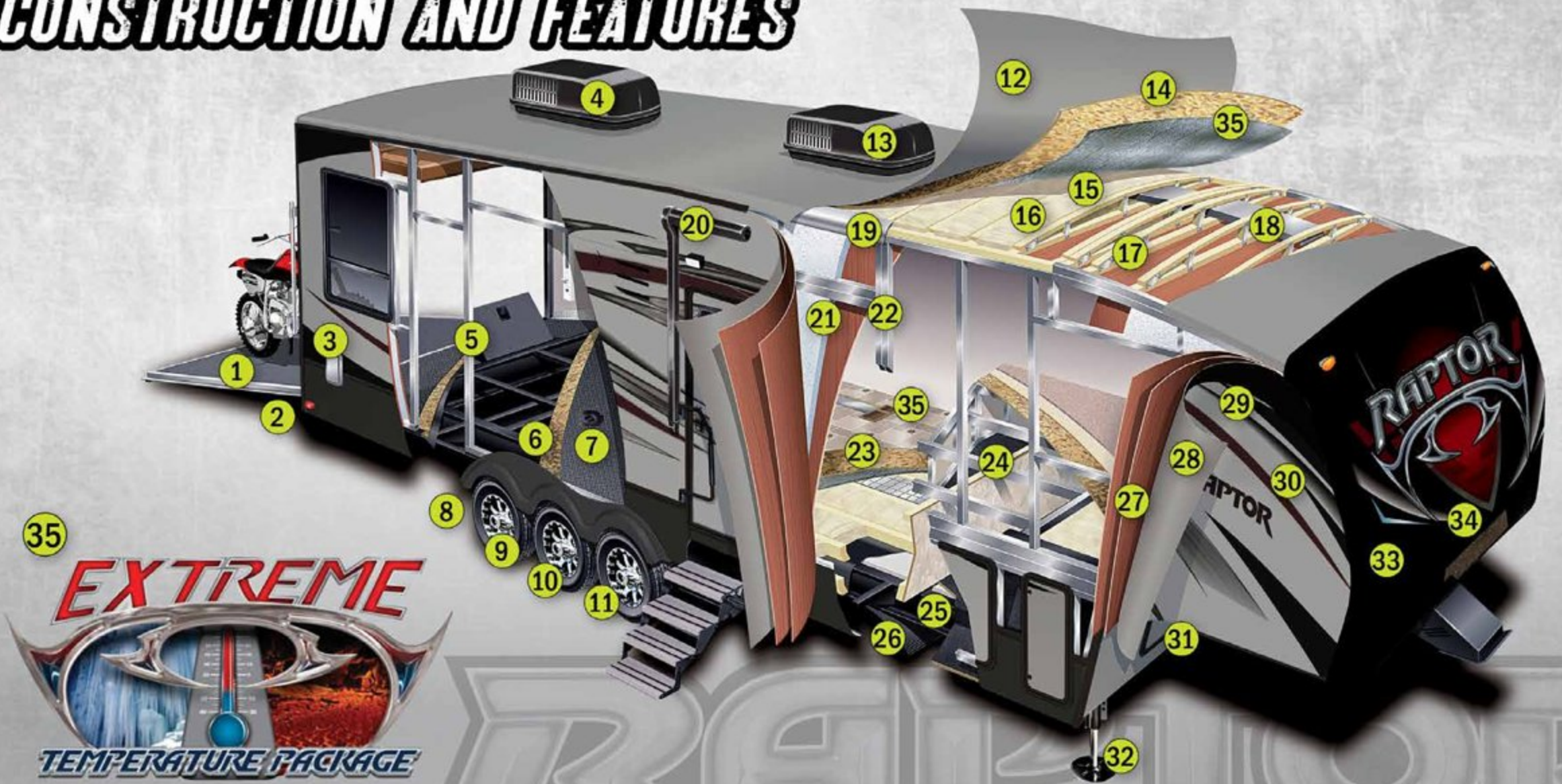
FLIP-DOWN HAPPY-JAC SOFAS MAKE IT EASY TO ENTER AND EXIT THE GARAGE AREA



ELECTRIC BUNK BEDS CREATE THE ULTIMATE BUNK HOUSE WITH A 500 LB. WEIGHT CAPACITY



CONSTRUCTION AND FEATURES





49 **MAX FLO**
ZONE CONTROL 15K A/C SYSTEM

- CIRCULATES AIR EVENLY THROUGHOUT THE CAMPER
- NO HOT SPOTS
- NO DEAD END DUCT TO TRAP AIR
- 2ND AND 3RD 15K AIR CONDITIONERS - OPTIONAL

- 1 8' Light weight, rear gate 3,000 lb. capacity w/ spring assist
- 2 LED brake lights
- 3 Metal ram air vents
- 4 3rd 15,000 BTU A/C (optional)
- 5 In-floor storage bin
- 6 1" garage floor decking
- 7 Frame Integrated d-rings
- 8 16" G-rated radial tires
- 9 Aluminum wheels
- 10 Electric self adjusting drum brakes (all wheels)
- 11 Dexter 7,000 lb. axles
- 12 One-piece TPO roof w/ 12 year warranty

- 13 15,000 BTU ducted A/C
- 14 3/8" roof decking
- 15 Wired and braced for 2nd ducted A/C
- 16 Rolled fiberglass insulation
- 17 5" wood trusses 16" on center
- 18 Aluminum wrapped A/C duct
- 19 Aluminum radius roof transition molding
- 20 Electric patio awning with LED lights
- 21 High density solid block foam insulation
- 22 2" welded aluminum wall studs
- 23 5/8" Dyna Span seamless floor decking
- 24 3" welded aluminum floor
- 25 10" or 12" I-Beam chassis
- 26 Fluted polypropylene enclosed and insulated underbelly

- 27 Double layer luan w/ staggered seams
- 28 Fully laminated sidewalls
- 29 Security LED light
- 30 High-gloss exterior
- 31 On board generator (optional)
- 32 6-Point Hydraulic Auto Leveling
- 33 Painted front cap designed for improved turning radius
- 34 Hitch vision with LED light
- 35 Extreme temperature package with astro-foil. R Values: ceiling = R38, floor = R31, sidewalls = R9.
- 36 Drop frame construction
- 37 Equa-Flex suspension system
- 38 Exterior folding ladder for easy roof access

- 39 Toy Lock system – a fifteen foot braided retractable cable allowing for peace of mind while you're away from your prized possessions
- 40 Oversized convenience Docking Center – hot / cold shower, black tank flush, winterization by-pass, fresh water fill, cable/satellite connections, battery quick disconnect and solar panel prep
- 41 Dual 30 gallon fuel tanks
- 42 97" sofa with recliners (352, 355, 405, 422 only)
- 43 LED lights in kitchen countertop
- 44 LED lights in front cap and over hitch
- 45 1" thick slam latch baggage doors w/ magnetic door catch
- 46 Rota Flex Pin Box
- 47 G-Rated tires
- 48 Easy to reach 4-step aluminum entry steps
- 49 Max Flo zone control 15,000 BTU A/C system



FLOOR PLANS & POPULAR OPTIONS



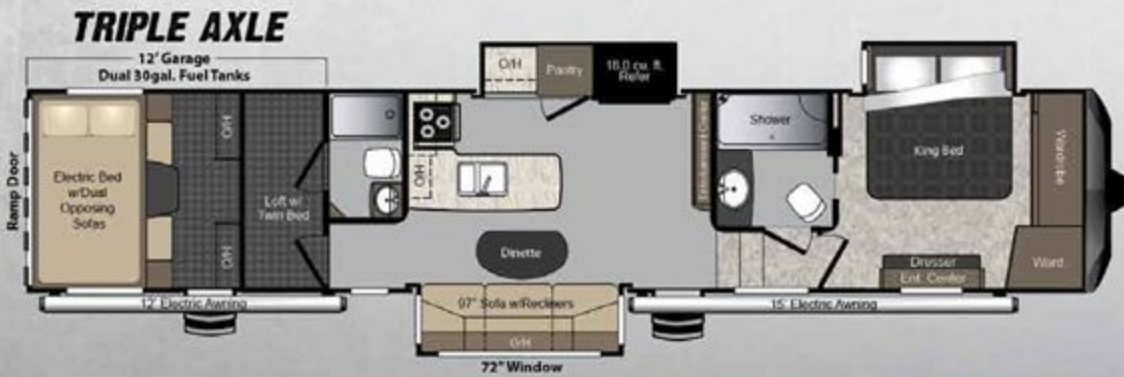
SHIPPING WEIGHT: 14,065 lbs.
HITCH WEIGHT: 3,250 lbs.
LENGTH: 38' 9"

KING BED SUITE **352TS** **NEW**



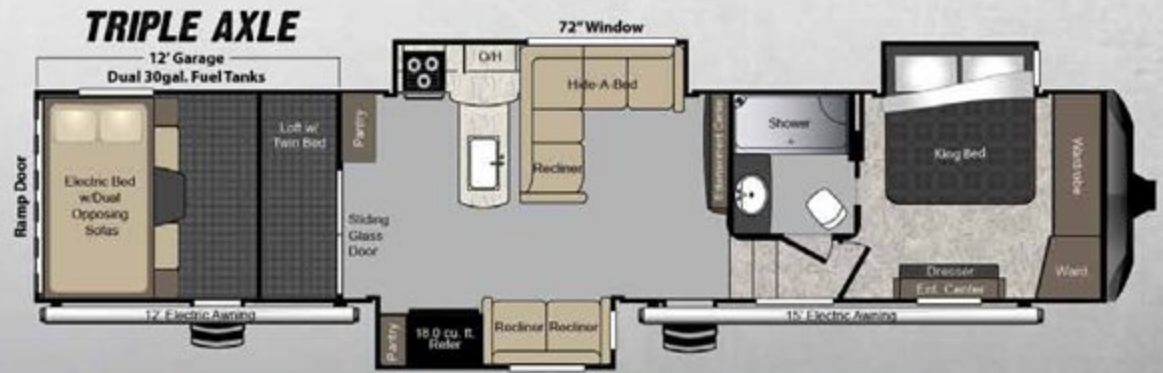
SHIPPING WEIGHT: 14,180 lbs.
HITCH WEIGHT: 3,400 lbs.
LENGTH: 39'

KING BED SUITE **355TS** **NEW**



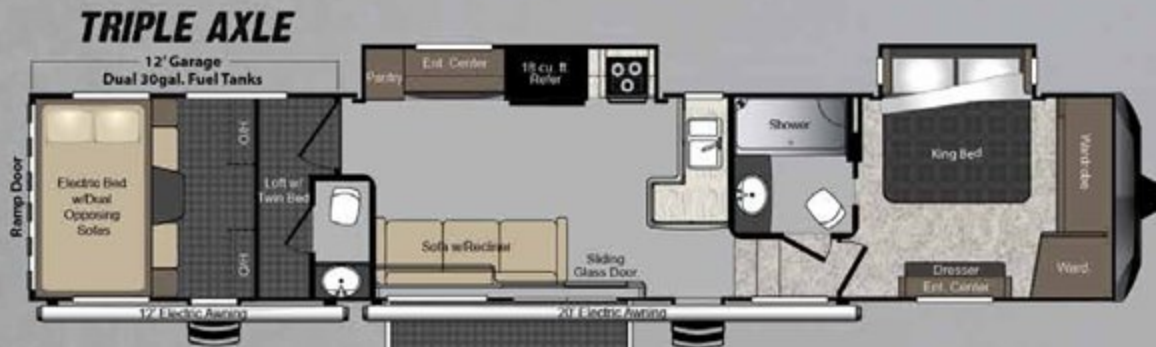
SHIPPING WEIGHT: 15,376 lbs.
HITCH WEIGHT: 3,785 lbs.
LENGTH: 42' 8"

KING BED SUITE **405TS**



SHIPPING WEIGHT: 15,457 lbs.
HITCH WEIGHT: 3,920 lbs.
LENGTH: 42' 5"

KING BED SUITE **412TS**



SHIPPING WEIGHT: 16,095 lbs.
HITCH WEIGHT: 3,810 lbs.
LENGTH: 42' 8"

KING BED SUITE **422SP** **NEW**



SHIPPING WEIGHT: 15,385 lbs.
HITCH WEIGHT: 3,975 lbs.
LENGTH: 42' 8"

KING BED SUITE **424TS**



INDUSTRY FIRST 18 CU. FT. RV REFRIGERATOR



SHIPPING WEIGHT: 15,295 lbs.
HITCH WEIGHT: 3,870 lbs.
LENGTH: 42'

KING BED SUITE 398TS NEW



SHIPPING WEIGHT: 15,160 lbs.
HITCH WEIGHT: 3,995 lbs.
LENGTH: 42' 5"

KING BED SUITE 415TS



SHIPPING WEIGHT: 15,440 lbs.
HITCH WEIGHT: 3,925 lbs.
LENGTH: 42' 6"

KING BED SUITE 425TS



NO EXTRA POWER EQUIPMENT NEEDED. SWITCHES TO PROPANE IF ELECTRICITY IS UNAVAILABLE.

STANDARDS AND OPTIONS

THE MOST FULLY EQUIPPED TOYHAULER ON THE MARKET

INTERIOR

- Polar Max 18 cu. ft. Refrigerator
- 12-Gal. Gas/Electric DSI Water Heater
- 30" Stainless Steel Residential Microwave
- Recessed 3 Burner Range w/22-inch Oven
- Solid Surface Range Cover and Sink Cover
- Upgraded Residential Pull-Out Kitchen Faucet
- Solid Surface Counter Tops
- Large Stainless Steel Kitchen Sink
- Hardwood Cabinetry w/ Shaker Style Doors
- 100# Full Extension Ball Bearing Drawer Guides
- Hardwood Ceiling Treatment with LED Accent Lighting and Pendant Lights
- Wooden Crown Molding
- Roller Shades
- Dual Entrance Master Bath
- Power Vent In The Master Bathroom
- Porcelain Foot Flush Toilet
- Single Piece Shower (select models)
- Recessed Shower (select models)
- Skylight in Shower
- Wooden Residential Interior Door
- Cable/Sat. Prep in Living Room
- Cable/Sat. Prep in Bedroom

- Carpet in Bedroom
- TV Antenna w/ Power Booster
- Raptor Control Panel w/ Fuel Gauge
- Wired & Framed for Second A/C in Bedroom
- Automatic Transfer Switch with Generator Prep
- Battery Quick Disconnect
- 50 Amp Service
- 15,000 BTU Ducted Air Conditioner
- 35,000 BTU Furnace
- 132-Gallon Fresh Water Tank
- Washer Dryer Prep
- Ducted A/C Into Garage
- Ducted Heat Into Garage (Select models)
- Black Splash
- Pull-Down Screen in Garage Area
- 78" Tall Main Entry Door

EXTERIOR

- Oxford Gray High Gloss Exterior Sidewalls
- Painted Front Cap
- Radius Roof w/ One-Piece TPO Walk-on Roof and a 12 Year Warranty
- Oversized Convenience Center (All System Hook-Ups Located In One Area)

- On Board Fuel Station (30 Gallon Capacity)
- 30 Gallon Generator Fuel Tank
- Exterior Cable / Sat Hook-up
- Rear LED Spotlights
- 3 Large LED Outdoor Activity Lights
- One Touch Electric Awning with LED Lights (2)
- 4 Step (Aluminum) Main Entry
- Large Fold-Away Entry Assist Handle (2)
- Outside Shower / Hot and Cold w/ 25' Coil Hose
- Large Tinted Safety Glass Windows w/ 80% Tint
- Huge Drop Frame Pass-Through Storage
- 1" Slam Latch Baggage Doors
- Exterior Folding Ladder
- Rain Gutters with Extended Drip Spouts
- Ram Air Ventilation System In Garage
- Toy Lock
- New Upgraded Graphics Package with 5 Year Warranty
- Fiberglass Front Cap w/ Max Turn Technology
- Black Tank Flush
- Spare Tire

- Exterior 12 volt Outlet
- Hydraulic Front Jacks and Power Rear Jacks
- Trail Air Equaflex Suspension
- Dexter 7,000 lbs. Ultra Lube Axles
- 12" x 2" Self Adjusting Electric Brakes
- Premium 8 Lug 16-inch Aluminum Wheels
- G-Rated Radial Tires
- Heated And Enclosed Underbelly
- Double Welded Aluminum Construction
- Norco Slide Rooms
- 5" Pre-Engineered Roof Truss Rafters

OPTIONS

- MaxFlo 15,000 BTU Zone Controlled Air Conditioner
- 2nd Air Conditioner
- 3rd Air Conditioner
- Euro Style Chair
- Cummins/Onan 5,500 Watt Gas Generator
- Frameless Dual Pane Windows
- Rear Patio Screen Door
- Electric Beds with Dual Opposing Flip-Down Sofas
- Rear Ramp Patio with Electric Awning and Steps
- 131" Sofa with Recliners (415 and 424 only)
- High Definition Paint - Red, Blue, Orange
- 6 Point Hydraulic Auto Leveling
- G-Rated Tires
- Garmin Backup Camera with Navigation
- Dinette Seat with Slider Top (412, 425 only)
- Slide Out Storage Tray

INDUSTRY EXCLUSIVE ENTERTAINMENT SYSTEM

- Sony® 48" 1080P LED Smart TV
- 12V Sound Bar with Bluetooth and Powered Subwoofer
- Sony® Blu-Ray Player
- Sony® Exterior Marine Speakers(2)
- Sony® Garage Speakers(2)
- Sony® AM/FM/CD/MP3 Player
- Sony® Bedroom Speakers (2) with Shut Off Switch

SAFETY PACKAGE

- Carbon Monoxide Detector
- Smoke Detector
- LP Gas Detector
- Fire Extinguisher

SPECIFICATIONS & DECOR OPTIONS

MODEL	SHIPPING WEIGHT	CARRYING CAPACITY	HITCH	LENGTH*	HEIGHT	FRESH WATER	WASTE WATER	GRAY WATER	LPG	AWNING
352TS	14065	2755	3250	38' 9"	13' 2"	132	44	88	60	16' / 12'
355TS	14180	2820	3400	39' 0"	13' 2"	132	82	82	60	15' / 10'
398TS	15565	3435	3930	42' 0"	13' 6"	132	82	82	60	12' / 15'
405TS	15376	3624	3785	42' 8"	13' 6"	132	78	78	60	12' / 15'
412TS	15457	3543	3920	42' 5"	13' 6"	132	64	71	60	12' / 15'
415TS	15160	3840	3995	42' 5"	13' 6"	132	69	76	60	12' / 15'
422SP	16095	2905	3810	42' 8"	13' 6"	132	82	82	60	12' / 20'
424TS	15385	3615	3975	42' 8"	13' 6"	132	39	69	60	12' / 15'
425TS	16080	2920	3950	42' 6"	13' 6"	132	82	82	60	12' / 15'

* Weights reflect a fully equipped coach. See disclaimer below.



TWILIGHT

MERLOT

STONE

YOUR LOCAL RAPTOR DEALER:

NOVEMBER 2015



Keystone RV Company

WWW.KEYSTONERV.COM | 574-535-2100



DISCLAIMER: Product information is as accurate as possible as of the date of publication of this brochure. All features, floor plans, and specifications in this brochure are subject to change without notice. Please also consult Keystone's web site at www.keystonerv.com for more current product information and specifications. Tow Vehicle Disclaimer. CAUTION: Owners of Keystone recreational vehicles are solely responsible for the selection and proper use of tow vehicles. All customers should consult with a motor vehicle manufacturer or their dealer concerning the purchase and use of suitable tow vehicles for Keystone products. Keystone disclaims any liability or damages suffered as a result of the selection, operation, use or misuse of a tow vehicle. KEYSTONE'S LIMITED WARRANTY DOES NOT COVER DAMAGE TO THE RECREATIONAL VEHICLE OR THE TOW VEHICLE AS A RESULT OF THE SELECTION, OPERATION, USE OR MISUSE OF THE TOW VEHICLE. *Length is defined as the distance from the centerline to the hitch pin/coupler to rear bumper of the trailer.