

# DURANGO

## 1500

*Lightweight Luxury Fifth Wheels*





The 255RKT offers a double-bowl residential-grade stainless steel sink with pullout sprayer faucet, lots of cabinet storage, a full bank of drawers, and a pantry next to the fridge.



The optional upgraded wraparound U-sofa/booth seating arrangement (shown on the 255RKT) offers extremely comfortable seating and dining.



Opposing slides create a wide open feel in the 255RKT. In addition, the sofa converts into a bed. The dinette shown is the upgraded wraparound sofa/booth. The flat panel TV is attached to a swing-arm for flexible viewing, and storage abounds in every Durango 1500.

The 255RKT coat closet offers additional storage.



D255RKT

For a smaller floorplan, the 255RKT boasts quite the spacious bedroom. The 60-by-80-inch queen bed includes a padded headboard and a shelf above the bed with outlets on both sides. Cabinets above and wardrobes on each side of the bed make for unbelievable storage opportunities.



D255RKT



D255RKT



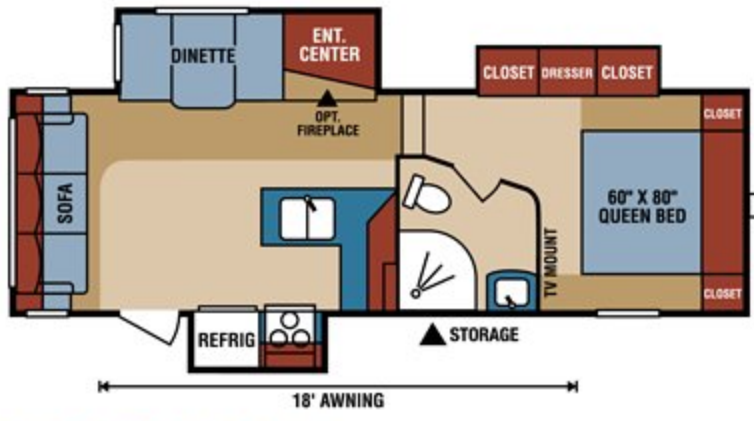
D255RKT

Floorplans with a wardrobe slide really open up the bedroom and provide a lot of extra storage space for your traveling necessities.

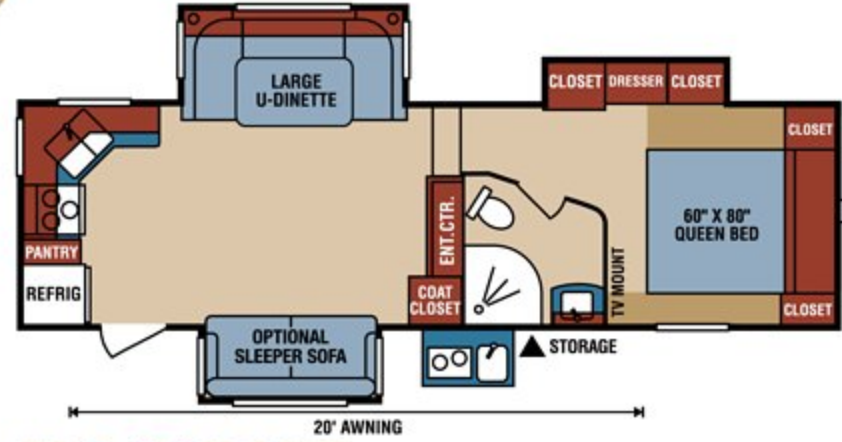
The bathroom vanity includes an overhead medicine cabinet. The radius shower includes glass doors which offer extra elbow room. A skylight provides more headroom.

# FLOORPLANS

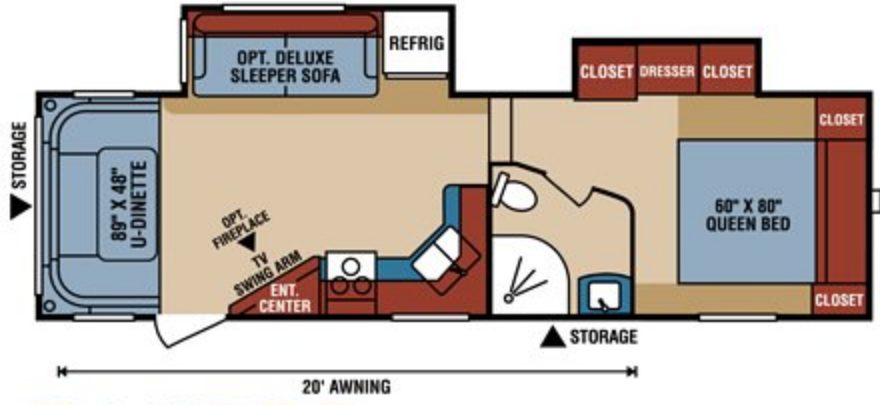
## Durango 1500



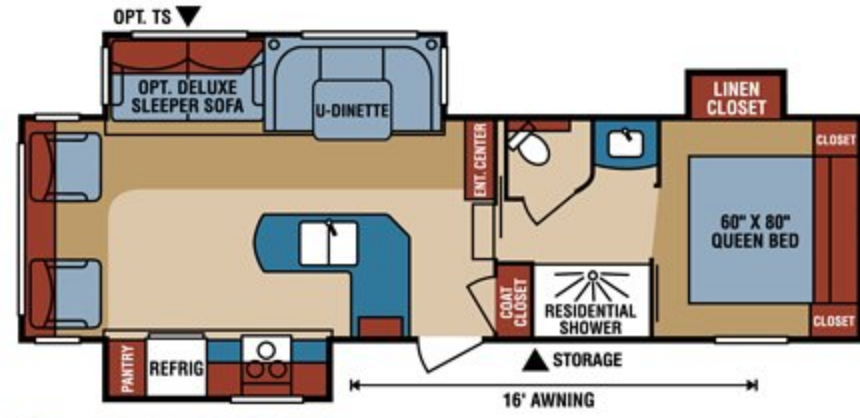
D251RLT



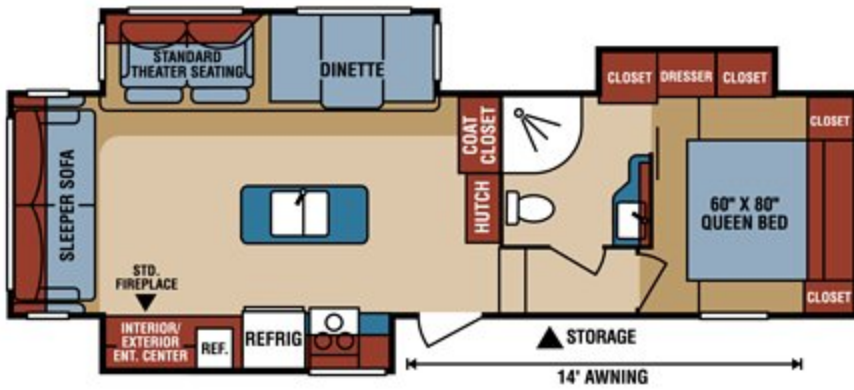
D255RKT



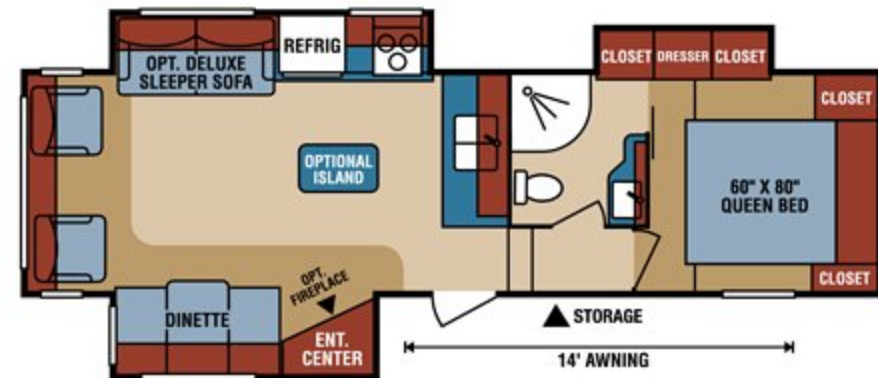
D259RDD



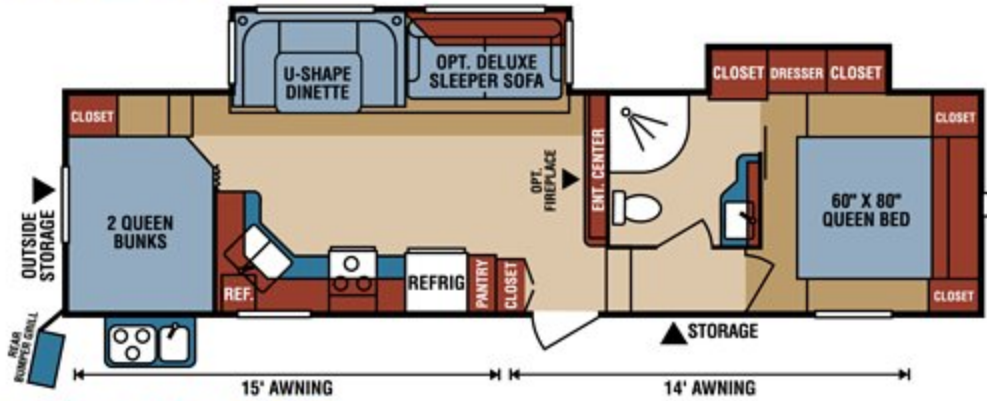
D277RLT



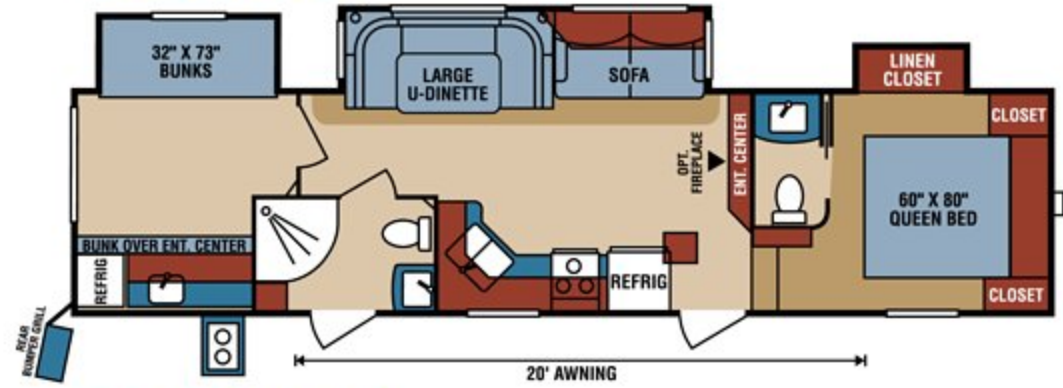
D281RLT



D284RLT



D286BHD



D292BHT

Fifth Wheels	D251RLT	D255RKT	D259RDD	D277RLT	D281RLT	D284RLT	D286BHD	D292BHT
UWV (Unloaded Vehicle Weight)*	7,560	8,250	7,600	8,350	8,510	8,160	8,490	9,430
Dry Hitch Weight*	1,420	1,300	1,200	1,408	1,490	1,480	1,700	1,410
Dry Axle Weight*	6,140	6,950	6,400	6,942	7,020	6,680	6,790	8,020
NCC (Net Carrying Capacity)	1,940	1,750	2,400	2,150	1,990	2,340	2,010	2,070
GVWR	9,500	10,000	10,000	10,500	10,500	10,500	10,500	11,500
Exterior Height w/ A/C	12' 1"	12'	12'	12'	12'	12' 1"	12'	11' 11"
Exterior Width	96"	96"	96"	96"	96"	96"	96"	96"
Exterior Length	27' 10"	29' 11"	29' 11"	31' 8"	32' 8"	31' 11"	33' 11"	35' 11"
Refrigerator (cu. feet)	8	8	8	8	8	8	8	8
Water Heater Cap. (gal. G/E w/DSI)	6	6	6	6	6	6	6	6
Fresh Water Cap. (gal.**)	61	61	61	61	61	61	61	61
Waste Water Cap. (gal.)	57	57	57	57	57	57	57	54
Gray Water Cap. (gal.)	57	87	57	57	57	57	97	100
LP Gas Cap. (lbs.)	60	60	60	60	60	60	60	60
Furnace BTUs (1,000s)	35	35	35	35	35	35	35	35
Tire Size	15"	15"	15"	15"	15"	15"	15"	16"
Awning	18'	20'	20'	16'	14'	14'	14'/15'	20'

\*This weight reflects the rolling average unit weight for each model. Your trailer weight will vary according to optional equipment. \*\*Including water heater capacity

## CONSTRUCTION FEATURES

- 6-Sided 100% Aluminum Frame
- Steel Powder Coated Frame
- R-11 2" Block Foam Bonded Sidewalls w/EGS Metal Backing Strips (to support all int. cabinets)
- Lamilux® High-Gloss Fiberglass
- One-Piece ABS Slideroom Bottoms; Slideroom Floors Insulated
- Additional Outside Frame-to-Wall Floor Insulation
- Walk-On Superflex® TPO Roof Membrane
- 5/8" Tongue & Groove, Screwed & Glued Plywood Floor Decking
- Fully-Vented Attic System
- Completely Heated Water System
- Pex® In-Floor Heated Waterlines & Kitchen Gray Pipes (all waterlines & drainlines are located above all insulation)
- Fully Heated & Enclosed Underbelly
- Reinforced Heavy-Duty Fiberglass Front Cap (w/maximum turning radius on short bed trucks)
- 6' 2" Tall Main Floor Sliderooms & 4' Tall Bedroom Sliderooms
- Double-Insulated & Heated Holding Tanks (R-38 above & below tanks)
- All Weather Insulation PKG (forced option) (upgrades roof, floor, ceiling, endcaps & tanks to R-38)
- Electric Front Jacks
- Propane Bottles on Same Side of Coach for Easy Access (2 x 30 lb.)
- Painted Front Cap
- Frameless Windows
- 3" x 14" Foam-Core In-Floor Straight-Line Heating System w/35,000 BTU Furnace
- 15,000 BTU Ducted Roof AC
- Heated Water Convenience Center (incl. black tank flush, power fresh tank water fill, winterizing system, outside shower)
- Fully-Finished, Heated & Sealed Basement Storage Compartment
- Heated & Enclosed Dump Valves
- 6 GAL Gas/Electric/DSI Water Heater
- Swing-Away Assist Grab Handle
- Roof Ladder
- No-Slide Rubberized Basement Flooring
- Dual Lock Basement Storage Slam Latches
- Satellite Pre-Wire (roof & ground)
- Outside Speakers & Pre-Wire for Exterior TV
- Battery Disconnect
- Full-Perimeter Rain Gutter System (incl. rear & additional gutters over sliderooms)

## EXTERIOR FEATURES

- Dexter® Axles w/Self Adjusting Brakes & Height Adjusting Hangers
- 6-Lug Heavy-Duty Aluminum Rims w/Nitro Filled Tires
- Equa-Flex® Rubberized Suspension
- 100% Exterior LED Running Lights & Taillights
- LED Front Docking Light & Sewer Hookup Light
- LED Entry Door Floodlight
- Carefree® Electric Awning w/ Directional LED Light Kit (at end of awning, w/interior reminder switch)

## LIVING ROOM/KITCHEN FEATURES

- Solid Surface Kitchen Countertops & Sink Covers w/Large Handholds
- Residential Stainless Steel Double Bowl Sinks
- Pullout Sprayer Faucet
- Storage Shelf under Kitchen Sink
- Heavy-Duty 100 LB Drawer Glides on Every Drawer
- Baltic Birch Drawer Boxes
- 8 CU FT Double-Door Refrigerator
- High-Output Oven w/Broiler
- 22" Microwave
- Kitchen Window (most models)
- All-Wood Lumber Core Screwed Cabinets w/Hardwood Doors
- 5" Stainless Steel Cabinet Hardware
- 3/8" Re-Bond Carpet Pad w/22 OZ Residential Carpet Throughout
- XL Toggle Light Switches
- Faux Vinyl Ceiling
- Large Ceiling Crown Molding
- All LED Ceiling & Cabinet Lights w/Multiple On/Off Switches
- Deluxe Residential-Style Furniture
- 12V Entertainment System (Radio) w/Bluetooth & 2 Zones of Speakers
- HD Flat Panel TV
- Pullout Pantry (where available)
- All Kitchen OH Cabinets have Shelf & Extra-Tall Slide Lips
- Wood-Top Booth Dinette Tables
- 4" High Density Foam Cushions on all Booth Dinettes
- Dual Pots & Pans Drawers in all Booth Dinette Seats

## LIVING ROOM/KITCHEN OPTIONS

- Power Vent Fan w/Wall Controls (kitchen, living room, bath, bedroom)

- Upgraded Wraparound Sofa-Booth (255 & 259)
- Free Standing Table w/Leaf & 4 Chairs (N/A 259, 255)
- Theater Seating (259, 277, STD on 281)
- Dual Recliners IPO Swivel Chairs
- Deluxe Sleeper Sofa IPO Jiffy Sofa (STD on 281)
- Electric Fireplace (N/A 255 & 277, STD on 281)

## BATHROOM/BEDROOM FEATURES

- Angled Shower Stall w/Radius Doors
- Shower Skylight
- Porcelain Foot-Flush Toilet
- All LED Lights in Bed & Bath w/ Multiple Large Switches
- 12V Vent Fans in all Baths
- Heavy-Duty 100 LB Drawer Glides on all Drawers
- Bathroom Linen Closet (where available)
- Padded Headboard w/Shelf & Power at the Head of all Beds
- XL Under-Bed Storage
- Luxurious Bedspread & Pillow Shams
- Linen Closet Shelves, Dual Drawers & Hanger Area in all Bedroom Sliderooms
- Bedroom TV Pre-Wire

## BATHROOM/BEDROOM OPTIONS

- Ducted 13,500 BTU Bedroom AC (must add 50 AMP service & 2nd AC pre-wire)
- Upgraded Mattress
- HD Flat Panel Bedroom TV w/ Swingout Bracket

## Bonus FEATURES

2-Year limited warranty (see flyer)

K-Z RV has received the Dealer Satisfaction Index Award for 16 years

K-Z's 44 years of stable, dedicated manufacturing experience, coupled with its predominant Amish workforce, heritage and commitment to superb quality, allow us to produce the lowest-priced luxury fifth wheel available.

*\*Due to continual research and advances, manufacturer reserves the right to change specifications, design, price and equipment without notice, and assumes no responsibility for any error in this literature. Some items shown are not included as standard or optional equipment.*

Alabaster Décor

Aurora Décor

Driftwood Décor

# BEAUTY that's more than SKIN DEEP



Durango's large pass-through storage compartment allows for more camping gear.



The Convenience Center includes cable and satellite hookups, outside shower, winterization feature and black tank flush controls.



The outside kitchen is a popular feature on many RV's today, and the Durango 1500 offers it on three floorplans.

Outside, Durango maintains its striking good looks with high-gloss Lamilux® gelcoat sidewalls and a painted fiberglass front cap. Underneath that outer skin, you'll find 100% six-sided aluminum-framed construction, a fully-enclosed and heated underbelly and water system, and monster-sized, fully-finished, pass-through storage compartment. Down below, we offer a top-of-the-line Dexter® axles with auto-adjusting brakes and Equa-Flex® rubberized suspension for a smooth ride, as well as front electric jacks.

All in all, we think you'll find any one of the Durango 1500 line of quality lightweight luxury fifth wheels to offer the perfect family escape plan. Visit your local dealer and see for yourself.



**RVIA**



Portions of this brochure were used with the expressed authority of Dexter Axle, but Dexter Axle is not responsible for the accuracy of the information contained herein.

985 N 900 W • Shipshewana, IN 46565  
E-mail [kz@kz-rv.com](mailto:kz@kz-rv.com)  
[www.kz-rv.com](http://www.kz-rv.com)

K-Z strongly encourages our retail customers to purchase from their local dealership whenever possible.

Dealer: