

GEMINI®
RV BY THOR MOTOR COACH



THOR
MOTOR COACH

Made to fit.

When we say
Made to Fit
we mean it.

RUV[™]
RECREATIONAL UTILITY VEHICLE

There's a new class of vehicle out there and we call it the **Gemini**[®] RUV.

The **Gemini**[®] is a recreational utility vehicle, or RUV for short. This is the vehicle you've dreamed about, because it fits your life. It provides all the amenities that make traveling so great, in a compact, functional and fun way. An RUV makes today's SUV look insignificant.




23TR | WAVE RUNNER PARTIAL PAINT ON HD-MAX[®] | OPTIONAL EXTERIOR 32" LED TV



See what's new on the
Gemini for 2017.



FLIP-UP QUEEN BED
WITH CUSHIONED
SEATING UNDERNEATH



BUILT-IN SKYLIGHT WITH ELECTRIC SHADE



COCKPIT WITH CAPTAIN'S CHAIRS

Relax & Unwind

The many angles, laminates and contrasting colors make the interior of the **Gemini® RUV** feel like a modern Manhattan studio apartment. The conceptual interior designs were achieved with outside studio partners like Astheimer LTD from England, who developed the look and feel using their expertise in designing luxury yachts, RVs and automobiles.

You can also find plenty of areas to relax, unwind and get a good night's rest for the next day's adventures.



23TR | COOL JAZZ | GLAZED PECAN | BEDROOM WITH QUEEN SIZE BED



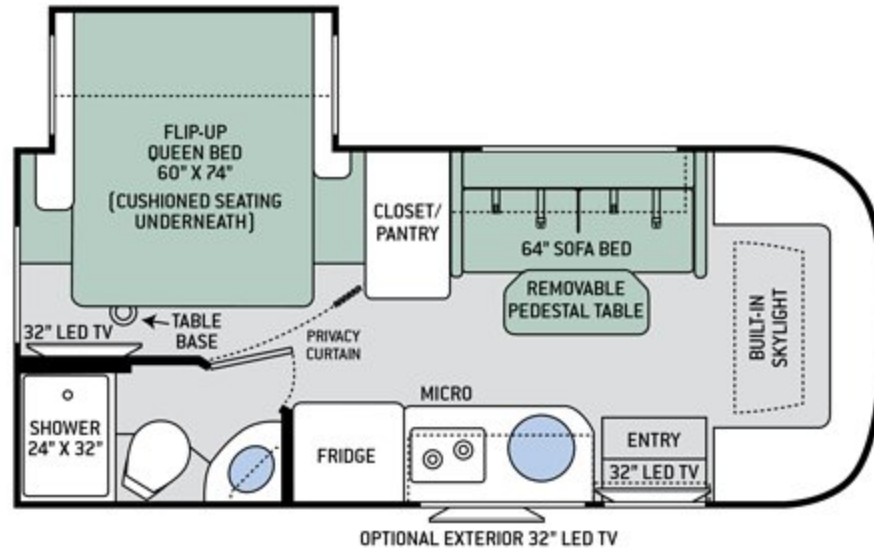
23TR | COOL JAZZ | GLAZED PECAN | BEDROOM WITH 24" TV



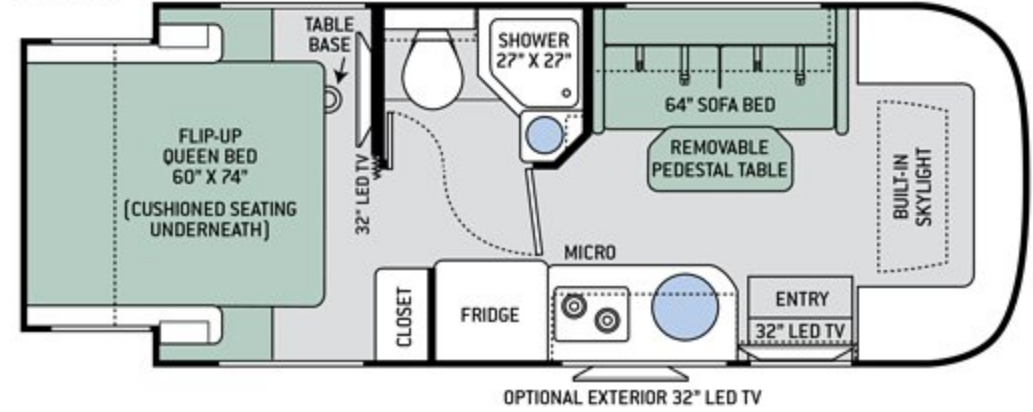
23TR | CITRUS SPLASH | BEECHWOOD | LEATHERETTE SOFA WITH PEDESTAL TABLE CONVERTS TO SLEEPING AREA

Floor Plans

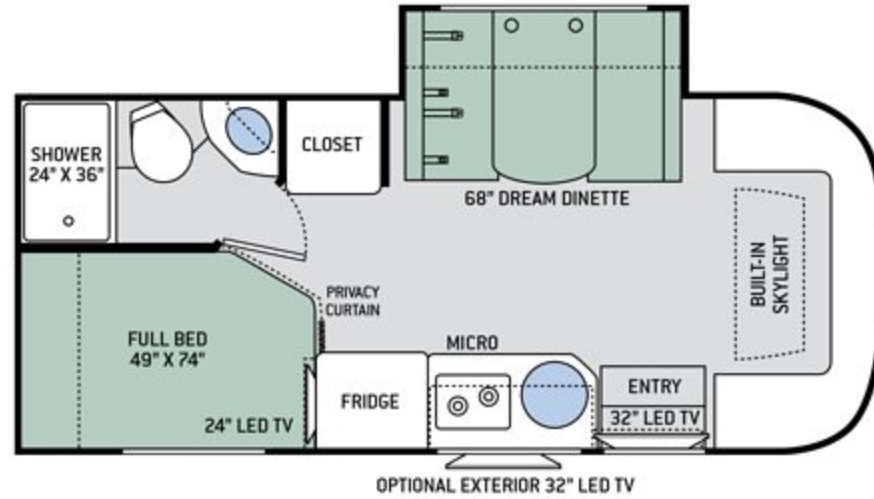
23TB



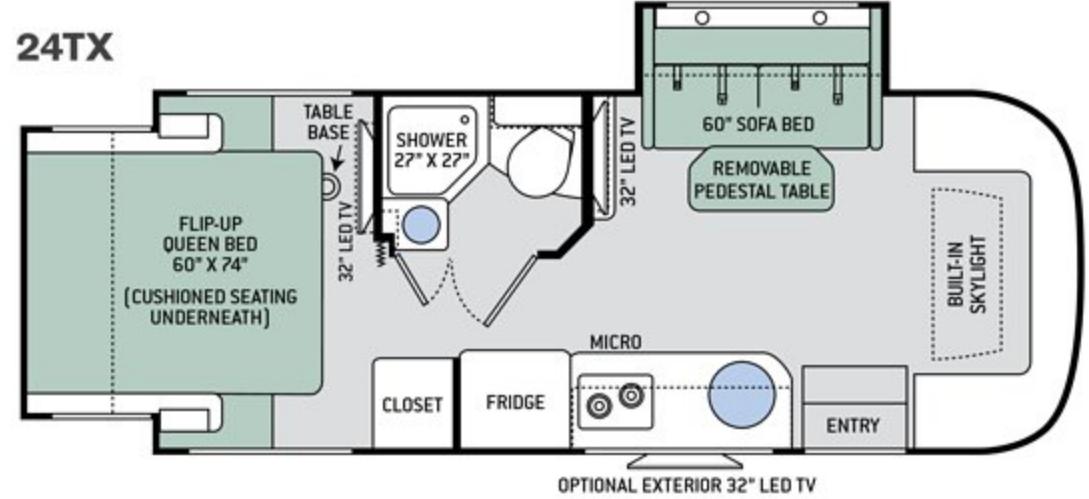
23TR



23TK



24TX



Specifications

| | 23TB | 23TK | 23TR | 24TX |
|-------------------------------------|------------------|-----------------------|-----------------------|------------------------|
| Chassis | Ford Transit | Ford Transit | Ford Transit | Mercedes-Benz Sprinter |
| Gross Vehicle (GVWR) | 10,360 | 10,360 | 10,360 | 11,030 |
| Gross Combined (GCWR) | 13,500 | 13,500 | 13,500 | 15,250 |
| Wheel Base | 156" | 156" | 156" | 170.3" |
| Exterior Length (w/o ladder) | 23'-6" | 23'-6" | 23'-6" | 24'-11" |
| Exterior Height (w/ AC) | 10'-5" | 10'-5" | 10'-5" | 10'-9" |
| Exterior Width (w/o mirrors) | 90" | 90" | 90" | 90" |
| Interior Height (living area) | 80" | 80" | 80" | 80" |
| Awning Size | 14' | 14' | 14' | 15'-6" |
| Fuel (gal) | 25 | 25 | 25 | 25 |
| LPG (lbs) | 68 | 68 | 68 | 68 |
| Fresh/Waste/Gray Water (gal) | 31 / 19.5 / 37 | 30 / 28.5 / 19.5 & 18 | 31 / 28.5 / 19.5 & 18 | 30 / 25 / 27 |
| Water Heater (gal) | Instant Tankless | Instant Tankless | Instant Tankless | Instant Tankless |
| Furnace (BTUs) | 19,000 | 19,000 | 19,000 | 19,000 |
| Exterior Storage Capacity (cu. ft.) | 16.2 | 29 | 25.3 | 50.6 |

Interior Decor



CITRUS SPLASH



COOL JAZZ



BEECHWOOD CABINETRY



GLAZED PECAN CABINETRY

Exterior Graphics



JET STREAM PARTIAL-PAINT
WHD



WAVE RUNNER PARTIAL-PAINT
WHD

Meals *Your Way*, While You're Away

Whether you're preparing a home cooked meal or storing leftovers from that great local restaurant, the well-equipped kitchen will keep you happy and healthy. The **Gemini® RUV** features a gas cooktop, microwave oven, refrigerator, and ample storage for your cookware and utensils.



23TR | CITRUS SPLASH | BEECHWOOD | KITCHEN INCLUDES 3-WAY (LP/120-VOLT /12-VOLT) REFRIGERATOR WITH STAINLESS STEEL DOOR INSERTS



Have Questions?
Contact our Coach Link Team.

Coach  LINK

23TK | COOL JAZZ | GLAZED PECAN | LEATHERETTE DREAM DINETTE* CONVERTS TO SLEEPING AREA

Features

CONSTRUCTION & EXTERIOR

- Ford® Transit Chassis with 3.2L I-5 Power Stroke® Turbo Diesel, 185HP & 350 lb.-ft. Torque (23TB, 23TR & 23TK)
- Mercedes-Benz® Sprinter Chassis with 3.0L V6, 188HP & 325 lb.-ft. Torque (24TX)
- Welded Tubular Steel Floor
- Welded Tubular Aluminum Roof & Sidewall Cage Construction
- Vacu-Bond Laminated Roof, Walls & Floor with Block Foam Insulation
- Premium One-Piece TPO Roof
- One-Piece Fiberglass Front Cap with Integrated Wing Walls
- Fiberglass Upper & Lower Rear Caps
- Built-In Skylight with Electric Shade
- Partial-Paint on HD-MAX® Exterior with Graphics Package
- Rotocast Storage Compartments
- Flush Mount Compartment Doors
- Power Patio Awning with Integrated LED Lighting
- Slideout Room Topper Awning(s)
- Electric Entry Step (24TX)
- Entry Door with Deadbolt Lock
- Exterior Grab Handle
- Patio Light
- Roof Ladder (23TB & 23TK)
- Frameless Windows
- 5,000-lb. Trailer Hitch

AUTOMOTIVE & COCKPIT

- AM/FM Dash Radio with CD Player
- Rear View Mirror w/Back-Up Monitor (23TB, 23TR & 23TK)
- Back-Up Monitor (24TX)
- Deluxe Heated/Remote Exterior Mirrors
- Cloth Captain's Chair - Passenger Chair Swivels (23TB, 23TR & 23TK)
- Leatherette Swivel Driver/Passenger Captain's Chairs (24TX)
- Emergency Engine Start Switch (23TB, 23TK & 23TR)

- Cruise Control
- Tilt Steering Wheel
- Windshield Privacy Curtain
- Power Windows and Door Locks
- Keyless Entry System
- Stainless Steel Wheel Liners

INTERIOR

- Rubber Tread Entry Steps with Lighted Step Well
- Metal Entry Grab Handle
- Residential Vinyl Flooring Throughout
- 80" Interior Ceiling Height
- Hard Vinyl Ceiling
- LED Lighting
- Ducted Air Conditioning System
- Leatherette Jack-Knife Sofa & Removable Pedestal Table (23TB, 23TR & 24TX)
- Leatherette Dream Dinette® Booth (23TK)
- Pressed Laminate Countertops
- Euro-Style Cabinet Doors w/Soft Close Hidden Hinges & Nickel Finish Hardware
- Full Extension Metal Ball-Bearing Drawer Guides
- Window Privacy Roller Shades

KITCHEN

- 5.5 cu. ft. 3-Way (LP/120-volt /12-volt) Refrigerator with Stainless Steel Door Inserts
- European 2-Burner Gas Cooktop with Glass Cover
- Protective Cover & Task Lighting Underneath Cabinets
- Convection Microwave Oven Below Cooktop
- Large Undermount Stainless Steel Single Bowl Sink w/Cover
- Single Handle Kitchen Faucet w/Pull-Down Sprayer
- Waste Basket

KITCHEN OPTION

- 12-volt Attic Fan with Cover

BEDROOM & BATHROOM

- Flip-Up Queen Size Bed with Reversible Mattress & Cushioned Seating Underneath (23TB, 23TR & 24TX)
- Full Size Bed (23TK)
- Pedestal Table Base in Bedroom (23TB, 23TR & 24TX)

- Designer Headboard, Bedspread & Pillow Shams
- Pleated Privacy Door in Bedroom (23TR & 24TX)
- Privacy Curtain in Bedroom (23TB & 23TK)
- Shower with Deluxe Curtain & Curved Rod
- Foot Flush Toilet
- Stainless Steel Bathroom Sink
- Power Vent in Bathroom

BEDROOM & BATHROOM OPTION

- 12-volt Attic Fan with Cover in Bedroom (23TB & 23TK)

ENTERTAINMENT

- 32" LED TV in Living Area
- 32" LED TV in Bedroom (23TB, 23TR & 24TX)
- 24" LED TV in Bedroom (23TK)
- Cable TV Ready
- Digital TV Antenna
- Bluetooth® Coach Radio System w/DVD Player, HDMI Ready, App Control & Exterior Speakers
- Power Charging Center for Electronics

ENTERTAINMENT OPTION

- Exterior 32" LED TV on Manual Swivel

ELECTRICAL & PLUMBING

- Onan® RV QG 3600 LP Generator
- 30-amp Shoreline Power Cord
- Automatic Shoreline-to-Generator Transfer Switch
- Battery Disconnect Switch
- 13,500 BTU Low-Profile Air Conditioner
- Instant Tankless Water Heater
- Outside Shower
- Systems Control Center

ELECTRICAL & PLUMBING OPTIONS

- Onan® RV QD 3200 Diesel Generator (24TX)
- 13,500 BTU Low-Profile Air Conditioner with Heat Pump IPO Standard Air Conditioner
- Second Auxiliary House Battery
- Holding Tanks with Heat Pads



IMPORTANT--PLEASE READ: This brochure reflects product design, fabrication, material, components and specifications at the date of printing, which date is disclosed below. Please visit us online at ThorMotorCoach.com or consult with your selling dealership for the latest in standards, options, specification and technical information. Photographs in the brochure may depict optional equipment or may only be available in certain floor plans. Components, appliances and the chassis may have been manufactured in a calendar year before the vehicle's designated model year. All capacities are approximate. The actual length of the vehicle may differ from that indicated in the brochure due to variances in the manufacturing processes and/or installed components. All dry weights are based on standard model features and do not include optional features or equipment. Component part and appliance manufacturers issue limited warranties covering portions of the vehicle not covered under the limited warranty we issue. Copyright Thor Motor Coach, Inc. © OH 01/04/17

YOUR LOCAL THOR MOTOR COACH DEALER



Made to fit.

thormotorcoach.com/gemini



P.O. Box 1486, Elkhart, IN 46515 Sales Department: 800.860.5658 Customer Service: 877.855.2867