

Aspect

WINNEBAGO



Why Aspect?

- Ultraleather™ furniture
- Swivel cab seats
- LED lighting
- Available Ideal Rest®
Nouveau digital comfort
control mattress
- Rear storage trunk with
drain plug and folding table
- 4,000-watt Cummins®
Onan® MicroQuiet™ gas
generator
- Available solar panel/
battery charger system
- Available tankless water
heater with recirculation
pump



On the Cover: 30J Coffee Full-Body Paint

30J Autumn Ridge with Coffee-Glazed Honey Cherry Cabinetry

Lead the Way

Winnebago® continues to lead the Class C market thanks to a commitment to quality construction and innovative features. The Aspect® embodies this mantra with standard amenities such as swivel cab seats that become part of the lounge and a large exterior storage trunk with a recessed compartment where you can keep drinks on ice. Available upgrades include

dual-pane Contour™ frameless windows that are unrivaled for their quality in the Class C market. Choose from two floorplans, both with walk-around queen beds and robust entertainment centers, that provide all the residential comfort you crave when you're on the road. Lead the way in comfort and class in a Winnebago Aspect.



2016 MotorHome
READERS' CHOICE
WINNER
Class C



30J Autumn Ridge with Coffee-Glazed Honey Cherry Cabinetry

Surround yourself in the comfort of Ultraleather, whether you're dining in the BenchMark® dinette or relaxing in one of the sofa/sleeper options, such as the Rest Easy® sofa or Flexsteel Fold N Tumble. Select the Interior Upgrade Package for additional stylish amenities such as a wall mirror (27K), throw pillows, MCD solar/blackout roller shades, and many more features throughout the coach. Available Contour™ windows demonstrate Winnebago's obsessive attention to detail with a frameless design that sits flush to the sidewall, reducing wind noise and providing a superior seal. Details such as USB chargers throughout the coach and the rain cover on the available MaxxAir™ powered ventilator fan put your mind at ease so you can sit back and enjoy your HDTV.



MCD Solar/Blackout Roller Shades



Cab Seats Reclined with Booster Cushion



OnePlace® Systems Monitor



USB Ports



30J BenchMark Dinette



30J BenchMark Storage Dinette



30J BenchMark Dinette as Bed



30J Front Overhead HDTV and Cabinets



30J Rest Easy Sofa



30J Rest Easy Sofa as Bed



30J Galley

The Aspect dedicates ample space for meal preparation with a polished Corian® countertop and a flip-up extension in the 30J. New this year, the 3-burner range is recessed into the countertop with a glass cover to expand your prep space even more. A microwave/convection oven pulls double-duty, heating food faster while baking and browning like a conventional oven, saving space for storage below the stove. The two-door refrigerator/freezer sits next to a sliding pantry in the 27K that is perfect for soups and spices. If you prefer to maximize your cold storage, the entire unit can be replaced with a four-door refrigerator/freezer with icemaker (27K).



30J Refrigerator/Freezer



30J 3-Burner Range with Glass Cover



30J Corian Sink Covers



30J Microwave/Convection Oven



30J Bedroom

The bedroom was designed to be a relaxing, roomy retreat with a wardrobe slideout that makes way for a walkaround queen bed and wall-mounted bedroom HDTV. Select the Ideal Rest Nouveau digital comfort control mattress with a remote to adjust the firmness to your desired setting. The bathroom's curved lines create a sense of space and house a roomy shower with a self-cleaning retractable shower door in the 27K and a curved glass shower door in the 30J.



30J Bedroom HDTV



30J Bath Skylight



30J Shower



30J Wardrobe



30J Bathroom



W

Dash

Tackle the hills with the power of a 305-hp. V10 SEFI Triton Engine and 6-speed TorqShift transmission, the driving force of the rugged Ford® E450 chassis. In the cab, a 6.2" touchscreen incorporates radio, DVD receiver, Bluetooth®-connected devices, and the rearview monitor. Upgrade to the Infotainment Center with Rand McNally RV GPS for turn-by-turn voice guidance and trip details. Both cab seats swivel and recline making them ideal for long trips or lounging at the campsite.



Available Infotainment Center



Powered Mirrors with Defrost and Available Rearview Camera

The Aspect accommodates your outdoor lifestyle beautifully with a powered patio awning, LED patio lights, and a large rear storage trunk for your gear. The trunk has a rotocast base with a drain plug where you can keep drinks on ice and a folding table is included for your tailgating snacks. Add the Entertainment Center with an AM/FM stereo, CD/DVD player, and a remote to play music or listen to the game on the built-in stereo speakers.



30J Powered Patio Awning with LED Lighting



Running Board



Exterior Service Center



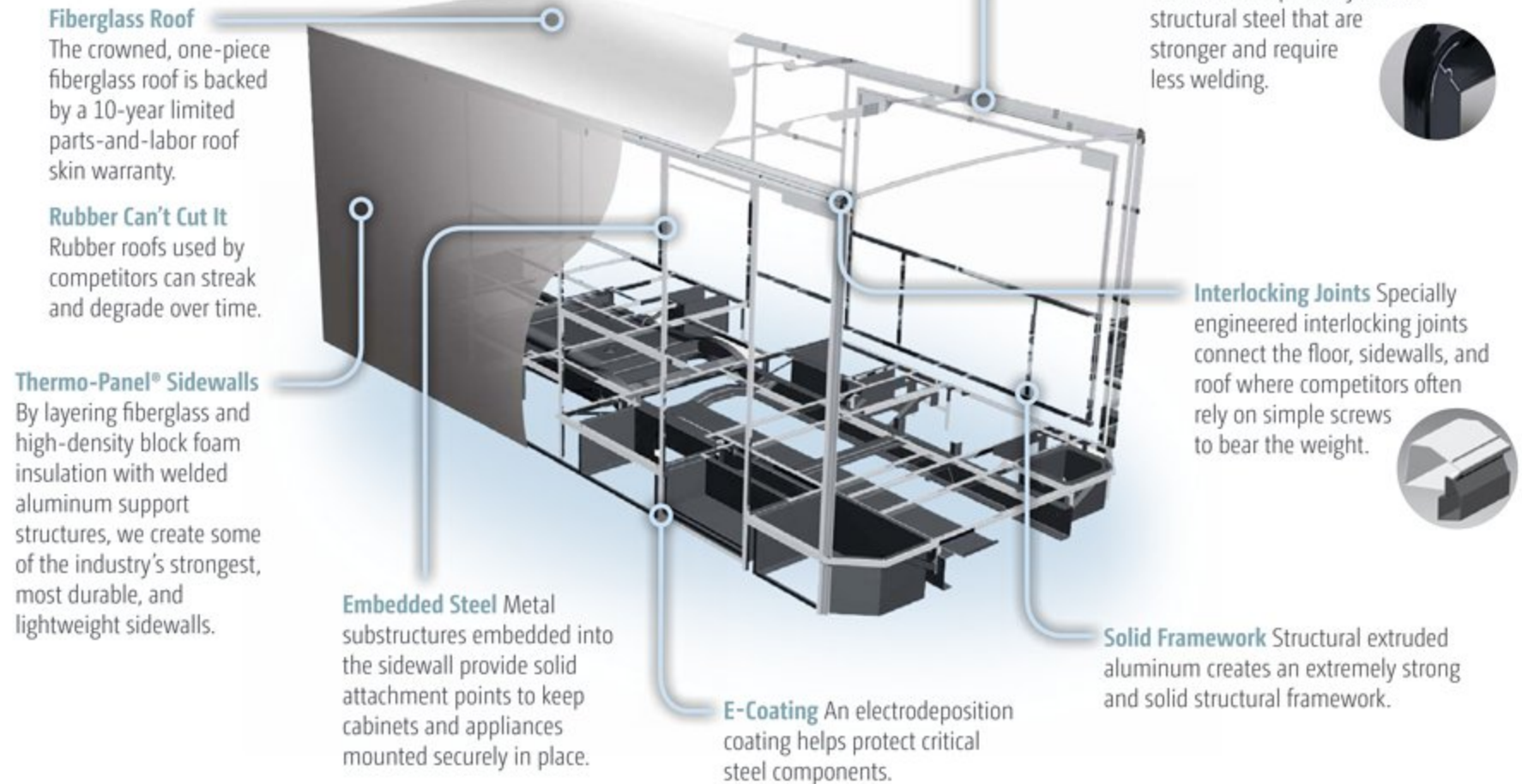
30J Exterior Wash Station



Available ALCOA Stylized Aluminum Wheel



30J Exterior Rear Storage



SUPER STRUCTURE

BUILT TO LAST

Every coach—from our smallest Class C to our largest diesel-pusher model—is built to Winnebago's® legendary SuperStructure® construction design. It's a process developed and refined over more than 50 years of building some of the strongest, most durable coaches in the industry.

Choose from four collections and three wood finishes.

Reflection



Ultraleather



Feature Fabric



Bed Cover



Corian Countertop
(Galley)



Vinyl Flooring



Coffee-Glazed
Honey Cherry



Coffee-Glazed
Vienna Maple



Glazed Driftwood

Winnebago® reserves the right to change décor materials and specifications without notice or obligation.

Choose from four collections and three wood finishes.

Autumn Ridge



Ultraleather



Feature Fabric



Bed Cover



Corian Countertop
(Galley)



Vinyl Flooring



Coffee-Glazed
Honey Cherry



Coffee-Glazed
Vienna Maple




Glazed Driftwood

Winnebago® reserves the right to change décor materials and specifications without notice or obligation.

Choose from four collections and three wood finishes.

Nantucket



Ultraleather



Feature Fabric



Bed Cover



Corian Countertop
(Galley)



Vinyl Flooring



Coffee-Glazed
Honey Cherry



Coffee-Glazed
Vienna Maple



Glazed Driftwood

Winnebago® reserves the right to change décor materials and specifications without notice or obligation.

Choose from four collections and three wood finishes.

Serene




Ultraleather



Feature Fabric



Bed Cover



Corian Countertop
(Galley)



Vinyl Flooring



Coffee-Glazed
Honey Cherry



Coffee-Glazed
Vienna Maple



Glazed Driftwood

Winnebago® reserves the right to change décor materials and specifications without notice or obligation.

Choose from four stylish full-body paint selections.



Coffee
FULL-BODY PAINT



Sierra
FULL-BODY PAINT



Smoke
FULL-BODY PAINT

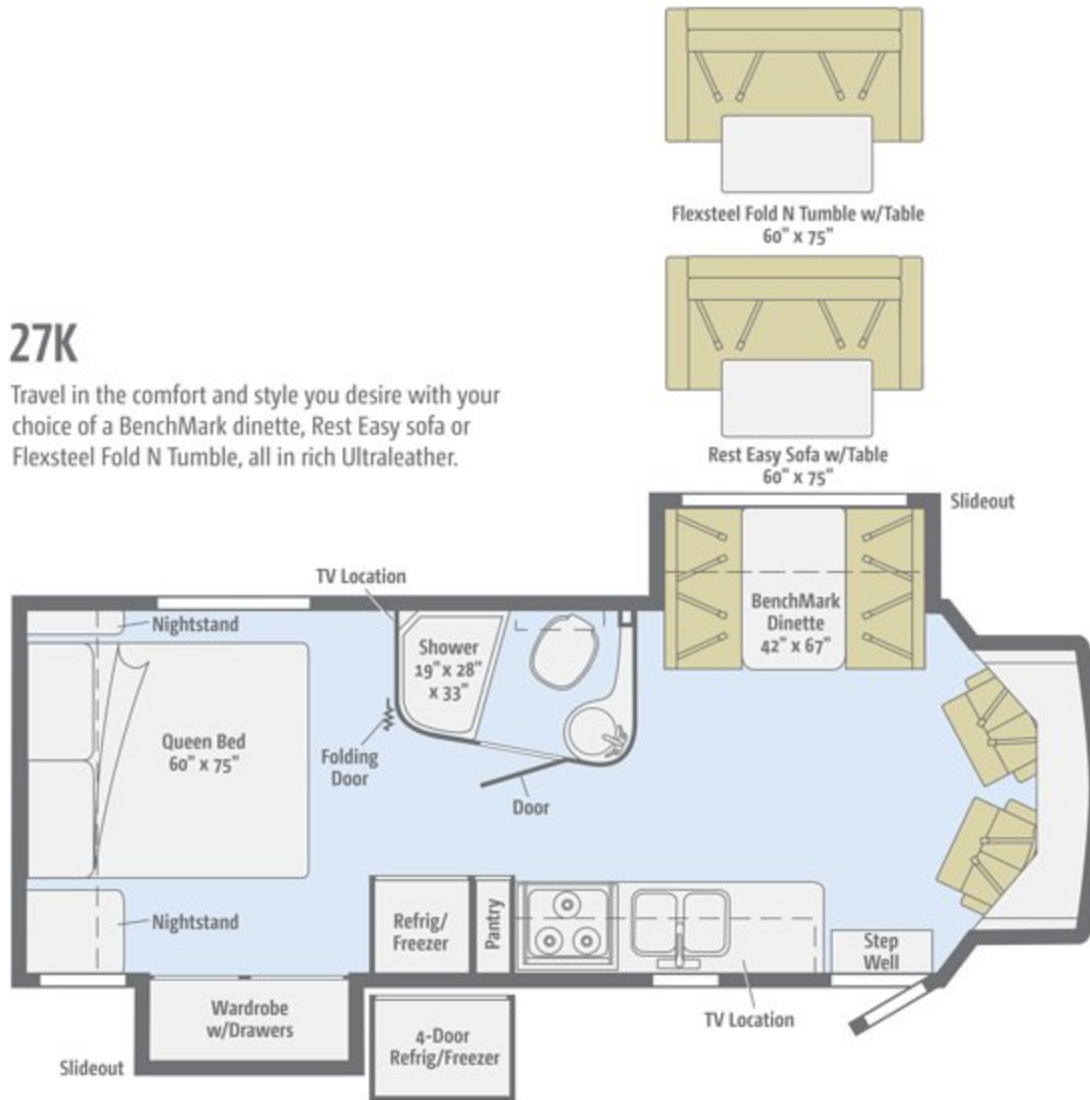


Tuscan Sun
FULL-BODY PAINT

[Click here to explore this floorplan's web page.](#)

27K

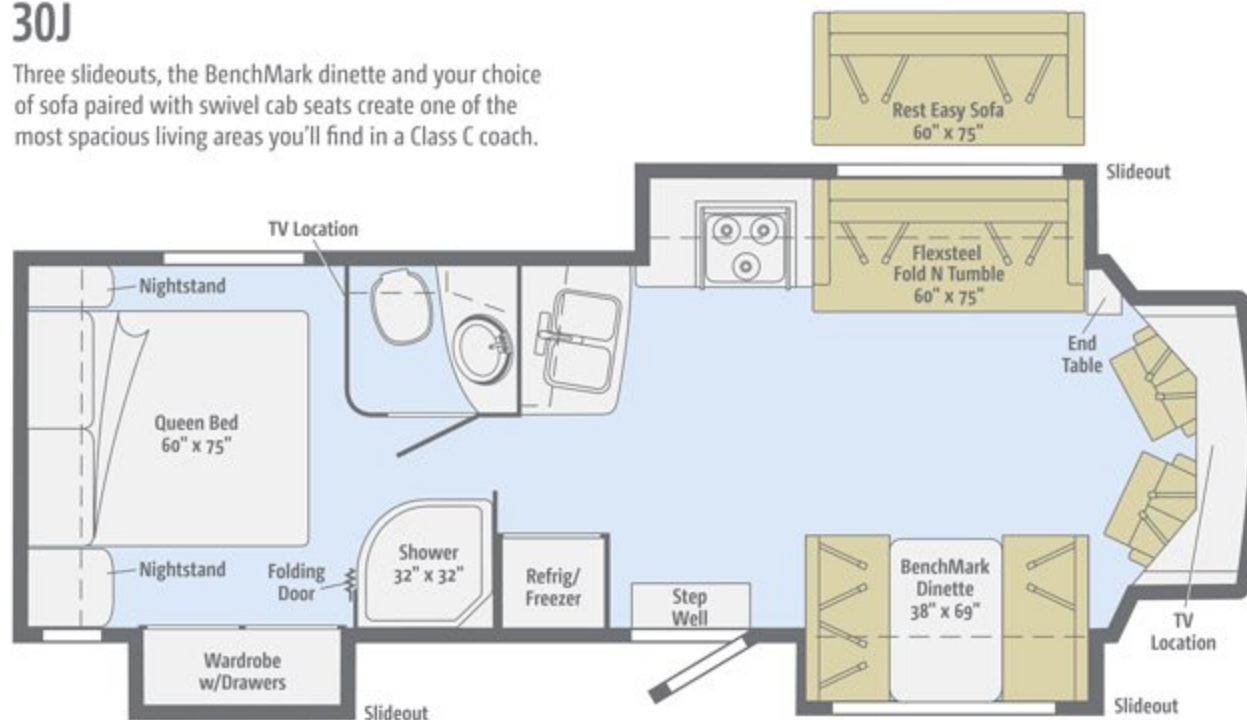
Travel in the comfort and style you desire with your choice of a BenchMark dinette, Rest Easy sofa or Flexsteel Fold N Tumble, all in rich Ultraleather.



[Click here to explore this floorplan's web page.](#)

30J

Three slideouts, the BenchMark dinette and your choice of sofa paired with swivel cab seats create one of the most spacious living areas you'll find in a Class C coach.



Weights & Measures	27K	30J
Length	29'5"	32'4"
Exterior Height ¹	10'4"	10'3"
Exterior Width ²	7'11"	7'11"
Exterior Storage ³ (cu. ft.)	93	102
Awning Length	19'	15'
Interior Height	6'5"	6'5"
Interior Width	7'8"	7'8"
Freshwater Tank Capacity ⁴ (gal.)	34	34
Water Heater Capacity (gal.)	6	6
Optional Water Tank Capacity (gal.)	Continuous	Continuous
Holding Tank Capacity - Black/Gray ⁴ (gal.)	34/31	26/34
LP Capacity ⁵ (gal.)	18	18
Fuel Capacity (gal.)	55	55
GCWR ⁶ (lbs.)	22,000	22,000
GVWR (lbs.)	14,500	14,500
GAWR - Front (lbs.)	5,000	5,000
GAWR - Rear (lbs.)	9,600	9,600
Wheelbase	200"	220"
Seating Capacity	6	7

Ford® E450 Chassis

- 305-hp 6.8L V10 SEFI Triton® engine
- TorqShift™ 6-speed automatic transmission w/overdrive
- 155-amp. alternator
- 4-wheel ABS
- Trailer Hitch® 5,000-lb. drawbar/350-lb. maximum vertical tongue weight and wiring w/7-pin connector
- Stainless steel wheel liners
- Rear auxiliary air springs
- OPTIONAL EQUIPMENT**
- Hydraulic leveling jacks w/automatic controls
- Stylized aluminum wheels

Cab Conveniences

- Cab seats hinged armrests, fixed lumbar support, and multi-adjustable slide/swivel/recline
- Radio/Rearview Monitor System DVD receiver with 6.2" LCD color touch screen, handheld remote, iPod®/MP3 input, rear color camera, Bluetooth®, SiriusXM®-ready, Spotify® AppRadio One
- Dual airbags
- 3-point seat belts
- Chassis/house battery radio power switch
- Power assist steering w/tilt wheel
- Cruise control
- 12-volt powerpoints
- Power door locks
- Sunvisors
- Power exterior mirrors w/defrost
- Cab mat (rubber)

OPTIONAL EQUIPMENT

- Infotainment Center with Rand McNally RV GPS 6" touch screen color monitor w/split screen function, Rand McNally RV GPS safe & easy routing, amenities & tools, trips & content, turn-by-turn voice guidance, AM/FM radio w/CD/DVD player, handheld remote, SiriusXM™ (subscription not included), iPod® and USB connections, Bluetooth, color rearview camera
- Sideview color camera system (cameras mounted to exterior mirrors)
- SiriusXM® satellite radio prep, receiver, antenna (subscription not included)

Interior

- Home Theater Sound System receiver, DVD player, amplifier, 5 speakers, subwoofer
- 28" HDTV (27K)
- 40" HDTV (30J)
- USB/multi-outlet charging stations
- LED lights
- Satellite system ready
- Video selection system
- Front wraparound curtain
- MCD blackout roller shades
- Tinted windows
- Soft vinyl ceilings
- Amplified digital HDTV antenna
- OnePlace® systems center
- Powered roof vent (bath)
- Powered ventilator roof vent (bedroom)
- Roof vent (lounge)
- Glass flush mount bi-fold range cover

OPTIONAL EQUIPMENT

- Skylight w/sliding screen, pleated shade, and vent
- Interior Upgrade Package galley backsplash, cab seat lounge cushions (2), dash and beverage tray appliqué, carpet floor mat in the cab, decorative wall mirror (27K), decorative picture (30J), Corian® sink covers (2), sofa throw pillows (2), MCD solar/blackout roller shades (in select areas)
- Winegard® automatic satellite TV antenna system
- Frameless, dual-pane windows
- Deluxe powered ventilator fan w/rain cover, remote, and thermostat (bedroom)

Galley

- Polished Corian® countertops
- Flip-up Corian countertop extension (30J)
- 2-door refrigerator/freezer
- Recessed 3-burner range top w/storage below
- Microwave/convection oven w/range fan (touch control)
- Double-bowl stainless sink
- Pantry (NA w/4-door refrigerator option) (27K)
- Glass partition (30J)
- Cold water filtration system

OPTIONAL EQUIPMENT

- 4-door refrigerator/freezer w/icemaker (27K)

Bath

- Skylight
- Flexible showerhead
- Curved textured glass shower door (30J)
- Retractable, self-cleaning screen shower door (27K)
- Porcelain toilet w/foot pedal and sprayer
- Water pump switch
- Stainless steel sink
- Towel bar(s) (27K)
- Towel ring(s)
- Tissue holder

Bedroom

- Queen bed w/foam mattress, headboard, bedspread, pillows, and pillow shams
- 24" HDTV

OPTIONAL EQUIPMENT

- Queen Ideal Rest® Nouveau™ Digital control mattress w/remotes

Exterior

- Powered patio awning w/metal wrap w/LED lighting
- Porch light w/interior switch
- Stepwell light w/interior switch
- Premium high-gloss skin
- Rear mud flaps
- Large rear storage compartment w/rotocast base, drain plug, 30" x 72" folding table
- Fiberglass running boards w/wheel lips

OPTIONAL EQUIPMENT

- Entertainment Center AM/FM stereo, CD/DVD player w/remote, audio and video jacks, 2 exterior speakers

Heating & Cooling System

- 15,000 BTU high-efficiency air conditioner w/heat pump
- 30,000 BTU low-profile, ducted furnace

Electrical System

- Exterior AC duplex receptacle and TV jack
- 4,000-watt Cummins Onan® MicroQuiet™ gas generator
- AC/DC load center, 45-amp. converter/charger
- Power Cord Compartment 30-amp. power cord, shoreline/generator automatic changeover switch, cable TV input, portable satellite dish hookup
- Coach battery disconnect system
- Automatic dual-battery charge control
- Auxiliary start circuit
- 2 deep-cycle, Group 31 Marine/RV batteries
- 1,000-watt DC/AC inverter

OPTIONAL EQUIPMENT

- 100-watt solar panel/battery charger w/controller, junction box, and plug for additional portable solar panel

Plumbing System

- Rear Trunk w/Service Center pressurized city water hookup w/diverter valve, exterior wash station w/lighted pump switch
- Drainage valve compartment
- Gravity water tank fill w/lockable door
- 10' sewer hose
- 6-gallon electric ignition, 110-volt/LP water heater w/Energy Management System
- TrueLevel holding tank monitoring system
- Winterization Package water heater bypass valve and siphon tube

- Permanent-mount LP tank w/gauge
- Heated holding tank compartment
- On-demand water pump
- Holding tank flushing system
- Sewage pump (macerator) (27K)

- Permanent-mount LP tank w/gauge
- Heated holding tank compartment

- On-demand water pump

- Holding tank flushing system

- Sewage pump (macerator) (27K)

OPTIONAL EQUIPMENT

- Tankless water heater w/recirculation pump

Safety

- Child seat tether anchor (dinette)
- LP, smoke, and carbon monoxide detectors
- 10 BC fire extinguisher
- Ground fault interrupter
- High-mount brake lamps

Warranty⁷

- 12-month/15,000-mile basic limited warranty⁸
- 36-month/36,000-mile limited warranty on structure³
- 10-year limited parts-and-labor warranty on roof skin⁵


FOOTNOTES

- The height of each model is measured to the top of the tallest standard feature and is based on the curb weight of a typically equipped unit. The actual height of your vehicle may vary by several inches depending on chassis or equipment variations. Please check with your dealer for further information.
- Floorplans feature a wide-body design - over 96" in making your purchase decision, you should be aware that some states restrict access on some or all state roads to 96" in body width. Before making your purchase decision, you should confirm the road usage laws in the states of interest to you.
- The load capacity of your motorhome is designated by weight, not by volume, so you cannot necessarily use all available space when loading your motorhome.
- Capacities are based on measurements prior to tank installation. Slight capacity variations can result due to installation applications.
- Capacities shown are tank manufacturer's listed water capacity (WC). Actual filled LP capacity is 80% of listing due to overfilling prevention device on tank.
- Actual towing capacity is dependent on your particular loading and towing circumstances which includes the GVWR, GAWR, and GCWR as well as adequate trailer brakes. Please refer to the Operator's Manual of your vehicle for further towing information.
- See separate chassis warranty.
- See your dealer for complete warranty information.

NA: Not Available

Not all items available in combination. See dealer for details.

Winnebago's® continuing program of product improvement makes specifications, equipment, model availability, and prices subject to change without notice. Published content reflects the most current product information at time of printing. Please consult your dealer for individual vehicle features and specifications.





Let us host
your next

Adventure



WGOAdventures.com



WINNEBAGO
RV INSURANCE



From RV to personal insurance, Winnebago RV Insurance can provide all the coverage and services you need to feel at home on the road.

**For more information:
(800) 642-4892**

Connect with Winnebago (Click one of the following)



Like us



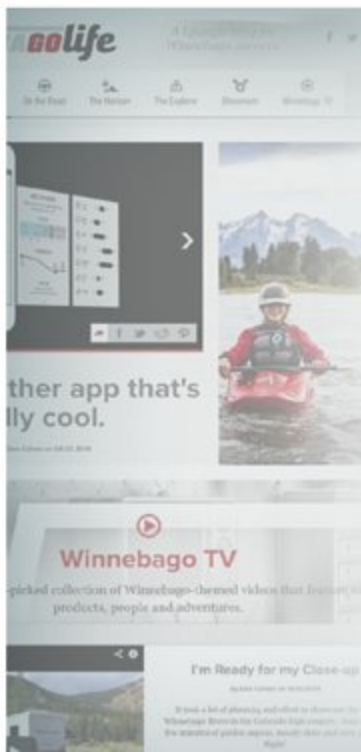
Follow us



Watch us

WinnebagoInd.com Has All The Answers

Visit WinnebagoInd.com on your computer, smartphone, or tablet for the latest product information and updates.



Welcome to GoLife!

Visit our lifestyle blog for motorhome news, personal travelogues, and community stories.

WinnebagoLife.com

GOlife

PREFERRED CARE PROGRAM

We back our motorhomes with best-in-class support both before and after the sale:

- 12-month/15,000-mile basic limited warranty
- 36-month/36,000-mile limited warranty on structure
- 10-year limited parts-and-labor warranty on fiberglass roof
- Complimentary 24-hour roadside assistance program
- TripSaver® Fast Track Parts guarantees that in-stock warranty parts ship directly to your dealer within 24 hours
- National dealer service network



For more information:
WGOService.com

WINNEBAGO^{IND}

CONTACT US

GENERAL INQUIRIES

Corporate Switchboard
(641) 585-3535

CURRENT PRODUCT OWNER AND SERVICE-RELATED INQUIRIES

(800) 537-1885
or or@winnebagoind.com

NEW VEHICLE SALES INQUIRIES

sales@winnebagoind.com

FAX

(641) 585-6966

POSTAL ADDRESS

Winnebago Industries, Inc.
P.O. Box 152
Forest City, IA 50436

STREET ADDRESS

Winnebago Industries, Inc.
605 West Crystal Lake Road
Forest City, IA 50436



Join the Club, Join the Fun

Here's the perfect way to begin your life on the road as the owner of a new Winnebago – by joining the exclusive WIT Club. Start your adventure with other fun-loving WIT Club members from across the country and get the most out of your new Winnebago motorhome.



Members enjoy:

- Caravans and rallies
- Newsletters
- Local and state group activities
- RV travel benefits

See more at
WITclub.com



Grand National Rally

Each year, thousands of Winnebago owners descend upon Forest City, Iowa. Rally-goers enjoy an unforgettable week reconnecting with friends, taking tours, participating in activities, and more. Join the adventure next July!