

2018
International
Serenity







From zero to bliss in seconds.

International Serenity 25RB

A lifetime of Serenity awaits.

The Airstream International Serenity is purpose-built for a lifetime of peace and relaxation. It's a silver sanctuary on wheels for those who work hard in life and take their relaxation just as seriously. The eastern-inspired interior is loaded with thoughtful details and décor to help you unwind, find peace and breathe easy. If you haven't found Serenity yet, now is your chance.



Looking for trip ideas? Browse America's Best Road Trips.



Outer beauty. Inner peace.

Every feature in each floorplan is designed with function, durability, comfort and balance in mind – from the tranquil, reflective wood finishes, to the mood-setting dimmable lights and the Ginkgo and rice paper accents. Arrive in harmony, no matter where you go.





Space to stretch your cooking abilities.



See how we're built to last.



Sleeping in Serenity is as good as it sounds.



Traveling well means never missing a sunset.





A peace of the outdoors.

International Serenity Floorplans

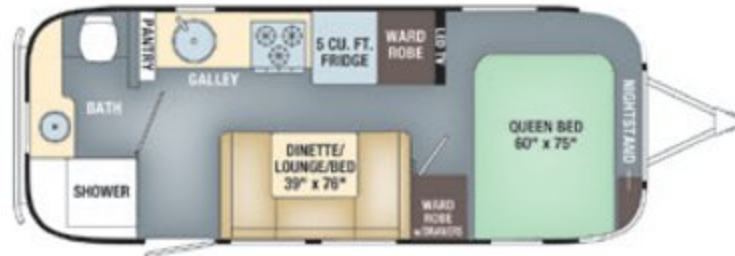
Chose your perfect floorplan online.



International Serenity 23



23CB



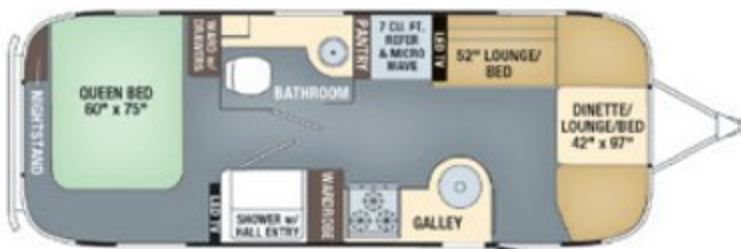
23FB



International Serenity 25



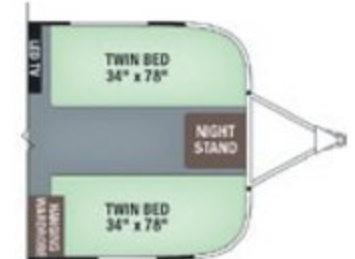
25RB Twin



25RB



25FB



25FB Twin

International Serenity 27



27FB



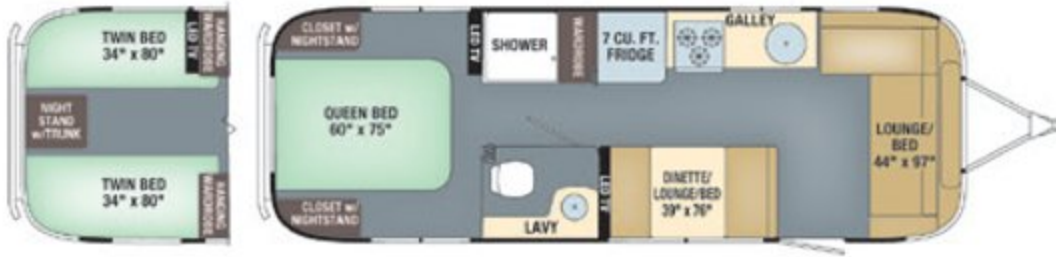
27FB Twin



Chose your perfect floorplan online.



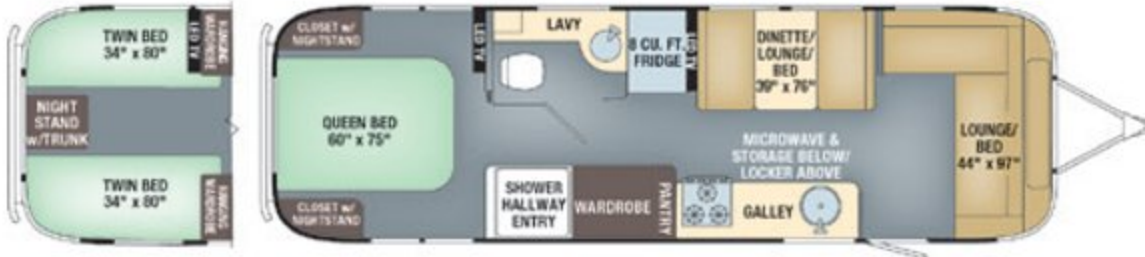
International Serenity 28



28RB Twin

28RB

International Serenity 30



30RB Twin

30RB



International Serenity Interiors

Want to see more? Step inside.



Asian Sand: Oyster Ultraleather®



Seating



Bedspread



Accent



Cabinetry



Countertops



Flooring



Awning

Asian Sand: Espresso Ultraleather®



Seating



Bedspread



Accent



Cabinetry



Countertops



Flooring



Awning

Want to see more? Step inside. 

Asian Sand: Salsa Ultraleather®



Seating



Bedspread



Accent



Cabinetry



Countertops



Flooring



Awning



Soothingly spacious full bath.

International Serenity Specifications

	23CB	23FB	25RB	25FB	27FB	28RB	30RB
Exterior Length	23 ft.	23 ft. 9 in.	25 ft. 11 in.	25 ft. 11 in.	28 ft.	27 ft. 11 in.	30 ft. 11 in.
Exterior Width	8 ft.	8 ft.	8 ft. 5.5 in.	8 ft. 5.5 in.	8 ft. 5.5 in.	8 ft. 5.5 in.	8 ft. 5.5 in.
Interior Width	7 ft. 7 in.	7 ft. 7 in.	8 ft. 1 in.	8 ft. 1 in.	8 ft. 1 in.	8 ft. 1 in.	8 ft. 1 in.
Exterior Height with A/C	9 ft. 9 in.	9 ft. 9 in.	9 ft. 9 in.	9 ft. 9 in.	9 ft. 9 in.	9 ft. 9 in.	9 ft. 9 in.
Interior Height with A/C	6 ft. 7.5 in.	6 ft. 7.5 in.	6 ft. 7.5 in.	6 ft. 7.5 in.	6 ft. 7.5 in.	6 ft. 7.5 in.	6 ft. 7.5 in.
Hitch Weight (with LP & Batteries)	664	439	835	837	791	897	898
Unit Base Weight (with LP & Batteries)	4,761	4,806	5,600	5,503	5,868	5,979	6,517
Maximum Trailer Capacity (GVWR) (lbs.)	6,000	6,000	7,300	7,300	7,600	7,600	8,800
Net Carrying Capacity (lbs.)	1,239	1,194	1,700	1,797	1,732	1,621	2,283
Fresh Water Tank (gal.)	39	39	39	39	39	39	54
Gray Water Tank (gal.)	21	30	35	37	37	37	38
Black Water Tank (gal.)	18	18	37	39	39	35	38
30 AMP Service Single A/C with Heat Pump (BTU)	13,500	13,500	15,000	15,000	15,000	15,000	15,000
50 AMP Service Dual A/C with Heat Pump (13,500 BTU)	—	—	OPT	OPT	OPT	OPT	STD
Ducted Furnace (BTU)	25,000	18,000	25,000	25,000	25,000	30,000	30,000
Refrigerator	2-way 5 cu. ft.	2-way 5 cu. ft.	2-way 7 cu. ft.	2-way 7 cu. ft.	2-way 7 cu. ft.	2-way 7 cu. ft.	2-way 8 cu. ft.
Interior Windows and Skylights	16	12	17	17	18	21	23
Oven (LP Gas)	STD	STD	STD	STD	STD	STD	STD
Microwave (*Removed with Convection Option Selected)	STD*	STD*	STD*	—	STD*	—	STD*
Convection Microwave Oven (*Replaces Oven)	OPT	OPT	OPT	OPT*	OPT*	OPT*	OPT*
Sleeping Capacity	Up to 6	Up to 4	Up to 6	Up to 6	Up to 6	Up to 6	Up to 6

Exterior Features

Semi-Monocoque Aluminum Superstructure	STD	ZipDee® Rear & Roadside Window Awning with Sunbrella® Fabric	OPT	Stainless Steel Front Stone Guard Protection	STD
Fluorocarbon Treated UV Protected Aluminum Exterior	STD	LED Dimmable Patio Awning Light	STD	Exterior Shower with Hot & Cold Water	STD
Temperature Reducing One-Piece White Aluminum Roof	STD	Polished Bumper with Storage	STD	Lockable Fresh Water Tank Inlet	STD
Thermal Barrier Protection Between Interior and Exterior	STD	LP (2 – 30 lb. Steel Tanks) with auto 2-stage regulator	STD	City Water Inlet with Water Pressure Regulator	STD
Hand Crafted Welded Extruded Aluminum Window Frames	STD	Aluminum LP Cover	STD	Black Tank Flush System	STD
Tempered Tinted Windows with Double Cam Latching System	STD	2 Deep Cycle Group 24 Batteries with Multi-Stage Converter	STD	Hand Painted Chassis	STD
Powered ZipDee® Patio Awning with Sunbrella® Fabric	OPT	Exterior LP Quick Connect Service Port	STD	Torsion Axle Suspension	STD
Manual ZipDee® Patio Awning with Sunbrella® Fabric	STD	Solar Front Window Protection	STD	Shock Absorber	STD

Exterior Features (continued)

Powered Hitch Jack with Light	STD	160w Solar Package with Interior Monitor and AGM Batteries (25 ft.-30 ft.)	OPT	Cast Aluminum Door Hinges	STD
4 Manual Heavy Duty Stabilizer Jacks	STD	Rear View Camera Pre-wire	STD	Airstream Custom Aluminum Step (19 ft.: Thule® Aluminum Step)	STD
Goodyear® ST225/75R15 Tires, Balanced	STD	Rear View Monitoring System	OPT	LED Entrance Light	STD
Stylized Aluminum Wheels	STD	Cable TV Hookup	STD	LED Tank Service Light	STD
Nev-R-Lube® Bearings	STD	Satellite TV Hookup	STD	LED Storage Compartment Light	STD
Nev-R-Adjust® Brakes	STD	Dedicated Waste Hose Storage	STD	Cast Aluminum LED Taillights	STD
Spare Tire – Full Size	STD	Custom Handcrafted 26 in. Wide Entry Door with Window	STD	License Plate Bracket with LED Light	STD
Solar Pre-wire (Rooftop & Front Access Points)	STD	Aluminum Entry Door Handle	STD	Enclosed Aluminum Insulated Heated Underbelly	STD
80w Solar Package with Interior Monitor and AGM Battery (19'-23')	OPT	Unique Front Door Key with Heavy Duty Deadbolt	STD		

Interior Features

Complete Aluminum Interior Walls and Ceiling	STD
Quietstream™ A/C with Heat Pump & Electronic Thermostat	STD
Fantastic® Fan with Thermostat & Automatic Rain Sensor	STD
Probeless Tank Monitoring System	STD
EcoBatt™ Insulation	STD
5/8 in. WBP Tongue-and-Groove Wood Floor	STD
Anti-wicking Outside Edge Floor Sealant	STD
Handcrafted Aluminum Screen Door with Guards	STD
Panoramic Front Windows with Blackout Shades	STD
Hand Crafted Italian Lite-Ply Laminated Interior Cabinetry	STD
Seamless Vinyl Flooring	STD
LED Interior Lighting with Dimmer	STD
Overhead Roof Lockers with LED Lighting	STD
Electric/LP Water Heater (6 gal.; 9 gal. production)	STD
1000W Pure Sine Inverter	STD
Coat & Key Hooks	STD

Bedroom Features

Choice of Either Queen or Twin Beds in 25 ft. and Larger Models	STD
Pillow Top Memory Foam Mattress	STD
Quilted Bedspread with Duvet	STD
Decorative Throw Pillows	STD
Sleeping Pillows	STD

Galley, Dinette and Lounge Features

3 Burner Cooktop (LP Gas)	STD
Baraldi Cooking Vent with Light	STD
Dupont Corian® Galley Top	STD
Stainless Steel Sink with Cutting Board Sink Cover	STD
Laminate Dinette Top	STD
Ultraleather® Lounge and Dinette Seating	STD
Dinette Converts to a Lounge and Sleeping Accommodations	STD
Pull out Lounge for Sleeping Accommodations	STD
Flatware Organizer	STD
Clarion Stereo: FM/AM/CD Radio with Bluetooth® (in/out)	STD
Blu-Ray™ DVD Player	STD
Surround Sound with Subwoofer	STD
Samsung LED HD TV with Omni Directional Antenna	STD
Oceanair Roller Blinds	STD
Grohe Faucet	STD

Reading LED Lights	STD
Under Bed Storage	STD
Wardrobe with Hanging Bar	STD
Samsung LED HD TV (Shared with Galley or Additional Bedroom TV)	STD
Blackout Curtain(s)	STD

Bathroom Features


Removable Hand Held Shower Head with Shutoff	STD
Porcelain Toilet	STD
Lavy Sink	STD
Roof Vent/Fan	STD
Towel Bar/Ring	STD
Retractable Clothes Line in Shower	STD
Grohe Faucet	STD

Additional Features

Airstream Logo Entrance Mat	STD
Fire Extinguisher	STD
Emergency Manual Crank for Powered Hitch Jack	STD
LP, Smoke & Carbon Monoxide Detectors	STD
Winterization Bypass Valve	STD
TRA Certified Green: Emerald Status (Highest Rating)	STD
Internally Routed A/C Condensation Drain Line to Wheel Well	STD
2 Year Airstream Limited Warranty (Transferable)	STD
2 Year 24/7 Coach-Net® Roadside Assistance	STD

It's Time To Live Riveted.

Airstreams are built to go places — to withstand the test of time with enduring quality, design and integrity. Since the first Airstream was riveted together in 1932, we've helped our customers explore a world of new experiences in comfort and luxury. This journey can take you anywhere, but there's only one way to get there — in an Airstream of your own.

 Find your dealer and find your International Serenity.



419 West Pike Street
P.O. Box 629
Jackson Center, OH
45334 USA

937-596-6111
www.airstream.com

The Airstream Travel Trailer Fleet



Product information, specifications, and photography in this brochure were as accurate as possible at time of printing. Photographs may contain some features that are optional on your vehicle. Since we continually strive to improve our products, actual products may differ. Prices and specifications are subject to change without notice. All capacities are approximate and dimensions are nominal. Some features or options may be different or unavailable in other countries.

Warning — This information is intended as a guide only. Weights of individual vehicles may vary. Consult your owner's manual for complete loading, weighing, and towing instructions. Do not overload the travel trailer.

AIRSTREAM® and all related model names, slogans, logos and trademarks used herein are owned or used under license by Airstream, Inc.

All content and images
© Airstream 2017 & 2018

SER 25k 4/17