

CLIPPER

by Coachmen

CAMPING TRAILERS



Camping Made Easy



Coachmen
Recreational Vehicles

A division of Forest River, Inc.



CLIPPER

by Coachmen

Easy by Design



Easy to Set Up, Use and Store

Clipper's innovative, user-friendly system increases leisure time. Set up in five minutes and let the good times roll!



The easy-to-use Canimex dual drive/dual purpose winch and drill bit, combined with a cordless drill, raises and lowers the roof in under 30 seconds. A manual override is provided.



The four heavy duty scissor-style stabilizing jacks extend and retract easily using a cordless drill and the Canimex drill bit.



This exclusive "Glide-N-Lock" cable supported bed system eliminates the need for support poles under the beds. Simply pull out the beds until they lock into place and install the tension rafter.



X-Cable technology adds additional stability to the roof and prevents over cranking of the roof.




There's no need to crawl across the beds to install the tension rafters. Clipper's exclusive two-piece tension rafter is another example of how Clipper makes camping easier.



The E-Z Swing Stepper Door with hydraulic assist, operates in seconds and provides the largest, most stable step platform in the industry.



Clipper's one piece entry door has an extra large adjustable privacy panel to let in fresh air and sunlight.



Clipper's exclusive J-Track door latch maximizes stability by eliminating the flimsy nylon turn buttons traditionally used in securing the door to the roof.

More Clipper Exclusive Features

Four Layer Insulated Roof

Braced for Air Conditioning.

A. One Piece Seamless Fiberglass Skin

B. Luan Plywood Underlayment

No one else includes the extra wood layer between the top skin and internal foam that provides stiffness and reduces the probability of damage due to hail, road debris, etc.

C. Foam Insulated Roof Structure

D. Vinyl Coated Ceiling

Easy to clean and minimizes interior condensation

- Roof vent is placed off to the side so the A/C can be center-mounted without having to remove the vent. This design allows you to have both the vent and A/C.

Wide Trac Suspension

Better safety and stability on the road.

- Widest stance of any folding camper
- Improves towing safety and stability
- Stronger axle beams than most competitors
- Steel frame with powdercoat protection



Dexter®
E-Z Lube®
Axles

Roof Side Z-Rail

Channels water away.



1. Roof's Outside Skin
2. Body's Outside Skin
3. Water tight Seal
4. Z-Rail channels water away from wood

- Z-Rails on roof perimeter and sidewalls keep wood above water level collection points.
- Others use U channel where wood and water can come in contact at the bottom of the channel.
- Channels are kept open to allow water to run out like a gutter.
- Others attempt to seal channels to keep water out; when the seal is compromised, water will collect and cannot escape.



Clipper's Super Sliding Storage box enables full, easy accessibility even when the camper is set up. (Standard on Classic, Optional on V1 and V2).

4" E-Z Sleep Quilted Mattress


1-1/4" Laminated Insulated Bunkend



Clipper standard heated mattress


1-1/4" Laminated Insulated Bunkends

- Two times thicker than others
- Solid wood, steel reinforced frame, with 1" thick high density foam, and laminated wood panels top and bottom
- More stable bed end vs. chipboard or spliced plywood
- Insulation improves comfort and warmth



Competition

Check Out Our
Easy Set Up
Video Here



Clipper's one-piece, 5/8" floor structure is stronger than the industry's standard 1/2". Automotive undercoating protects from the elements. Congoleum residential grade Diamondflor with 100% adhesion adds beauty and durability indoors.



E-Z Roll, lined privacy drapes

X Cable technology stabilizes the roof and prevents overcranking

1285SST

Higher density foam enhances comfort and durability



Retractable clothes bar
(Standard on Classic, V-Trec and Hardside models)



Powerful Fantastic power roof vent moves air like no other.



Jensen AM/FM/Bluetooth stereo with App control includes Interior/Exterior speakers
(Standard on Classic, V-Trec and Hardside models)



Exterior grill
(N/A on LS series)



The Goshen Stamping double-wide lift arm system offers strength, stability and increased wind resistance.
(Limited lifetime warranty)



LED bunk end fan lights
(N/A Hardside models)

The E-Z one-hand swing level galley gets you cookin' in no time!
(Classic and V-Trec models)





Long-lasting
LED lighting
brightens the
interior

12RBST HW

Easy To Enjoy!



Experience a comfortable night's sleep
with a Serta memory foam mattress.



The Create a Breeze fan circulates
five times more air than a conventional
12 volt fan.



The Dometic Cool Cat 10,150 BTU heat
pump is standard on Clipper hardside
camping trailers.



Microwave with
storage



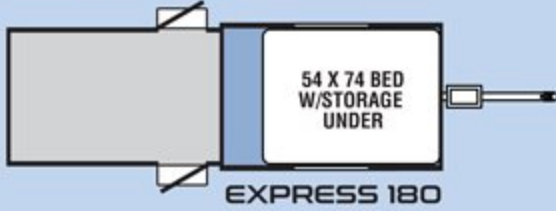
CLIPPER
by Coachmen

Clipper hardside camping trailers provide more exterior storage
space than any other model in its class. This extra large front
storage deck has a removable, fully enclosed ABS box.

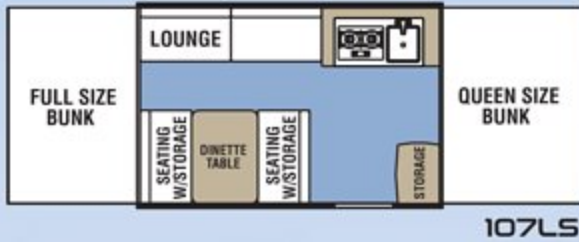
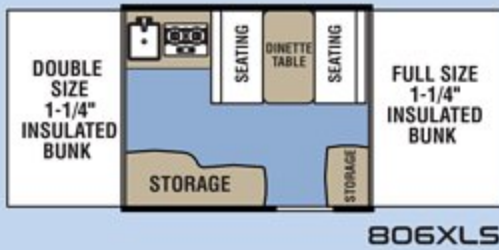


Double 20# LP Tanks with cover

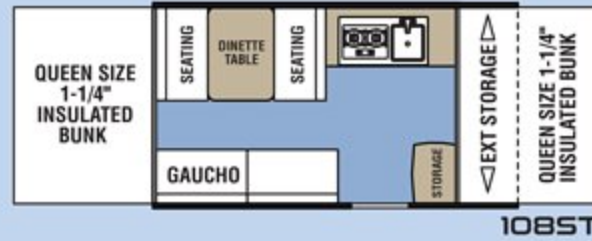
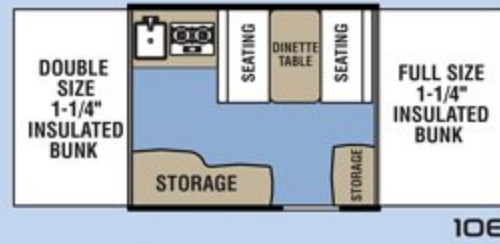
CLIPPER EXPRESS



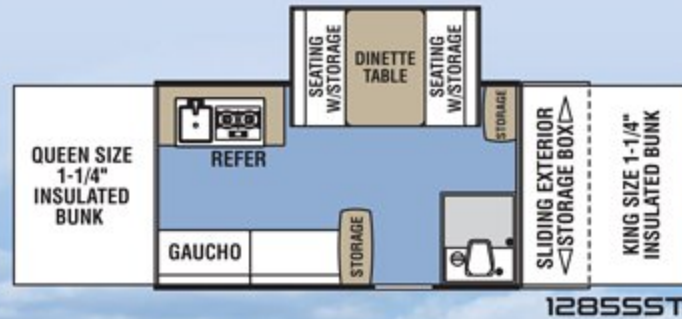
CLIPPER LS



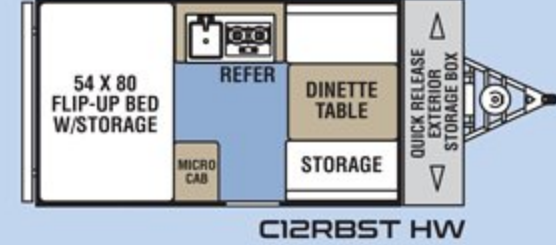
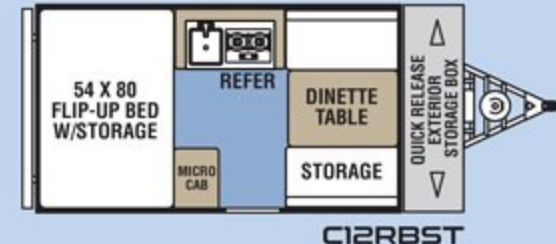
CLIPPER SPORT



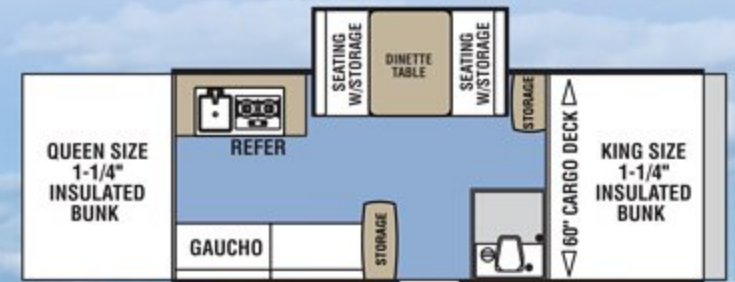
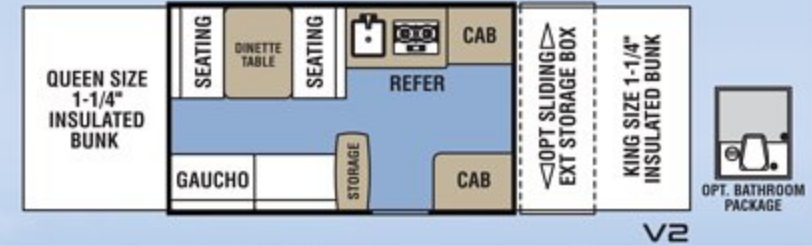
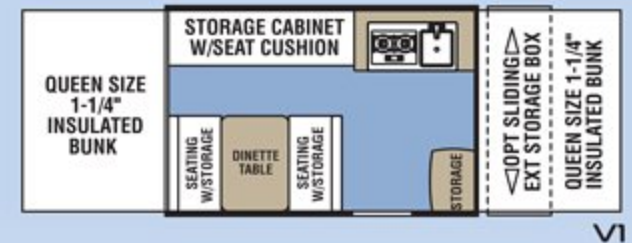
CLIPPER CLASSIC



CLIPPER HARDSIDE



CLIPPER V-TREC



CLIPPER

by Coachmen



Standard Features

E = Express ■ LS = LS Series ■ S = Sport ■ C = Classic ■ H = Hardside ■ V = V-Trec

CHASSIS	E	LS	S	C	H	V
Tubular Steel Frame	■	■	■	■	■	■
Dual Drive Winch by Canimex		■	■	■		■
Heavy Duty Dolly Jack W/Wheel		■	■	■	■	■
Wide Trac Ultralube Spring Axle	■	■	■	■		
Wide Trac Ultralube Torsion Axle					■	■
Electric Brakes		■	■	■	■	■
Radial Tires		■	■	■	■	■
Spare Tire and Carrier		■				
Aluminum Rims				■	■	■
Scissor Style jacks with pads (4)	■	■	■	■	■	■
Goshen Lift System with Double Arms		■	■	■		■
EXTERIOR						
Zero Exposure Bunk technology				■	■	■
Laminated Aluminum Skin Walls	■	■				
Laminated High Gloss Fiberglass Walls			■	■	■	■
LED Exterior Lights	■	■	■	■	■	■
Diamond Plate Front and Rear Wall Protection			■	■	■	■
E-Z Swing Stepper Door			■	■		
One Piece Screen Door (N/A Express)		■	■	■		■
4-Layer Laminated Seamless Fiberglass Roof Prebraced for A/C		■	■	■		■
Exterior Wall Mount LP Grill			■	■	■	■
VRX Sectionalized Tent with Storm Cuff		■	■	■		■
Laminated Insulated Bed Platforms (N/A LS)			■	■		■
Glide-n-Lock Cable Supported Bed System		■	■	■		■
Above Floor 16 gallon Fresh Water Tank (106, 806LS and 107LS only)		■	■			
23 Gallon Below Floor Fresh Water Tank			■	■		■
27 Gallon Below Floor Fresh Water Tank					■	

	E	LS	S	C	H	V
25 Amp Converter with Battery Charger (12 Amp on 806LS)			■	■	■	■
120 Volt GFI Exterior Recept (N/A 806LS)		■	■	■	■	■
Amber Patio Light (N/A 806LS)		■	■	■	■	■
"SST" Super Sliding Storage Compartment 1285SST (Optional on V1, V2)				■		
Removable Exterior Storage Box (12RBST, 12RBSTHW)					■	
Create-a-Breeze Power Roof Vent			■	■	■	■
Tinted Safety Glass Windows					■	
A & E Awning		■				
Interior Courtesy Lights			■	■	■	■
INTERIOR						
100% Adhesion Residential Grade Linoleum	■	■	■	■	■	■
Walnut Cabinetry	■	■	■	■	■	■
Mortise and Tenon Residential Cabinet Doors				■	■	■
Residential Laminated Countertops	■	■	■	■	■	■
Ultra Comfort 4" Heated Mattresses (N/A LS)			■	■		■
High Density Serta Mattresses					■	
Ultra Comfort 4" High Density Cushions		■	■	■	■	■
Vented Privacy Drapes (N/A LS Models)		■	■	■	■	■
E-Z Swing Galley with Drawer				■		■
Microwave					■	
Deep Bowl Acrylic Sink		■	■	■	■	■
2 Burner High Output Range		■	■	■	■	■
12 Volt On Demand Water Pump		■	■	■	■	■
Built in Shower (1285SST and V3)				■		■
Thetford Cassette Potti (1285SST and V3)			■	■		■
DSI 6 Gallon Water Heater (108ST, 125ST, 1285SST, 12RBST, 12RBSTHW, V1, V2 and V3)			■	■	■	■
20,000 BTU Furnace		■			■	
Three Way Dometic Refer 1.9 cu. Ft.		■				

	E	LS	S	C	H	V
Dometic Cool Cat Heat Pump					■	
Skylights with Night Shades					■	
12 Volt LED Interior Lights	■	■	■	■	■	■
120 Volt Interior outlets		■	■	■	■	■
2 LED Bunk Fan/Lights		■	■	■		■
Retractable Clothes Bar				■	■	■
Powder Coated Interior Tent Support Poles		■	■	■		■
Jensen Bluetooth Stereo				■	■	■
POPULAR OPTIONS	E	LS	S	C	H	V
Essentials Package:			■	■		■
3-Way Dometic Refer 1.9 cu.ft (2.5 cu ft. on Classic and V3)						
20,000 BTU Furnace						
A & E Awning						
Spare Tire, Carrier and Cover						
Thetford Modular Cassette Potti with Electric Flush (108ST, 125ST and V1)			■			■
Thetford Porta Potti	■	■	■	■	■	■
Bed End Fan Light (1)	■					
Screen Room with Privacy Flaps			■	■		■
"SST" Super Sliding Storage Trunk (V1, V2)						■
13.5M Air Conditioner		■	■	■		■
40 Watt Zamp Portable Solar Panel	■	■	■	■	■	■
80 Watt Zamp Portable Solar Panel	■	■	■	■	■	■
Bathroom Package (125ST, V2)			■			■
Bolt On Swivel Tongue Jack	■					
"Jack It" Bike Rack		■	■	■	■	■
Toylok Cargo Security System	■	■	■	■	■	■
Awning and Skirt Package					■	
Stor-N-More Underbunk Storage System		■	■	■		■
Sportsmen's Package (Exp. 180 only)	■					

Clipper Specifications

	EXPRESS		LS MODELS			SPORT			CLASSIC	CLASSIC HARDSIDES		V-TREC		
Model:	EXPRESS 9.0	EXPRESS 180	806XLS	107LS	128LS	106	108ST	125ST	1285SST	C12RBST	C12RBSTHW	V1	V2	V3
Interior Box Size	9'	7'6"	8.5'	10'	12'	8.5'	10'	12'	12'	12'	12'	10'	12'	12'
Travel Length	12'11"	12' 4"	12'8"	14'2"	18'3"	12'8"	16'4"	18'3"	18'5"	20'2"	20.2	16'9"	18'9"	21'4"
Travel Width	79"	60"	85"	85"	85"	85"	85"	85"	85"	88"	88"	85"	85"	85"
Travel Height	50 1/2"	53"	56"	58"	58"	56"	58"	58"	55"	59"	59"	65"	65"	65"
Exterior Open Length	9'	14'5"	17'11"	20'5"	23'5"	17'11"	20'9"	23'5"	23'5"	12'	12'	20'5"	22'5"	23'5"
Interior Open Height	100"	86"	6'10"	6'10"	6'10"	6'10"	6'10"	6'10"	6'10"	95"	95"	6'10"	6'10"	6'10"
Sleeping Capacity	2	2	6	7	8	6	7	8	6	4	4	6	6	6
Front Sleeping Area	54" x 74"	54" x 74"	54" x 80"	58" x 80"	70" x 80"	54" x 80"	58" x 80"	70" x 80"	70" x 80"	N/A	N/A	58" x 80"	70" x 80"	70" x 80"
Rear Sleeping Area	N/A	N/A	48" x 80"	54" x 80"	58" x 80"	48" x 80"	58" x 80"	70" x 80"	70" x 80"	54" x 80"	54" x 80"	58" x 80"	58" x 80"	58" x 80"
Dinette Area	N/A	N/A	38" x 64"	38" x 70"	38" x 64"	38" x 64"	38" x 70"	38" x 70"	41" x 74"	45" x 80"	45" x 80"	38" x 70"	36" x 70"	41" x 74"
"U" Dinette	N/A	N/A	N/A	N/A	42" x 80"	N/A	N/A	N/A	N/A	N/A	N/A	N/A	N/A	N/A
Lounge Area	N/A	N/A	N/A	80"	N/A	N/A	24" x 70"	N/A	24" x 70"	N/A	N/A	24" x 70"	24" x 70"	24" x 70"
Sofa Bed	N/A	N/A	N/A	N/A	N/A	N/A	34" x 76"	40" x 72"	N/A	N/A	N/A	N/A	N/A	N/A
Radial Tire Size	ST145R12	ST145R12	ST145R12	ST145R12	ST185/80R13	ST145R12	ST185/80R13	ST185/80R13	ST185/80R13	ST185/80R13	ST185/80R13	LT235/75R15	LT235/75R15	LT235/75R15
Tire Load Range	D	D	5 Bolt C	5 Bolt C	5 Bolt D	5 Bolt C	5 Bolt D	5 Bolt D	5 Bolt D	5 Bolt D	5 Bolt D	5 Bolt C	5 Bolt C	5 Bolt C
Hitch Weight (lbs./Kg.)	73/33	105/48	116/53	210/95	220/100	116/53	187/85	243/109	282/128	320/145	337/153	252/114	290/132	420/191
Axle Weight (lbs./Kg.)	590/268	717/325	1338/607	1576/715	1962/890	1338/607	1667/756	2083/938	2403/1090	1845/837	1893/859	1981/892	2253/1022	2700/1225
Dry Weight (lbs./Kg.)	663/301	822/373	1503/682	1786/810	2182/990	1503/682	1863/845	2326/1048	2702/1226	2165/982	2230/1011	2233/1013	2577/1169	3065/1390
Cargo Capacity (lbs./Kg.)	610/277	483/219	813/369	514/233	1353/614	813/369	824/374	1120/505	800/363	1453/659	1493/677	1519/689	1213/550	1325/601
GVWR (lbs./Kg.)	1273/577.5	1305/592	2096/951	2300/1043	3535/1603	2096/951	2702/1227	3463/1560	3502/1588	3635/1649	3757/1704	3994/1799	3790/1718	4380/1987
Coupler Size	1-7/8"	1-7/8"	2"	2"	2"	2"	2"	2"	2"	2"	2"	2-5/16"	2-5/16"	2 5/16"

*Weights shown are approximate. †Estimated Average based on standard build optional equipment. All weights shown are in Pounds/Kilograms. See back page for chart definitions.



WWW.COACHMEN.COM



V-Trec Camping Trailers

Heavy duty construction sets V-Trec by Clipper apart from the competition!

5" Tube Frame ■ Reinforced Diamond Plate Front Deck ■ 4000 Lb. Heavy Duty Leaf Spring Axle for Heavy Cargo Capacity



Coachmen®
Recreational Vehicles

A division of Forest River, Inc.

Clipper RV

580 West Burr Oak Street ■ P.O. Box 549 ■ Centerville, MI 49032 ■ 269-467-6321

To learn more about Coachmen RV and our products and see how Coachmen is making the easy life easier, visit www.coachmenrv.com or call 1.800.353.7383.



Your Clipper RV Dealer

Coachmen Interactive Mobile Manuals

Download your Coachmen mobile app or visit our dynamic online manual to enhance your ownership experience. These interactive options provide incredible ease and insight into use, maintenance and enjoyment of your Coachmen product. Ranging from "How-To" videos, pictures and illustrations of various components, systems and features to fully searchable content and downloadable PDFs for individual component owner's manuals, answers are always just a click away.



Travel Easy™ Roadside Assistance

RVing is easier with Coachmen's Travel Easy™ Roadside Assistance provided FREE the first year of ownership to those who purchase a New Coachmen RV. Administered by Coach-Net, this service provides you with 24/7 operational, technical and emergency road service coverage. Also included is towing, fuel delivery, jump starts, lockout service, tire changes, mobile mechanic and unlimited technical assistance. Anywhere. Anytime. Travel Easy™ is the security of knowing that help is an easy phone call away.

GVWR (Gross Vehicle Weight Rating) - is the maximum permissible weight of the unit when fully loaded. It includes all weights, inclusive of all fluids, cargo, optional equipment and accessories. For safety and product performance do NOT exceed the GVWR.

GAWR (Gross Axle Weight Rating) - is the maximum permissible weight, including cargo, fluids, optional equipment and accessories that can be safely supported by a combination of all axles.

UVW (Unloaded Vehicle Weight)* - is the typical weight of the unit as manufactured at the factory. It includes all weight at the unit's axle(s) and tongue or pin and LP Gas. The UVW does not include cargo, fresh potable water, additional optional equipment or dealer installed accessories.

*Estimated Average based on standard build optional equipment.

CCC (Cargo Carrying Capacity)** - is the amount of weight available for fresh potable water, cargo, additional optional equipment and accessories. CCC is equal to GVWR minus UVW. Available CCC should accommodate fresh potable water (8.3 lbs per gallon). Before filling the fresh water tank, empty the black and gray tanks to provide for more cargo capacity.

**Estimated average based on standard build optional equipment.

Each Forest River RV is weighed at the manufacturing facility prior to shipping. A label identifying the unloaded vehicle weight of the actual unit and the cargo carrying capacity is applied to every Forest River RV prior to leaving our facilities. The load capacity of your unit is designated by weight, not by volume, so you cannot necessarily use all available space when loading your unit.

LIMITED WARRANTY

- | | |
|-----------------------------|-----------------------------------|
| ■ Lift System - Lifetime | ■ Dexter® E-Z Lube Axle - 5 Years |
| ■ Vinyl Tent - 5 Years | ■ Refrigerator - 3 Years |
| ■ Roll-out System - 5 Years | ■ Plumbing System - 10/25 Years |
| ■ Roof Assembly - 5 Years | ■ Electronic Converter - 2 Years |
| ■ Roof Exterior - 2 Years | |



PRE-DELIVERY INSPECTION FACILITY

20,000 square feet of quality assurance. The bare essentials for a premium product. This state-of-the-art facility gives immediate daily feedback to production for quality assurance in every unit built.

CUSTOMER SATISFACTION



www.ForestRiverBuyLocal.com



FREE MEMBERSHIP
www.coachmenowners.com



Learn More

Scan this barcode using a QR Reader on your smart phone to learn more about Forest River.



A Berkshire Hathaway company.

All information contained in this brochure is believed to be accurate at the time of publication. However, during the model year, it may be necessary to make revisions and Forest River, Inc., reserves the right to make all such changes without notice, including prices, colors, materials, equipment and specifications as well as the addition of new models and the discontinuance of models shown in this brochure. Therefore, please consult with your Forest River dealer and confirm the existence of any materials, design or specifications that are material to your purchase decision. ©2017 Clipper by Coachmen, a Division of Forest River, Inc., a Berkshire Hathaway company. All Rights Reserved. 12/17