

ORION



ORION

CLASS C MOTORHOMES



DISTINCTIVE STYLING FOR YOUR VERSATILE LIFESTYLE.

ORION LE INTERIOR FEATURES



The Coachmen Orion is certainly distinctive with its sleek, expansive windshield and oversized, bright-finished, high-positioned headlamps. But you'll also be impressed with its luxurious and spacious camper body, designed for versatility and low cost of ownership. Orion's award-winning 3.7L, 275HP V6 engine delivers competitive fuel efficiency and it's unique, premium steering gear enhances drive and reliability, providing an incredibly tight turning radius. Steering control is firm, responsive and confident. And Coachmen offers the most standard feature content on the market so you can immerse yourself into any adventure!

- LED lighting throughout
- Congoleum® Designer
- Carefree flooring
- Roller bearing metal drawer guides
- High quality furniture and fabrics
- LCD TV and DVD player
- Back-up monitor
- Seating areas convert into sleeping areas
- Ample seating with safety belts
- Seamless kitchen and dinette countertops
- Single child safety tether at forward facing dinette



T20CB shown with Nickel décor

ORION LE EXTERIOR FEATURES

2" thick aluminum cage construction, color-infused, hi-gloss fiberglass sidewalls. (standard)

TPO roof membrane – lightweight, durable and easy to maintain. 12-Year Limited Warranty.



Cabover bunk on transit chassis adds functionality and versatility



Privacy windshield cover.

Long Arm Heated Exterior Mirrors w/Remote



Stainless steel wheel inserts



LED Clearance, marker and tail lights



Azdel SuperLite™ sidewall substrate – lightweight, durable and moisture resistant.



Exterior Entertainment Center w/24" LCD TV/Stereo/DVD and Speakers. (optional)



Solar Panel Plug-in Connection. (Solar panel sold separately)



Standard ONAN 4.0kw gas generator gives you 110v power when shoreline power is not available.



Fresh water fill, city hook-up, black water flush panel and pump switch winterize.



ORION TRAVELER INTERIOR FEATURES



Never before has there been this many standard amenities offered on such a versatile coach. Built to let you travel without limitations, the Orion Traveler is sure to suit all your needs and allow you to travel in comfort wherever the road may take you.

Front entertainment center

Belted swivel chairs and dinette table (T24RB)

Versatile sleeping arrangements, choose between twin beds (T24TB) or a power down queen with jackknife sofa (T24RB)

Euro style 3-way refrigerator

3-burner cook top

Soft touch ceiling w/LED interior Lights

Day/night window shades

Rear bath



T24RB Micro shown with Nickel décor

ORION TRAVELER EXTERIOR FEATURES



Coachmen's Even Cool™ air conditioning system is ducted through the crowned, vacuum-bonded roof. The system uses AMOCO insulated ductwork with radius corners to provide maximum cooling efficiency.



Molded fiberglass front and rear caps w/integrated LED Lighting add a sleek automotive touch.



Orion's one-touch carefree armless power awning w/LED lights

TPO roof membrane – lightweight, durable and easy to maintain. 12-Year Limited Warranty.



LED Clearance, marker and tail lights



Privacy windshield cover.

Long Arm Heated Exterior Mirrors w/Remote



2" thick aluminum cage construction, color-infused, hi-gloss fiberglass sidewalls. (standard)



Azdel SuperLite™ sidewall substrate – lightweight, durable and moisture resistant.

Fiberglass rear wheel skirts

Shown in optional paint

Stainless steel wheel inserts



Power entry step with 80" entry door and dual auxiliary battery box.



Solar Panel Plug-in Connection. (Solar panel sold separately)



Exterior Entertainment Center w/24" LCD TV/Stereo/DVD and Speakers.



Standard ONAN 2.8kw gas generator gives you 110v power when shoreline power is not available.



Fresh water fill, city hook-up, black water flush panel and pump switch winterize.

ORION LE STANDARD/OPTIONAL FEATURES AND FLOOR PLANS

STANDARD WARRANTY

- Motorhome – 12 Month/ 12,000 Mile Limited Warranty
- Chassis Warranty – See Chassis Owner's Manual
- Travel Easy Roadside Assistance – 1 Year

AUTOMOTIVE/EXTERIOR/CONSTRUCTION

- 25-Gallon Fuel Tank (Transit)
- 3.7 liter V-6 Gas w/6 Speed Auto w/Tow Haul 275HP/260TRQ
- Driver & Passenger Air Bags
- Cruise Control
- Tilt Steering Wheel
- Dash Air Conditioning
- Power Windows & Locks
- Factory Exterior Mirrors w/Heat & Remote
- 2,000 lb. Hitch w/4-Way Flat Plug
- Laminated Aluminum 2" Floor
- Laminated Aluminum 2" Sidewalls
- Crowned, Laminated TPO Roof
- Steel Entry Step w/Battery Storage
- Carmel Exterior Moldings
- Carmel Slam Latch Trunk Doors
- Carmel 80" Radius Entry Door w/Window, Deadbolt & Strut
- Carmel Lamilux 4000 Sidewalls & Rear wall
- Vinyl Graphics
- Roto Mold Rear Trunk Box/Plasti-Cote Metal Side Boxes
- Rear Steel Tube Bumper
- Fiberglass Front Wrap
- Black Power Awning w/Weather Shield
- Aluminum Body Side Moldings
- Smooth Exterior Range Vent
- Black Rear Ladder
- Exterior LED Lights w/Center Bar Light
- Color RVS Backup Camera
- All Aluminum Walls
- Aluminum Bunk Floor

INTERIOR APPOINTMENTS

- Dahat Teak Cabinet Woodgrain
- Thermo Foil Wood Accent Color – Lamp Post
- Twain Mineral – Sidewalls
- Black Hardware (3-3/4" spread)
- Seamless Countertops Throughout
- Nona Fossil Cab Carpet
- Matador Frost – Hardboard Ceiling Panels
- Roller Bearing Metal Drawer Guides Throughout
- Poplar Drawers (ex. Behind Doors are Techwood)
- Window Shades & Valance Topper (where applicable)
- Tinted Radius Slider Windows
- ODS Cab Over Side Window
- J-Dinette
- Single Child Tether at Forward Facing Dinette
- Slab Style Doors & Drawers
- Flat Panel House Type Bath Door
- Black Receipts/Rotaires/Switches
- Black Curved Bar Grab Handle at Entrance Door
- Vinyl Padded Up & Angle Pads
- Vinyl Padded Headnocker
- Cabinet above Entrance Door

INTERIOR EQUIPMENT

- Powered Jack Wing Antenna
- LP Leak Alarm
- Smoke Detector
- Carbon Monoxide Detector
- Fire Extinguisher
- Factory Dash Radio AM/FM/CD
- Backup Monitor on Rear View Mirror w/Rear Camera
- Side View Cameras
- Bedroom LCD TV Backer & Connections
- Pre-wired for Satellite Dish through Coax Input
- 24" Coach TV and DVD

GALLEY

- Residential Size Microwave Oven
- Flush Mount, Double Door Refrigerator
- Black Refrigerator Insert
- Combined Monitor Panel
- Composite Undermount Single Bowl Kitchen Sink
- Power Lighted Low Profile Range Hood
- Black 2-Burner Cooktop
- Upgrade Satin Nickel Kitchen Faucet
- Black Sure Fit Dinette Table Posts
- Dinette Styling
- Kitchen Flip-Up Countertop Extension
- Tile Border

BATH AND WATER

- Water Panel w/City/Tank/Winterize/Waste Tank Flush
- Low Point Drain & Winterize Valve at Fresh Tank
- Outside Shower
- Power Bath Vent
- Demand Water Pump
- Composite Undermount Round Lavatory Sink
- Satin Nickel Single Post/Single Lever Lavatory Faucet
- Satin Nickel Shower Head & Faucet
- Lavatory Mirror
- Plastic Curved Shower Door
- Black Towel Ring/TP Holder/Robe Hooks
- ABS Molded Shower & Surround
- Composite Foot Flush Toilet
- 6 Gallon Gas E.I. Water Heater
- Trunk Door at Termination

SLEEPING

- Upgrade Serta Mattress Queen Bed 52" x 80" w/Ticking (20CB)
- Upgrade Williamsburg Flip Mattress 60" x 74" (21RS)
- Standard Bedspread
- Cab over Bunk - 48" x 87" (Fabric Covered)
- Windshield Privacy Cover
- Headboard

ELECTRICAL/HEATING/AC


- 30 Amp Power Cord
- 55 Amp Electronic Converter
- Single Auxiliary Battery
- Automatic Transfer Switch
- 4.0KW Onan Gas Generator
- GFI Circuit
- Black Manual Auxiliary Battery Disconnect
- Awning LED Strip Light
- Wall Mounted Thermostat
- 18,000 BTU E.I. Ducted Furnace
- 13,500 Low Profile Non-Ducted A/C w/Heat Strip
- Recept & Coax Connection under Awning
- LED Interior Lights Throughout
- Heated Holding Tanks
- Pop-Up Kitchen Recept
- Exterior Solar Panel Plug-in Connection (by Entry Door)
- Bed Area 110V CPAP Ready Area and 12V/USB Charging Station

OPTIONAL

STAND ALONE OPTIONS

- Cab Over Power Vent Fan
- 15,000 BTU Low Profile A/C w/Heat Pump
- Z240 RV Compliance (Transit)
- Canadian Compliance (Speedo/Lights) (Transit)
- CD-MVSA (Transit)
- Aluminum Wheels (Mandatory on 21RS)
- Rotating Passenger Seat
- Child Safety Ladder & Net w/Bunk Velcro Restraints
- Exterior Entertainment Center (24" TV/Stereo/DVD/Speakers/HDMI gameport
- Painted Cab

DÉCOR

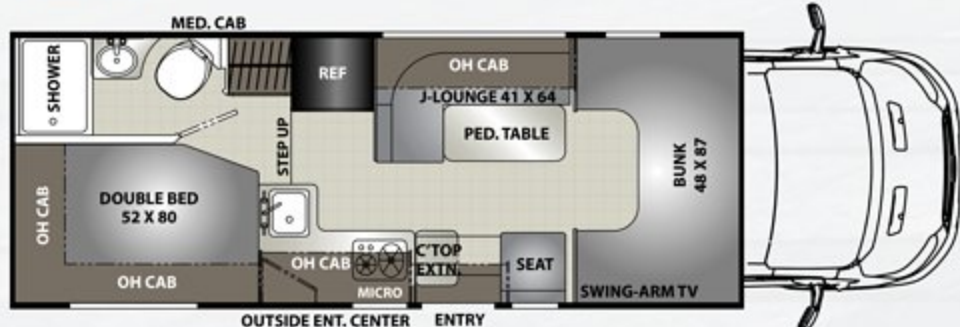


NICKEL

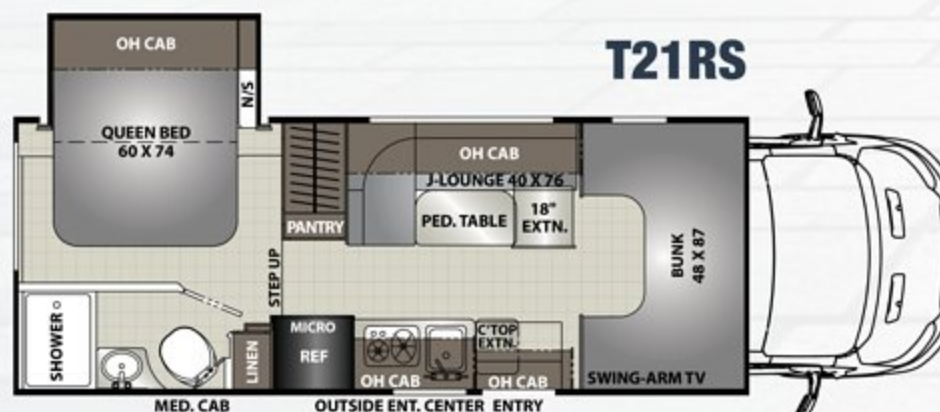


GRAPHITE

T20CB



T21RS



Standards and Options subject to change without notice.

STANDARD WARRANTY

- Motorhome – 12 Month/ 12,000 Mile Limited Warranty
- Chassis Warranty – See Chassis Owner's Manual
- Travel Easy Roadside Assistance – 1 Year

AUTOMOTIVE/EXTERIOR/CONSTRUCTION

- 25-Gallon Fuel Tank
- 3.7 liter V-6 Gas w/6 Speed Auto w/Tow Haul 275HP/260TRQ
- Driver & Passenger Air Bags
- Cruise Control
- Tilt Steering Wheel
- Dash Air Conditioning
- Power Windows & Locks
- Factory Exterior Mirrors w/Heat & Remote
- 2,000 lb. Accessory Hitch w/4-way Flat Plug
- Laminated Aluminum 2" Floor
- Laminated Aluminum 2" Sidewalls
- Crowned, Laminated TPO Roof
- Steel Entry Step w/Battery Storage
- Carmel Exterior Moldings
- Carmel Slam Latch Trunk Doors
- Carmel 80" Radius Entry Door w/Window, Deadbolt & Strut
- Carmel Lamilux 4000 Sidewalls & Rear Wall
- Vinyl Graphics
- Plasti-Cote Metal Side Boxes
- Fiberglass Rear Cap
- Fiberglass Front Cap
- Fiberglass Rear Wheel Skirts
- Stainless Steel Wheel Inserts
- Black Carefree Armless Power Awning w/Patio Light
- Aluminum Body Side Moldings
- Exterior LED Lights & Tail Lights
- LED Accent Strip Lights in Front Cap
- Tread-Lite Single Step Power Entrance Step

INTERIOR APPOINTMENTS

- Dahat Teak Cabinet Woodgrain
- Serenity Ash Panel Woodgrain & Bath Door
- Thermo Foil Wood Accent Color – Lamp Post
- Twain Mineral – Sidewalls
- Twain Nutmeg – Rear Wall
- Black Hardware (3-3/4" spread)
- Seamless Countertops Throughout
- Vinyl Soft Touch Ceiling
- Roller Bearing Metal Drawer Guides Throughout
- Poplar Drawers (ex. Behind Doors are Techwood)
- Window Shades & Valance Topper (where applicable)
- Tinted Radius Slider Windows
- Belted Swivel Chairs w/Flip-Up Table (NA with Twin Bed option)
- 75" JK Sofa (NA with Twin Bed option)
- Slab Style Doors & Drawers
- Flat Panel House Type Bath Door
- Black Recept/Rotaires/Switches
- Black Curved Bar Grab Handle at Entrance Door
- Vinyl Padded Up & Angle Pads
- Vinyl Padded Headnocker
- Curved Kitchen Overhead Cabinet

INTERIOR EQUIPMENT

- Powered Jack Wing Antenna
- LP Leak Alarm
- Smoke Detector
- Carbon Monoxide Detector
- Fire Extinguisher
- Factory Dash Radio AM/FM/CD
- Backup Monitor on Rear View Mirror w/Rear Camera
- Side View Cameras
- 32" Coach LCD TV, DVD & Speakers & Subwoofer
- Pre-wired for Satellite Dish through Coax Input

GALLEY

- Microwave – Black
- Euro Style 3-way Refrigerator
- Composite Undermount Single Bowl Kitchen Sink
- 3-Burner Cooktop – Black
- Recess Range Cover, Glass
- Stainless Steel Range OH Protector
- Kitchen Tile Border

BATH AND WATER

- Water Panel w/City/Tank/Winterize/Waste Tank Flush
- Low Point Drain & Winterize Valve at Fresh Tank
- Outside Shower on ODS
- Power Bath Vent
- Demand Water Pump
- Composite Under Mount Round Sink
- Satin Nickel Single Post/Single Lever Lavatory Faucet
- Satin Nickel Shower Head & Faucet
- Lavatory Mirror
- Plastic Curved Shower Door
- Black Towel Ring/TP Holder/Robe Hooks
- ABS Molded Shower & Surround
- Composite Foot Flush Toilet – Parchment
- 6-Gallon Gas E.I. Water Heater
- Skylight Over Shower

SLEEPING

- Queen Bed 60" x 80" Powered Lowering Bed ((NA with Twin Bed option)
- Fabric Covered Upgrade 4" Mattress (NA with Twin Bed option)
- Windshield Privacy Cover
- Bunk Ladder ((NA with Twin Bed option)

ELECTRICAL/HEATING/AC

- 30 Amp Power Cord
- 55 Amp Electronic Converter
- Single Auxiliary Battery
- Automatic Transfer Switch
- 2.8KW Onan Gas Generator
- GFI Circuit
- Black Manual Auxiliary Battery Disconnect
- Wall Mounted Thermostat
- 18,000 BTU E.I. Ducted Furnace
- 13,500 Low Profile Ducted A/C w/Heat Strip
- Recept & Coax Connection under Awning
- LED Interior Lights
- Exterior Entertainment Center (24" TV/Stereo/DVD/Speakers)
- Black Exterior Grab Handle at Entrance Door
- Command Center
- EMS Power Shedding System
- Heated Holding Tanks
- Pop-Up Kitchen Recept
- Exterior Solar Panel Plug-in Connection (by Entry Door)
- Remote Fill LP Tank
- Bed Area 110V CPAP Ready Area & 12V/USB Charging Station

OPTIONAL

STAND ALONE OPTIONS

- Power Bed Delete (Mandatory with Twin Bed option)
- Twin Bed w/Power Head Raising System
- Aluminum Rims
- Rotating Passenger Seat
- Z240 RV Compliance
- Canadian Compliance (Speedo/Lights)
- CD-MVSA
- Coach Power Vent Fan
- Full Paint – Stone

DÉCOR

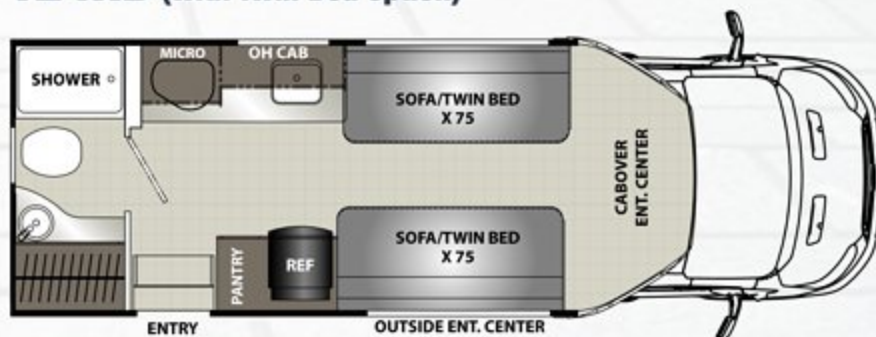


NICKEL

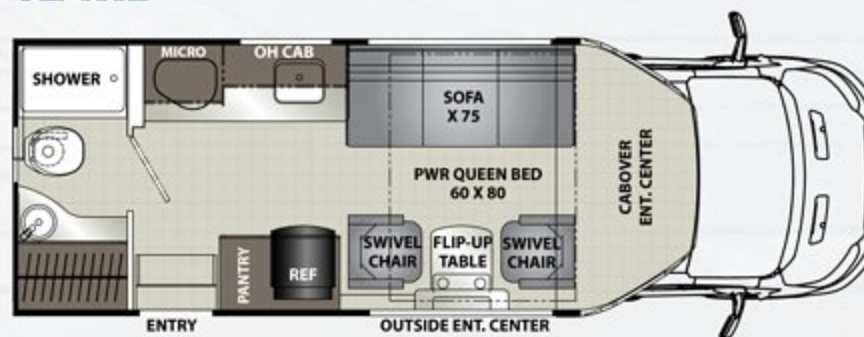


GRAPHITE

T24RB (with Twin Bed option)



T24RB



Standards and Options subject to change without notice.

ORION SPECIFICATIONS

MODEL	T20CB	T21RS	T24RB
CHASSIS	Ford Transit T350	Ford Transit T350	Ford Transit T350
ENGINE	V6 3.7L	V6 3.7L	V6 3.7L
HORSE POWER	275	275	275
TORQUE	260	260	260
WHEEL BASE	156"	156"	156"
GVWR* (LBS.)	10,360	10,360	10,360
GCWR* (LBS.)	12,125	12,125	12,125
CW* (APPROX. LBS.)	8,140	8,140	8,140
GAWR FRONT (LBS.)	4,130	4,130	4,130
CCC (LBS.)	2,205	2,147	2,311
GAWR REAR (LBS.)	7,275	7,275	7,275
INTERIOR HEIGHT	6' 9"	6' 9"	6' 7"
EXTERIOR WIDTH	7' 10"	7' 10"	7' 10"
EXTERIOR HEIGHT (W/ A/C)	10' 4"	10' 4"	10' 4"
EXTERIOR LENGTH (W/ HITCH)	23' 9"	23' 9"	24' 0"
HITCH WEIGHT (LBS.)	2,000	2,000	2,000
FUEL CAPACITY (GAL.)	25	25	25
LP CAPACITY (LBS.)	40	40	40
FRESH WATER CAPACITY (GAL.)	38	38	28
WATER HEATER CAPACITY (GAL.)	6	6	6
GREY TANK CAPACITY (GAL.)	28	32	32
BLACK TANK CAPACITY (GAL.)	26	27	32
EXTERIOR STORAGE (CU. FT.)	60	35	25
AWNING LENGTH (FT.)	14'	14'	14'



**Travel Easy™
Roadside Assistance**

RVing is easier with Coachmen's Travel Easy™ Roadside Assistance provided FREE the first year of ownership to those who purchase a New Coachmen RV. Administered by Coach-Net, this service provides you with 24/7 operational, technical and emergency road service coverage. Also included is towing, fuel delivery, jump starts, lockout service, tire changes, mobile mechanic and unlimited technical assistance. Anywhere. Anytime. Travel Easy™ is the security of knowing that help is an easy phone call away.



**Free One Year Membership –
Coachmen Owners' Association**

Coachmen is proud to sponsor the largest manufacturer sponsored camping club in North America ... Coachmen Owners' Association (COA). COA provides a broad breadth of value propositions for our owners including: planned trips/ tours and rallies at bulk rate discounts, free trip routing, free campground directory, free Easy RVing magazine, theme park discounts, fuel discounts, mail forwarding, a dedicated COA web site, local and state club activities and Caravan Chapter membership opportunities. Most importantly, COA enhances the Coachmen ownership and RV lifestyle experience.

Every new Coachmen RV buyer is eligible for a 1 Year FREE membership in the Coachmen Owners' Association. It all adds up to an easy ownership experience!

GVWR (Gross Vehicle Weight Rating) is the maximum permissible weight of the unit when fully loaded. It includes all weights, inclusive of all fluids, occupants, cargo, optional equipment and accessories. For safety and product performance do NOT exceed the GVWR.

GCWR (Gross Combined Weight Rating) is the maximum permissible loaded weight of your motor home and any towed trailer or towed vehicle. Actual GCWR of this vehicle may be limited by the sum of the GVWR and the installed hitch receiver maximum capacity rating; see hitch rating label for detail.

GAWR (Gross Axle Weight Rating) is the maximum permissible weight, including cargo, fluids, optional equipment and accessories that can be safely supported by each axle.

UVW (Unloaded Vehicle Weight) * is the typical weight of the unit as manufactured at the factory. It includes all weight at the unit's axle(s), including full fuel, all fluids and LP Gas. The UVW does not include cargo, fresh potable water, additional optional equipment or dealer installed accessories.

*Estimated Average based on standard build optional equipment.

CCC (Cargo Carrying Capacity) ** is the amount of weight available for fresh potable water, cargo, passengers, additional optional equipment and accessories. CCC is equal to GVWR minus UVW. Available CCC should accommodate fresh potable water (8.3 lbs per gallon). Before filling the fresh water tank, empty the black and gray tanks to provide for more cargo capacity.

** Estimated average based on standard build optional equipment

Each Coachmen motorhome is weighed at the manufacturing facility prior to shipping. A label identifying the unloaded vehicle weight of the actual unit and the cargo carrying capacity is applied to every Coachmen motorhome prior to leaving our facilities.

The load capacity of your unit is designated by weight, not by volume, so you cannot necessarily use all available space when loading your unit.

Actual towing capacity is dependent upon your particular loading and towing circumstances, which includes the GVWR, GAWR and GCWR as well as adequate trailer brakes. Please refer to the Operator's Manual of your vehicle for further towing information.



Coachmen Owner "Digital Kit" App

Now you can have your Owner's Manual with you wherever you are. Download our FREE App from the App Store or Google Play and you'll have the information right at your fingertips.

Your ORION Dealer



Learn More
Scan this barcode using a QR Reader on your smart phone to learn more about Forest River.



A Berkshire Hathaway company.

All information contained in this brochure is believed to be accurate at the time of publication. However, during the model year, it may be necessary to make revisions and Coachmen reserves the right to make all such changes without notice, including prices, colors, materials, equipment and specifications as well as the addition of new models and the discontinuance of models shown in this brochure. Therefore, please consult with your Coachmen dealer and confirm the existence of any materials, design or specifications that are material to your purchase decision. 05/17

©Copyright 2017 Coachmen RV a Division of Forest River Inc – All Rights Reserved.



www.ForestRiverBuyLocal.com



Coachmen
Leader to the Great Outdoors.

423 N. Main Street • P.O. Box 30
Middlebury, IN 46540

To learn more about Coachmen RV and our products and see how Coachmen is making the easy life easier, call us toll free at (800) 353-7383, or visit www.coachmenrv.com