

Pursuit

BY COACHMEN

THE DRIVE IS IN THE DETAILS

Pursuit
BY COACHMEN



THE COACHMEN ADVANTAGE

What is the Coachmen advantage? It's the collection of unique features offered in a Coachmen motorhome to ensure a smoother ride, a better camping experience, and a motorhome that will last for years.

1. NOBLE SELECT™

Protected by a three-year warranty, these sidewalls have a high-gloss gelcoat finish to prevent fading. They are also 20% lighter than wood substrate sidewalls, provide more occupant cargo carrying capacity, and offer three times the insulation against extreme climates.

2. AZDEL™ COMPOSITE

Most manufacturers use wood sidewalls that can expand, swell, and eventually mold. We use Azdel. It's impervious to water, won't rot or mold, and, with less than a 1% chance of delaminating, it ensures the long-term integrity of the sidewalls.

3. REINFORCED LAMINATION

We vacuum bond and pinch roll every sidewall and roof, then perform a pull adhesion test. Most manufacturers just do one process or the other, but by doing both we improve the strength and longevity of the sidewalls.

4. ELONGATED WHEELBASE

We offer longer wheelbases than other motorhome manufacturers because that means superior weight distribution. The result? Better handling and a smoother ride that results in less driver fatigue.

5. SIGHT RITE DASH™

Our dashes are angled 20 degrees forward. This increases the line of sight for the driver, and offers the best road visibility on the market.

6. EVEN COOL DUCT™

Our patented duct system evenly disperses air through the whole coach. And we use Amaco ducting instead of Styrofoam because it's antimicrobial, preventing the growth of bacteria and ensuring a cool, clean coach in even scorching heat.

7. DIGITAL OWNER'S MANUAL

Our owner's manuals are easy to access through the Coachmen website or our free app. Supplemented with videos, PowerPoints, and more, it's got all you need to know about your coach.

EXTERIOR COLOR OPTIONS



Partial Paint with Vinyl Graphics – Loganberry (Optional)



Partial Paint with Vinyl Graphics – Mocha Frost (Optional)



Vinyl Graphics – Loganberry (Standard)



Vinyl Graphics – Mocha Frost (Standard)

INTERIOR DECOR COLOR SELECTIONS



Desert Spice



Scenic Swirl



Sun Valley

INTERIOR WOOD COLOR SELECTIONS



Estate Cherry



Cappuccino Cherry



Slate Cherry

THE SMALL THINGS MATTER.

IN DESIGNING PURSUIT, WE TOOK CARE OF EVERY DETAIL. THE RESULT? AN EXPERIENCE THAT WILL SURPRISE AND DELIGHT YOU AT EVERY TURN.



The dash includes a computer workstation with 12V, 110V, and USB outlets—perfect for when you want to work remotely.



Cooking in Pursuit is a breeze thanks to generous cabinet and countertop space. The attractive tile backsplash adds just the right amount of style.



Spacious exterior storage compartments make it easy to haul extra gear without taking up space inside.

The newly designed outdoor kitchen includes a refrigerator, sink, portable gas grill, grill stand, and propane hookup (Precision 29SS only).

An optional outdoor entertainment system, complete with a 32" or 50" (depending upon floorplan) LED TV and DVD player, is the perfect way to kick back after a day exploring.

The super durable Tread Lite™ Power Step makes it easy to board and exit safely.



Photography features the Pursuit Precision 27DS floorplan with Sun Valley decor and Cappuccino Cherry cabinets.



Your meals come with a view in Pursuit's comfortable and spacious dinette.



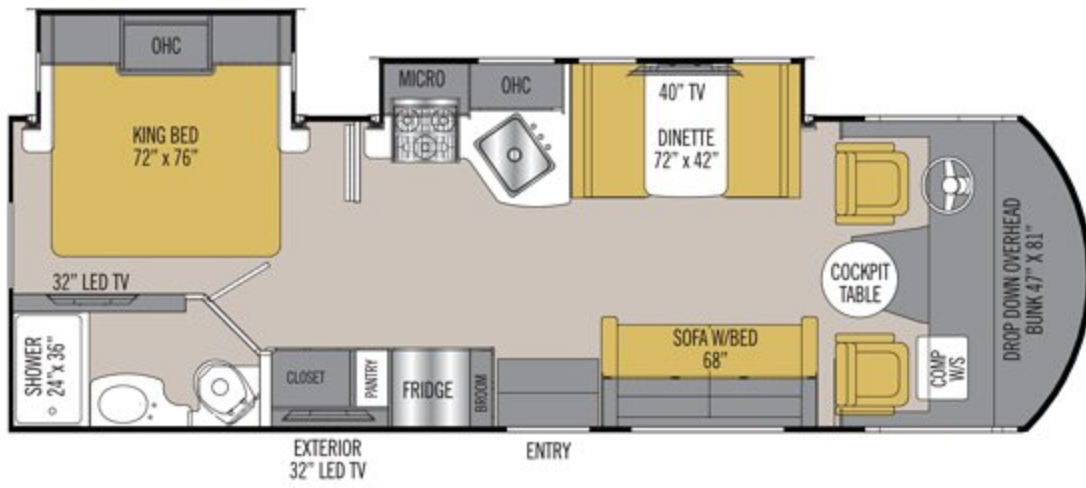
Built from stainless steel and porcelain, the bathroom is both appealingly designed and easy to clean.



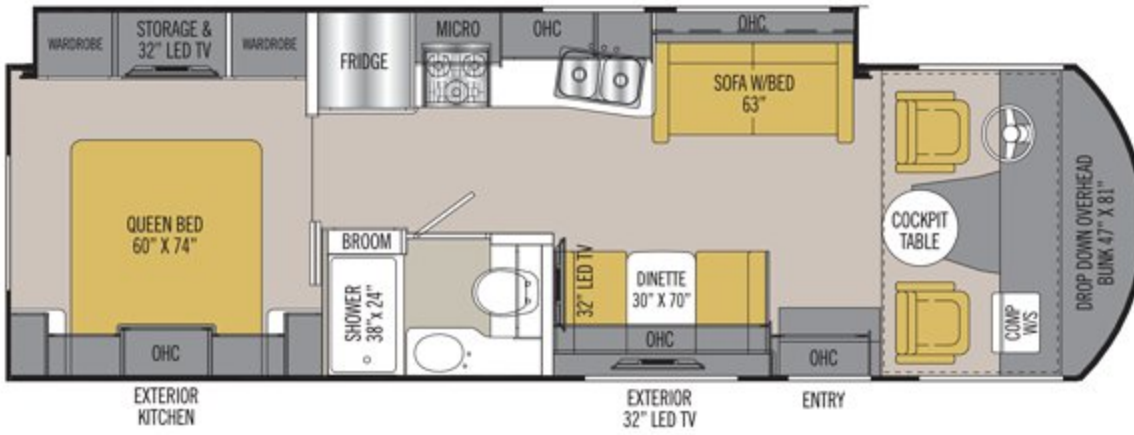
Sleep soundly and in style with the comfortable support of a Serta or Denver mattress and designer headboard. Cabinet space has been optimized, giving you more storage options for long distance trips.



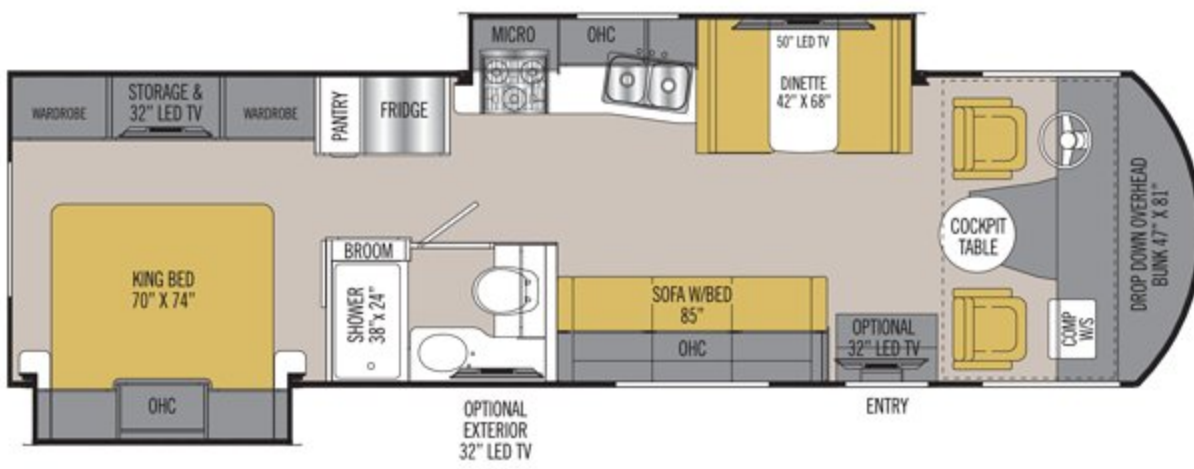
Pursuit's drop-down bunk is designed to provide an additional sleeping quarter while maximizing space when not in use.



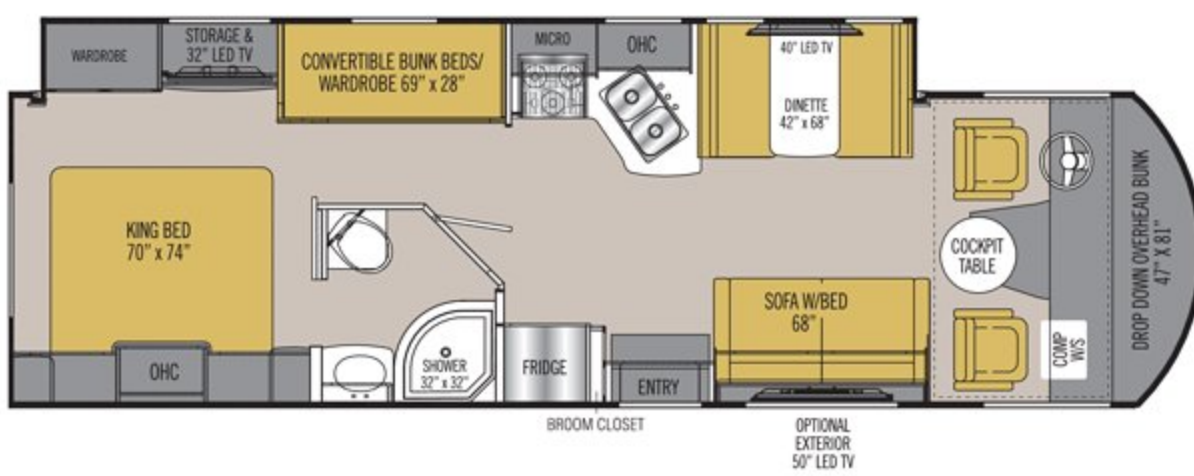
Precision 27DS



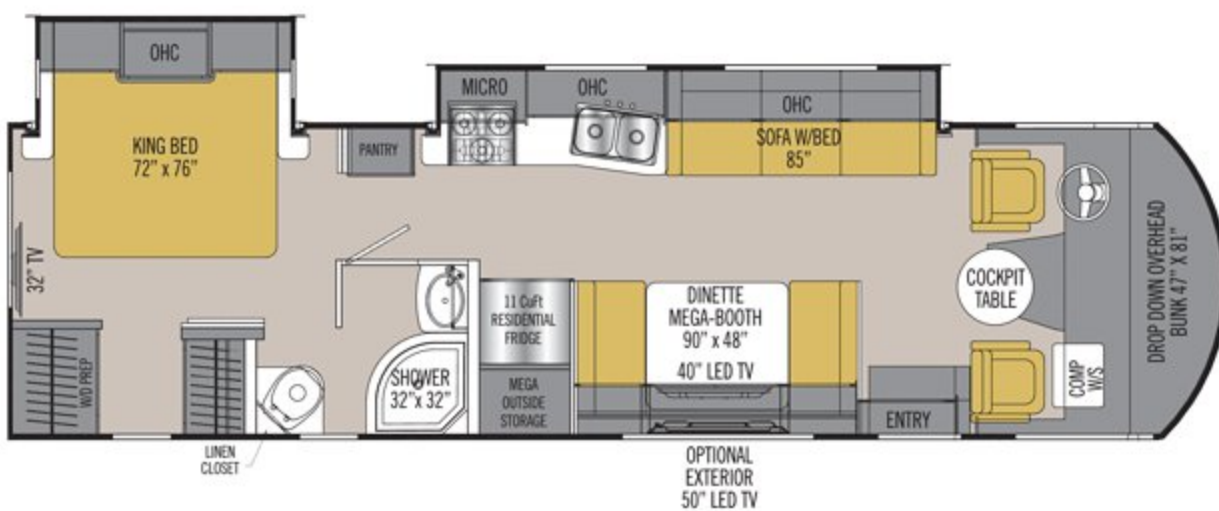
Precision 29SS



31SB



31BH



32WC

FLOORPLANS

PURSUIT INCLUDES FIVE FLOORPLAN OPTIONS, SO YOU'LL HAVE NO TROUBLE CHOOSING ONE THAT SUITS YOU PERFECTLY.

STANDARD FEATURES

INTERIOR APPOINTMENTS

Power Drop-Down Front Bunk
Self-Closing Ball Bearing Drawer
Guides Throughout
Thermofoil Countertops Throughout
Beauflor™ Vinyl Flooring Throughout
Brushed Nickel Hardware
Hardwood Cab Doors/Flat Panel
Radius Slider Windows with Safety Glass
Frameless Tinted Windows with Safety Glass (27DS and 29SS)
Lower Floor and Upper Entrance Door
Safety Windows (27DS and 29SS)
Reclining/Swivel Pilot Seats
Soft Touch Jackknife Sofa
Privacy Roller Shades Coach
Dream Booth Dinette (27DS and 29SS)
Standard Booth Dinette (31SB)
Mega Booth Dinette (32WC)
Round Cockpit Pedestal Table
Easy-Clean Cockpit Floor

INTERIOR EQUIPMENT

Radio AM/FM and Bluetooth
Satellite Prep Wire to Roof
Exterior Cable TV Jack
LP Leak Alarm and Smoke Detector
Carbon Monoxide Detector
Fire Extinguisher
King Jack TV Antenna
32" LED TV Coach (29SS)
40" LED TV Coach (27DS, 32WC, and 31BH)
50" LED TV Coach (31SB)
DVD Player in Living Room
Broom Closet (27DS, 29SS, and 31SB)
Mud Room at Stepwell
Pull-Out Pantry with Counter Top (31SB and 31BH)
Charging Station for Electronic Devices (27DS and 29SS)
Bedroom Radio AM/FM and Bluetooth with Outside Speakers (27DS and 29SS)
Fantastic Vent with Shroud in Bedroom and Coach (27DS)
Fantastic Vent with Shroud in Coach (29SS)

GALLEY

Range Hood with Light
Flush Mount, Double Door Refrigerator
High-Rise Kitchen Faucet
Stainless Steel Double Bowl Kitchen Sink
3-Burner Range
Microwave Oven
Tile Backsplash
Range Cover

BATH AND WATER

Porcelain Toilet with Foot Flush
One-Piece ABS Shower Surround
Retractable Shower Door
Power Bath Vent
6-Gallon (Gas/ELEC) D.S.I. Water Heater
Demand Water Pump
Skylight Over the Shower
Stainless Steel Lavatory Sink
Outside Shower (27DS and 29SS)
Black Tank Flush (27DS and 29SS)

SLEEPING

Queen Bed 60W X 74L (29SS)
King Bed 70W X 74L (31SB and 32WC)
King Bed 72W X 76L (27DS)
Serta Mattress (29SS and 31SB)
Denver Mattress (27DS and 32WC)
Designer Headboard
32" LED TV Bedroom

ELECTRICAL/HEATING/AC

30' 30-Amp Power Cord
30' 50-Amp Power Cord (29SS)
Automatic Transfer Switch
55-Amp Converter with Distribution Panel
GFI Circuit
Outside Receptacle
Emergency Start Switch
Exterior LED Strip Light
30,000-BTU Electric Ignition Furnace
15,000-BTU Roof Air Conditioner-Ducted
Two 13,500-BTU Air Conditioner Ducted (29SS)
Duel 12V Coach Batteries
4.0KW Onan Generator
5.5KW Onan Generator (29SS Only)
Coach Command Center
Heated Holding Tank Compartment
LED Interior Lights

AUTOMOTIVE/EXTERIOR

18,000-Pound Ford Chassis (N/A 27DS)
16,000-Pound Ford Chassis (27DS)
Computer Work Station with USB, 12V, and 120V
Mega Rear Storage (29SS, 31BH)
Tilt Steering Wheel
Cruise Control
Intermittent Wipers
Dash Air Conditioning
Cab Privacy Shades
Backup Monitor with Side Camera
Radial Tires
Rear Mud Flaps Only
Power Entrance Step-Single Crowned, Laminated TPO Roof
Radius Trunk Doors
Fiberglass Front Cap
Exterior LED Strip Light
High-Gloss Oyster Sidewalls
Deadbolt Lock-Entrance Door
26" Radius Entry Door
Power Patio Awning
8,000-Pound Towing Hitch with 7-Way Plug
Rear-Mounted Roof Ladder
Power Heated Mirrors
Rear Bumper
Stainless Steel Wheel Liners
Slide-Out Room Awning(s), Where Applicable
20-Gallon LP Tank
Valve Stem Extenders
Noble Select™ Gelcoat High-Gloss Sidewalls with Azdel™ Superlite Composite
Outside Entertainment Center with 32" TV and DVD Player (27DS and 29SS)
Automatic Leveling Jacks (27DS and 29SS)
Exterior Kitchen (29SS)

- Refrigerator, Sink, and Portable Gas Grill
- Gas Grill Stand, Propane Hose, and Hook-Up

OPTIONAL FEATURES

INTERIOR COLOR SELECTIONS

Desert Spice
Scenic Swirl
Sun Valley

INTERIOR WOOD COLOR SELECTIONS

Estate Cherry
Cappuccino Cherry
Slate Cherry

EXTERIOR COLOR SELECTIONS

Oyster Fiberglass with Mocha Frost Vinyl Graphics (Standard)
Oyster Fiberglass with Loganberry Vinyl Graphics (Standard)
Loganberry Graphics with Partial Paint (Optional)*
Mocha Frost Graphics with Partial Paint (Optional)*
Oasis Full-Body Paint (Optional)*

OPTIONAL FEATURES **

Travel Easy Roadside Assistance (Coach-Net)
50-Amp Package Includes (31SB, 32WC, and 31BH):

- 30' 50-Amp Power Cord
- 5.5KW Onan Generator
- Two 13,500-BTU Air Conditioners

15,000-BTU A/C with Heat Pump Front (31SB, 32WC, and 31BH)
15,000-BTU A/C with Heat Pump Rear (31SB, 32WC, and 31BH)
Frameless Tinted Windows with Safety Glass (31SB, 32WC, and 31BH)
32" LED TV Above Entry Door (31SB)
Fantastic Vent in Bedroom (n/a with 50-Amp Option)
Automatic Leveling Jacks
Diamond Shield (Required with Full Paint Option)
CSA Upfit
(1) CD-MVSA (Canadian Motor Vehicle Safety Act)
Outside Entertainment Center with 32" TV and DVD Player (31SB)
Outside Entertainment Center with 50" TV and DVD Player (31BH and 32WC)

Notes:

(1) Mandatory For All Canadian Provinces

*** Partial and full-body exterior paint options are not available in Precision 27DS or Precision 29SS**

**** Some optional features are not available in Precision 27DS or Precision 29SS**

PURSUIT SPECIFICATIONS

CLASS A GAS	PRECISION 27DS	PRECISION 29SS	31SB	31BH	32WC
FORD ENGINE V-10 6.8L 3-Valve	320 HP/460 TRQ	320 HP/460 TRQ	320 HP/460 TRQ	320 HP/460 TRQ	320 HP/460 TRQ
WHEEL BASE	178"	190"	208"	190"	208"
GVWR	16,000 lbs	18,000 lbs	18,000 lbs	18,000 lbs.	18,000 lbs
GCWR	23,000 lbs	23,000 lbs	23,000 lbs	23,000 lbs	23,000 lbs
FUEL CAPACITY	80 gal	80 gal	80 gal	80 gal	80 gal
LP GAS CAPACITY	20 gal	20 gal	20 gal	20 gal	20 gal
FURNACE (BTUs)	30,000	30,000	30,000	30,000	30,000
EXTERIOR LENGTH (w/o ladder)	28' 9"	30' 3"	31' 9"	31' 9"	32' 6"
EXTERIOR HEIGHT (with AC)	12'	12'	12'	12'	12'
EXTERIOR WIDTH	102"	102"	102"	102"	102"
FRESH WATER	50 gal	50 gal	50 gal	50 gal	50 gal
GREY WATER	76 gal	35 gal	35 gal	38 gal	76 gal
BLACK WATER	38 gal	35 gal	35 gal	38 gal	38 gal
WATER HEATER	6 gal	6 gal	6 gal	6 gal	6 gal
AWNING SIZE	19'	20'	17'	20'	20'
EXTERIOR STORAGE	65 cu ft	63 cu ft	74 cu ft	96 cu ft	104 cu ft
TOW HITCH	8,000 lbs	8,000 lbs	8,000 lbs	8,000 lbs	8,000 lbs

GVWR (Gross Vehicle Weight Rating): The maximum permissible weight of the unit, including the unloaded vehicle weight (UVW) plus all fluids, cargo, optional equipment, and accessories. For safety and product performance, do not exceed the GVWR.

GCWR (Gross Combined Weight Rating): The maximum total weight of the loaded unit, plus a tow vehicle. This includes the weight of both the unit and tow vehicle, fuel for each, all other fluids, cargo, occupants, optional equipment, and accessories.

Important Note: All capacities are approximate, and all dimensions are nominal. Coachmen motorhomes are designed to allow for a wide variety of uses, extended trips with two people, or short trips with multiple people. Accordingly, each unit allows ample room for sleeping, seating, fluids, and cargo. While the customer is the beneficiary of this design, the customer also bears the responsibility to select the proper combination of passengers, cargo, load, and tow vehicle without exceeding the chassis weight capabilities. Consumer may need additional braking capacity to tow loads greater than 1,000 pounds.

Seat belts should always be worn for passenger safety. Seat belts are provided at most locations to allow convenience in selecting which seat to occupy. However, it is not

intended that all seating positions equipped with a seat belt may be occupied while the vehicle is in motion, without regard to other weight factors.

All Coachmen motorhomes are designed to ensure that the number of passengers allowed while the vehicle is in motion will always at least equal the stated sleeping capacity. Though extra seat belts may be provided, for your safety and the proper operation of your vehicle, limit your passengers to the number allowed by the Net Carrying Capacity of your vehicle.

All information contained in this brochure is believed to be accurate at the time of publication. However, during the model year, it may be necessary to make revisions and Coachmen reserves the right to make all such changes without notice, including prices, colors, materials, equipment, and specifications as well as the addition of new models and the discontinuance of models shown in this brochure. Therefore, please consult with your Coachmen dealer and confirm the existence of any materials, design, or specifications that are material to your purchase decision.

© Copyright 2018 Coachmen RV, a Division of Forest River, Inc. - All Rights Reserved



FREE One-Year Membership - Coachmen Owners Association!

Coachmen is proud to sponsor the largest manufacturer-sponsored camping club in North America ... Coachmen Owners Association (COA). COA provides you a world of ways to enjoy your RV. This is **FUN ON OVERDRIVE** and provides: Free Trip Routing, Exciting Tours & Rallies, Free Campground Directory, Local/State Club Activities, Easy RVing Magazine Free, Theme Park Discounts, Fuel Discounts, Free onebigplanet® Memberships with discounts at 180,000 merchants, and Much More!

Every new Coachmen RV buyer is eligible for a 1-Year FREE membership in the Coachmen Owners Association. It all adds up to an easy ownership experience!



Travel Easy™ Roadside Assistance!

RVing is easier with Sportcoach's Travel Easy™ Roadside Assistance provided FREE the first year of ownership to those who purchase a New Coachmen RV. Administered by Coach-Net, this service provides you with 24/7 operational, technical and emergency road service coverage. Also included is towing, fuel delivery, jump starts, lockout service, tire changes, mobile mechanic, and unlimited technical assistance. Anywhere. Anytime. Travel Easy™ is the security of knowing that help is an easy phone call away.



Forest River, Inc. encourages our customers to purchase their Forest River products from a local dealership whenever possible because of the following reasons:

1. Forest River, Inc. dealers are independently owned and operated businesses, so priority service and scheduling is at their discretion and is often provided to customers that purchased their unit at that dealership.
2. Purchasing locally allows customers to establish meaningful relationships with a dealer, enhancing the RV experience through assistance with product questions, user tips or RV regulations for your state or country, and much more!
3. Canadian customers must meet requirements to bring an RV purchased out of the country to their home. These requirements may involve additional inspections and certifications, taxes and fees. Your local Canadian dealer is a professional at meeting these requirements.
4. Scheduling timely warranty repairs and adjustments through a local dealership provides far greater flexibility and convenience to you, the customer!

It is the goal of Forest River, Inc. that all of our RV owners fully enjoy the RV experience and that customer satisfaction meets or exceeds their expectations!



Learn More
Scan this barcode using a QR Reader on your smart phone to learn more about Forest River.



A Berkshire Hathaway company



Coachmen RV, a Division of Forest River, Inc.,
A Berkshire Hathaway Company
423 N. Main St., P.O. Box 30, Middlebury, IN 46540

To learn more about Coachmen RV and our products and see how Coachmen is making the easy life easier, visit www.coachmenrv.com.