

Luxury Fifth Wheel | 2018



Pinnacle



2
YEAR
WARRANTY



Our Wings Get You There

Family fun happens when you spread your wings. Thanks to Jayco's amenity-packed floorplans, rock-solid construction and two full camping seasons of warranty coverage, you can. Greater peace of mind and added comfort mean better memories and lasting bonds. So go ahead. Hit the road—and let the good times fly.

Generations of Family Fun



37MDQS IN CAPPUCCINO

PINNACLE™

THE PEAK OF LUXURY

There's a lot new in the 2018 lineup—sharp exterior options, a revamped kitchen and stylish lighting for starters—but campers can count on the same premium travel experience they've come to expect from Pinnacle.

EXTEND YOUR CAMPING SEASON

We build our luxury fifth wheels with a blend of enhanced features that keep you and yours comfortable as seasons change.



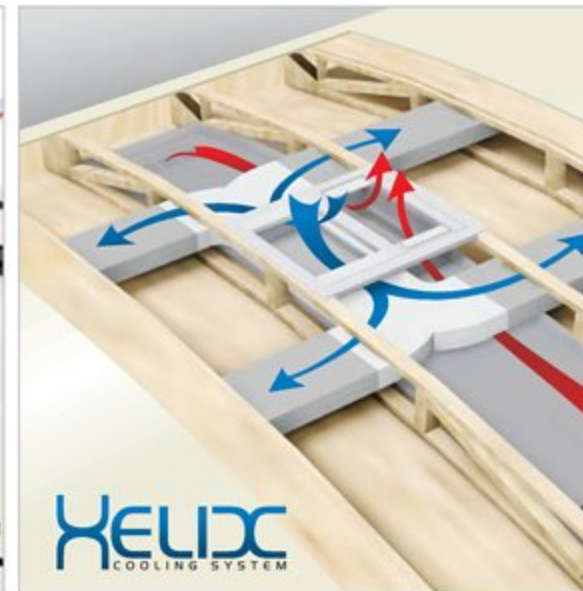
Jayco Climate Shield™

Several integrated features ensure your trailer stays comfy and functional, even in extreme temperatures. Learn more on page 11.



Magnum Truss™ XL6 Roof System

The strongest roof on the market also allows more room for insulation.



HELIX Cooling System

Conditioned air moves more quickly and freely through this advanced duct system.



Jayco Luxury Sleep System

Sleep like a baby in any kind of weather on a Simmons® foam-top mattress.



Cedar-Lined, Walk-In-Style Closet

Naturally preserve clothes' freshness and control moisture as climate conditions change.



Dual 15,000-BTU Whisper Quiet A/Cs

Added A/C power that helps keep the whole coach cool without the distracting noise.



Fireplace

Electric and thermostat-controlled—warm up with the flip of a switch.



Full-Timer Kitchen Storage

Stock up so you can comfortably dine inside or out.



36KPTS | CAPPUCCINO INTERIOR DÉCOR



STOR-GALORE™ PASS-THROUGH BASEMENT STORAGE



POWERED RECLINING THEATER SEATS WITH HEAT AND MASSAGE



CEDAR-LINED, WALK-IN-STYLE BEDROOM CLOSET



36KPTS MAIN SLIDE ROOM



37MDQS BATHROOM



36KPTS BEDROOM



37MDQS DEN

FLOORPLANS



PINNACLE | 36FBTS | OPTIONS: A, B, C

Ext. Lgth: 40' 9" Ext. Ht: 161" Unloaded Wt. (lbs): 13,275 Sleeps: 4



PINNACLE | 36KPTS | OPTIONS: A, B, C

Ext. Lgth: 41' 0" Ext. Ht: 160" Unloaded Wt. (lbs): 13,255 Sleeps: 4



PINNACLE | 36SSWS | OPTIONS: A, C

Ext. Lgth: TBD Ext. Ht: TBD Unloaded Wt. (lbs): TBD Sleeps: 4-5



PINNACLE | 37MDQS | OPTIONS: A, C

Ext. Lgth: 41' 7" Ext. Ht: 160" Unloaded Wt. (lbs): 14,010 Sleeps: 8-9

SPECS

MODELS		DIMENSIONS					WEIGHT (LBS.)				TANKS (GALS.)		
FLOORPLAN	TOTAL EXTERIOR LENGTH	EXTERIOR TRAVEL LENGTH*	EXTERIOR WIDTH	EXTERIOR HEIGHT (WITH A/C)	EXTERIOR HEIGHT (WITH OPT. BEDROOM A/C)	INTERIOR HEIGHT (UPPER DECK)	UNLOADED VEHICLE WEIGHT	DRY HITCH WEIGHT	GROSS VEHICLE WEIGHT RATING	CARGO CARRYING CAPACITY	FRESH WATER CAPACITY (INCLUDES WATER HEATER)	GREY WASTE WATER CAPACITY**	BLACK WASTE WATER CAPACITY
36FBTS	40' 9"	39' 5"	102"	161"	162"	83"	13,275	2,725	16,500	3,225	85	87	87
36KPTS	41' 0"	39' 7"	102"	160"	161"	83"	13,255	2,780	16,500	3,245	85	87	50
36SSWS	TBD	TBD	102"	TBD	TBD	83"	TBD	TBD	TBD	TBD	TBD	TBD	TBD
37MDQS	41' 7"	40' 2"	102"	160"	160"	83"	14,010	3,220	16,995	2,985	85	87	50
37RLWS	41' 7"	40' 0"	102"	161"	161"	83"	13,965	2,960	16,995	3,030	75	87	50
37RSTS	42' 0"	40' 7"	102"	161"	161"	83"	13,735	2,750	16,995	3,260	85	87	50
38FLWS	42' 3"	40' 9"	102"	161"	161"	83"	14,105	3,090	16,995	2,890	75	107	37
38REFS	42' 8"	41' 3"	102"	160"	161"	83"	13,685	2,670	16,995	3,310	85	87	50

*Distance from the pin box to the bumper; total exterior length may be longer.

**Split tank

It is important for your safety and enjoyment that your tow vehicle be adequately sized and equipped to tow and handle the GVWR of the RV you select. Review weights and rating of your tow vehicle and consult a competent advisor for questions or advice. Whether you are new to RVing or a veteran, get a feel for the performance of your tow vehicle before heading out on the roadways. When you tow an RV, you must drive differently than when you drive a single vehicle. Practice hooking up, driving, backing up and braking in a safe environment or seek out professional instruction. Jayco affixes a weight label to each RV which lists weight information for that vehicle. See specifications chart above.

Unloaded Vehicle Weight (UWV): Sometimes referred to as "Dry Weight," UWV means the typical weight of this trailer as built at the factory. The UWV, as used in product literature and other promotional materials, does not include cargo, fresh water, propane, options or dealer-installed accessories.

Gross Vehicle Weight Rating (GVWR): GVWR means the maximum permissible weight of the trailer, including the UWV plus personal items, all cargo, fluids, options and dealer-installed accessories. The GVWR is equal to or greater than the sum of the UWV and the CCC.

Cargo Carrying Capacity (CCC): CCC means the maximum weight of personal items, food, fresh water, propane, tools, other cargo and dealer-installed accessories that can be carried by the trailer. CCC is equal to or less than GVWR minus UWV. The addition of options will decrease the CCC.

Hitch Weight (HW): The hitch weight, as used in product literature and other promotional materials, does not include cargo, fresh water, propane gas, options or dealer-installed accessories. The addition of these types of items will either add to or subtract from the stated hitch weight.



Pinnacle | 37RLWS OPTIONS: A, C

Ext. Lgth: 41' 7" Ext. Ht: 161" Unloaded Wt. (lbs): 13,965 Sleeps: 4



Pinnacle | 37RSTS OPTIONS: A, C

Ext. Lgth: 42' 0" Ext. Ht: 161" Unloaded Wt. (lbs): 13,735 Sleeps: 4

FLOORPLAN LEGEND:

- STORAGE
- TRAILER HITCH
- LAV BATHROOM SINK
- MED MEDICINE CABINET
- MICRO MICROWAVE
- OHC OVERHEAD CABINETS
- FRIDGE REFRIGERATOR
- WARD WARDROBE



Pinnacle | 38FLWS OPTION C

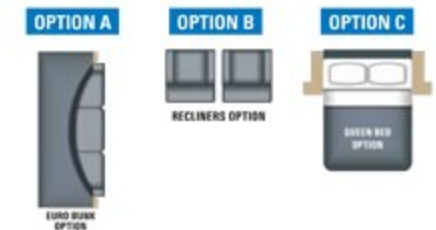
Ext. Lgth: 42' 3" Ext. Ht: 161" Unloaded Wt. (lbs): 14,105 Sleeps: 6



Pinnacle | 38REFS OPTION C

Ext. Lgth: 42' 8" Ext. Ht: 160" Unloaded Wt. (lbs): 13,685 Sleeps: 6

OPTIONS:



EXTERIOR OPTIONS



STANDARD GRAPHICS



PREMIUM PAINT OPTION - BLACK MERLOT



PREMIUM PAINT OPTION - STERLING IVORY

INTERIOR DÉCOR

CAPPUCCINO



LATTE



CASHMERE



TRAVEL. ELEVATED.

Pinnacle Luxury Package:

- Oversized 36-inch-wide residential showers (1)
- MORryde® StepAbove™ entrance steps (2)
- Residential Kingston Cherry hardwood cabinet doors, miter-cut with 3-inch rails (3)
- 32-inch LED HDTV in bedroom (4)
- Full-Timer Kitchen Storage System (5)
- Jayco Luxury Sleep System with Simmons® residential foam-top mattress (6)
- Electric, thermostat-controlled fireplace
- Indoor/outdoor central vacuum system with kick pan
- 6-point electric auto-leveling system
- HELIX Cooling System: Jayco-exclusive duct design, exterior-mounted A/C units, directional/closable A/C vents and larger return air vents with user accessible filters
- 12-inch Magnum Frame System
- Magnum Truss™ XL6 Roof System
- Gel 360 front cap, rear cap and premium high-gloss sidewalls
- OneControl Digital Command System for levelers, slideouts and exterior lights
- Powered 50-amp cord reel
- Freestanding table with dinette chairs (2) and folding chairs (2)
- Bedroom 15,000-BTU Whisper Quiet A/C
- Backup camera/monitoring system prep
- Carefree® power awning with LED light strip
- Bluetooth®/HDMI® high-output entertainment system
- LED exterior lighting
- Oversized battery compartment
- Fully painted and clear-coated front cap
- Power kitchen vent with wall controls and rain sensor
- Sidewall- and roof-mounted solar prep
- Whole-coach water purification system
- Washer/dryer prep
- Big-screen LED HDTVs in living areas
- Dual sun and blackout roller shades in living room
- Stainless steel over-the-range microwave oven
- Blackout roller shades in bedroom
- Built-in wall oven
- LED backlit crown molding in living area and kitchen



5-Star Handling Package—an unmatched towing experience

- **Dexter® 7,000-pound axles with Nev-R-Adjust® self-adjusting brakes (1)** – the benchmark of the trailer industry
- **Dexter heavy-duty shackles with wet bolt fasteners and bronze bushings (2)** – resist the wear and tear of towing
- **MORryde pin box (3)** – allows pin box to travel forward and backward as well as side to side, creating a smoother tow
- **MORryde LRE4100™ rubberized suspension (4)** – 4 inches of vertical travel to better absorb and isolate road shock
- **Goodyear® Beast tires (5)** – patented Durawall® Technology and the highest speed rating in the industry



PINNACLE LUXURY PACKAGE (mandatory)

Indoor/outdoor central vacuum system with kick pan
 6-point electric auto-leveling system
 HELIX Cooling System: Jayco-exclusive duct design, exterior-mounted A/C units, directional/closable A/C vents and larger return air vents with user accessible filters
 12-inch Magnum Frame System
 Magnum Truss™ XL6 Roof System
 Electric, thermostat-controlled fireplace
 Full-Timer Kitchen Storage System
 Gel 360 front cap, rear cap and premium high-gloss sidewalls
 32-inch LED HDTV in bedroom
 Jayco Luxury Sleep System with Simmons® residential foam-top mattress
 OneControl Digital Command System for levelers, slideouts and exterior lights
 Oversized 36-inch-wide residential showers
 Powered 50-amp cord reel
 Freestanding table with dinette chairs (2) and folding chairs (2)
 Bedroom 15,000-BTU Whisper Quiet A/C
 Backup camera/monitoring system prep
 Carefree® power awning with LED light strip
 MORryde® StepAbove™ entrance steps
 Bluetooth®/HDMI® high-output entertainment system
 LED exterior lighting
 Oversized battery compartment
 Fully painted and clear-coated front cap
 Power kitchen vent with wall controls and rain sensor
 Sidewall- and roof-mounted solar prep
 Whole-coach water purification system
 Washer/dryer prep (accommodates stackable unit)
 Big-screen LED HDTVs in living areas
 Dual sun and blackout roller shades in living room
 Residential Kingston Cherry hardwood cabinet doors, miter-cut with 3-inch rails
 Stainless steel over-the-range microwave oven
 Blackout roller shades in bedroom
 Built-in wall oven
 LED backlit crown molding in living area and kitchen

CUSTOMER VALUE PACKAGE (mandatory)

15,000-BTU Whisper Quiet A/C
 Arched interior ceiling with 82-inch upper deck interior height
 Bath skylight
 Bathroom power vent
 Bedspread
 Oversized folding exterior grab handle
 Frameless G20 dark-tinted windows
 LED interior lighting
 Security lights
 Slam-latch™ baggage doors with strut assist
 Sofa and bed pillows
 Solid-surface kitchen countertops
 Keyed-Alike™ exterior doors locking system

5-STAR HANDLING PACKAGE

Dexter® 7,000-pound axles with Nev-R-Adjust® brakes
 Dexter heavy-duty shackles with wet bolt fasteners and bronze bushings
 MORryde pin box
 MORryde LRE4100™ rubberized suspension system
 16-inch Goodyear® Beast tires

STANDARD EXTERIOR EQUIPMENT

Wide-body, 102-inch frame
 Wide-stance front landing gear
 Tuff-Shell™ vacuum-bonded, laminated walls
 Climate Shield™:
 • Enclosed, insulated, heated underbelly
 • High-BTU-output furnace (40,000-BTU)
 • Astro-Foil™ in roof and floors
 Aerodynamic front and rear cap with LED lights
 Seamless composite roof covering
 12-inch I-Class™ cambered, structural steel I-beams
 Completely enclosed and protected slideout mechanisms
 Frameless, dark-tinted, safety-glass windows
 30-inch x 78-inch entry door with oversized window
 Screen door with kick plate
 Exterior marine-grade speakers (2)

Enclosed, protected basement drop-frame
 Cable TV and outlet in basement
 Convenient dual propane compartment (60-pound capacity) on off-doorside
 Doorside compartment framed and vented for third propane bottle
 Stor-Galore™ pass-through basement storage
 Heated, enclosed Uni-Dock™ utility center
 50-amp power
 75-gallon fresh water tank
 50-gallon black tank capacity minimum
 Cable and satellite prep
 Digital TV antenna
 Outside grill prep
 Under-mounted spare tire
 Roof ladder
 Hitch light
 Upper deck slideout convenience light
 EZ-Cord™ cargo area extension cord access port
 Cargo area storage system (select models)

STANDARD INTERIOR EQUIPMENT

Custom residential miter-cut Cherry cabinet doors with hidden hinges
 Hardwood Cherry cabinet stiles
 Hardwood slideout facias
 Residential-style pantry with pullout drawers
 Large split, under-mounted stainless steel sink
 Soft-close steel ball-bearing drawer guides with 75-pound capacity and full extension
 Residential-grade, pullout kitchen faucet
 Water heater bypass
 21-cubic-foot residential refrigerator with water/ice in door
 1,200-watt inverter with residential refrigerator
 Furrion® Executive Chef gas cooktop
 Residential-grade, wood-plank vinyl flooring
 Shaw® R2X® stain-resistant residential carpeting
 Nightlight toe kick lighting in bedroom, bathroom and kitchen
 90-amp power center with Charge Wizard®
 Command center for switches
 Closeable and directional air conditioner vents
 Prep for third A/C – prewired
 Tri-fold hide-a-bed sofas with ottoman

Power reclining theater seats with heat and massage
 Ceiling fan
 Hardwood ceiling mantle with pendant lighting
 Crown molding with LED lighting in main living and kitchen areas
 LED ceiling lights throughout
 78-inch height in living area slideout rooms
 Porcelain bath stool with foot flush
 Under-mounted stainless steel bathroom sink
 Utility hooks in bathroom
 Skylight above shower
 Full-trunk, under-bed storage
 Cedar-lined, walk-in-style front closet with dual hanging rods
 Mullion-style front wardrobe doors
 Bedroom dresser storage
 Bedroom slide fascia built-in nightstand storage system

OPTIONS

Customer Value Package with heat pump
 Simmons queen 60-inch x 80-inch residential foam-top mattress
 Euro bunk (36FBTS, 36KPTS, 36SSWS, 37MDQS, 37RSTS)
 Carpet in main living area
 Recliners (2) in lieu of theater seating (select models)
 Wireless backup camera/monitoring system
 Built-in outdoor 32-inch TV
 18-cubic-foot gas/electric refrigerator with ice maker
 Generator prep
 5,500-watt generator
 Black Merlot Premium full cut-and-buff exterior paint package
 Sterling Ivory Premium full cut-and-buff exterior paint package
 Dual-pane, tinted, safety-glass windows
 Second power awning (most models)
 Slideout awning covers
 Outside gas grill
 On-demand tankless water heater system
 Sani-Con® Turbo waste management system
 Additional dinette chairs (2)
 2-inch cargo accessory receiver
 Convection microwave

TAKE A RIDE ON THE CAREFREE SIDE

Designed for camping comfort and convenience, Jayco RVs provide an easy-going, family-fun experience that relieves your stress. With countless features and reliable construction, you'll breathe easy no matter where your adventures take you and yours.



THE JAYCO DIFFERENCE

1. **16-inch Goodyear Beast tires** with the highest speed rating in the industry
2. **Dexter 7,000-pound axles** with wet bolt fasteners and heavy-duty shackles
3. **Vacuum-bonded walls with premium high-gloss fiberglass exteriors** for better protection from the elements
4. **Magnum Truss XL6 Roof System** withstands 4,500 pounds—50 percent more than other roofs
5. **Welded aluminum sidewall framing** for a durable, lightweight structure
6. **Double layer of fiberglass insulation** behind the front cap, plus Flexfoil® and fiberglass insulation in the floor to provide extra warmth where it's needed most
7. **Painted gelcoat fiberglass front cap** withstands the rigors of the road with infused paint and gelcoating, plus 1/4-inch plywood bracing for additional support—not typically found on competing fifth wheels

8. **MORryde LRE4100 rubberized suspension system** provides smoother towing and better protection from damaging road shock
9. **HELIX Cooling System with Whisper Quiet technology**
10. **6-point electric auto-leveling system**
11. **Carefree power awning** with LED light strip

12. **MORryde StepAbove entry steps**
13. **Oversized entry door window**
14. **Rear fiberglass cap**
15. **Sidewall- and roof-mounted solar prep**
16. **Magnum Frame System**
17. **MORryde pin box**



JAYCO'S ROOF **VS** OTHER ROOFS



4,500 POUNDS ON A JAYCO ROOF VS. OTHER ROOFS

THE MAGNUM TRUSS XL6 ROOF SYSTEM **50 percent stronger**



CLIMATE SHIELD

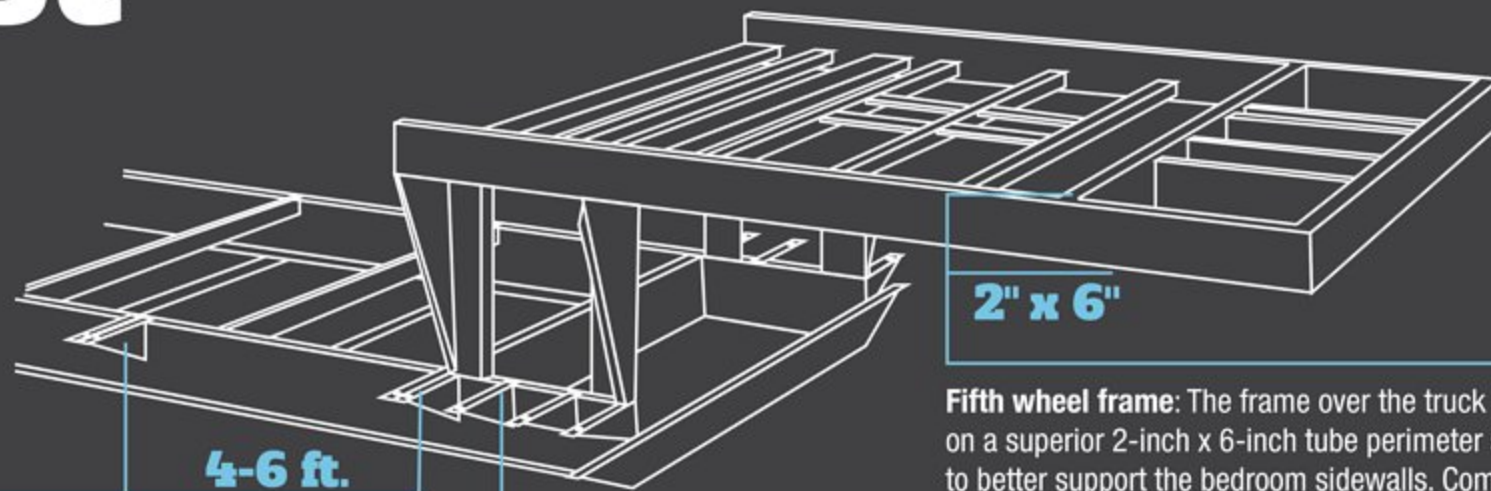
Extend your camping season with the Jayco Climate Shield. It protects against extreme heat and extreme freezing—even in temperatures as high as 100 degrees or as low as zero degrees (Fahrenheit).* Scan the QR code to see the Climate Shield video.

*Jayco tested fifth wheels in zero degrees F and 100 degrees F weather over an extended period of time in a controlled environment, and all functions of the coach were fully operational. Testing was done in a completely controlled environment; therefore, temperatures during testing may not represent actual temperatures in nature and cannot account for elements such as wind or moisture. In actual use, unit may not perform as well. Supplier of cooling components does not guarantee anything better than 20 degrees difference from ambient temperature. In addition, outside components are subject to freezing and require steps to properly insulate. Jayco's limited warranty does not cover damage caused by freezing. To learn more about Climate Shield and testing done by Jayco, visit www.jayco.com.

LIVING ROOM	KITCHEN	BATHROOM	HOLDING TANK	BEDROOM

WE START WITH ONE OF THE INDUSTRY'S **strongest** foundations

Full-width outriggers: We build on full-width outriggers that are spaced 4-6 feet apart (vs. 8 feet) to better support the weight of the wall.



4-6 ft.

2" x 6"

I-Class™ cambered structural steel I-beams: Jayco uses a unique molded, one-piece design to prevent unit from twisting; competing three-piece I-beams can warp over time at the welded seams.

Fifth wheel frame: The frame over the truck bed is built on a superior 2-inch x 6-inch tube perimeter structure to better support the bedroom sidewalls. Competing fifth wheels have a smaller frame; these manufacturers add a sidewall support seam to compensate for expansion joints.

Learn more at StrongFoundation.Jayco.com



Generations of family fun.

Meet your Jayco Dealer

We work hard—so you can play hard. From finding the perfect Jayco for your family to providing flexible financing options and full-service support, we're here to help.

Follow Jayco



Jayco, Inc. | P.O. Box 460 | Middlebury, IN 46540 © RVIA

reserves the right to make changes and to discontinue models without notice or obligation. Photography may show optional equipment or props used for decoration purposes only. RVs built for sale in Canada may differ to conform to Canadian codes. JAYCO and the JAYCO BIRD IN FLIGHT are registered trademarks of Jayco, Inc. Printed in U.S.A. 20K 10/17 ©2017 Jayco, Inc. 274780-1

Travel with Confidence



At Jayco, we build our RVs to handle every adventure, then back them with our industry-leading 2-year limited warranty. We, with support from our select partners, have you covered for **2 camping seasons**. That's **730 days**. You won't find a better warranty in the business, because the only strings we attach are those that deliver the ultimate in reliability. That's the Jayco difference. So go explore. For a copy of our 2-year limited warranty with complete terms and conditions, please contact your local Jayco dealer.



Featuring Durawall® Technology—ENGINEERED to help you tow with confidence



Pinnacle is now equipped with Dexter® axles and self-adjusting brakes

eco advantage™

Jayco's long-term commitment to generations of family fun

After six years of increased efforts to eliminate waste, conserve energy and increase recycling, we've come a long way in building RVs that are not only better for your family—but also better for the planet.

Learn more at Jayco.com/EcoAdvantage