

FUZION

FIFTH WHEEL TOY HAULER



Fuzion

FIFTH WHEEL TOY HAULER



FIVE UNMATCHED FEATURES!




**LEADERS
IN INNOVATION**

THE RETURN
MONSTER
FUZION


FIVE UNMATCHED FEATURES!




**LEADERS
IN INNOVATION**

THE RETURN
MONSTER
FUZION
Keystone
Company

THE FUZION 5



OUR BIGGEST VALUE EVER! **PACKAGE INCLUDES**

- TRIPLE 3/4 TON RESIDENTIAL OMNICHILL A/C SYSTEM
- 4G LTE WI-FI ON BOARD
- ADJUST-A-TRACK TIE-DOWN SYSTEM
- MOR/RYDE ZERO G RAMP DOOR
- FUZION SECURE STEP
- MOR/RYDE CRE/3000 SUSPENSION
- HEAT PADS FOR TANKS
- FUZION UTILITY CENTER W/ POWER PORTS & FLIP DOWN SHELF
- JENSEN ENTERTAINMENT PACKAGE W J-CONTROL
- FUZION SUPER STORAGE
- BACKUP CAMERA PREP

OF THE
PACK
ION
RV
111

THE FUZION 5



OUR BIGGEST VALUE EVER! **PACKAGE INCLUDES**

- TRIPLE 3/4 TON RESIDENTIAL OMNICHILL A/C SYSTEM
- 4G LTE WI-FI ON BOARD
- ADJUST-A-TRACK TIE-DOWN SYSTEM
- MOR/RYPDE ZERO G RAMP DOOR
- FUZION SECURE STEP
- MOR/RYPDE CRE/3000 SUSPENSION
- HEAT PADS FOR TANKS
- FUZION UTILITY CENTER W/ POWER PORTS & FLIP DOWN SHELF
- JENSEN ENTERTAINMENT PACKAGE W J-CONTROL
- FUZION SUPER STORAGE
- BACKUP CAMERA PREP

OF THE
PACK

FUZION

RV
ING







DON'T LIMIT YOURSELF TO HIGHWAYS AND FREEWAYS

Venture off the beaten path to where your ultimate playground awaits.

Whether it's the mountains, the desert, the lake or even wine country...

Go where you want to go and do what you want to do.

**FUZION
FLEXIBILITY**

LET'S YOU LEAVE IT ALL BEHIND,
WITHOUT LEAVING IT ALL BEHIND

EXCLUSIVE HIDDEN PANTRY





DON'T LIMIT YOURSELF TO HIGHWAYS AND FREEWAYS

Venture off the beaten path to where your ultimate playground awaits.

Whether it's the mountains, the desert, the lake or even wine country...

Go where you want to go and do what you want to do.

FUZION FLEXIBILITY

**LET'S YOU LEAVE IT ALL BEHIND,
WITHOUT LEAVING IT ALL BEHIND**

EXCLUSIVE HIDDEN PANTRY





INNOVATIVE FEATURES THAT BREAK THE MOLD

Innovation is one thing that sets Fuzion apart from the competition. Fuzion breaks the mold with innovations like; OmniChill A/C, 4G LTE WiFi, Color-Coded Convenience Center, Adjust-A-Track just to name a few. Fuzion Innovations enhance your experience inside and out!

EXCLUSIVE OMNICHILL A/C



FUZION INNOVATIONS

WITH MORE THAN 10 INDUSTRY-FIRSTS, LEAVE IT
UP TO FUZION TO LEAD THE WAY IN INNOVATION



INNOVATIVE FEATURES THAT BREAK THE MOLD

Innovation is one thing that sets Fuzion apart from the competition. Fuzion breaks the mold with innovations like; OmniChill A/C, 4G LTE WiFi, Color-Coded Convenience Center, Adjust-A-Track just to name a few. Fuzion Innovations enhance your experience inside and out!

EXCLUSIVE OMNICHILL A/C



FUZION INNOVATIONS

WITH MORE THAN 10 INDUSTRY-FIRSTS, LEAVE IT UP TO FUZION TO LEAD THE WAY IN INNOVATION



FLOORPLANS



**TANDEM
AXLE**

WEIGHT	CC	HITCH	FRESH WATER	WASTE WATER	GRAY WATER	LPG	LENGTH*	HEIGHT	GARAGE
13350	3650	3065	110	44	88	60	39'0"	13'1"	13'

357



WEIGHT	CC	HITCH	FRESH WATER	WASTE WATER	GRAY WATER	LPG
13837	3763	3210	110	88	88	60



**TANDEM
AXLE**

WEIGHT	CC	HITCH	FRESH WATER	WASTE WATER	GRAY WATER	LPG	LENGTH*	HEIGHT	GARAGE
13605	3395	3120	110	44	88	60	39'0"	13'1"	11'

369



WEIGHT	CC	HITCH	FRESH WATER	WASTE WATER	GRAY WATER	LPG
15255	3745	3655	110	88	88	60



**TANDEM
AXLE**

WEIGHT	CC	HITCH	FRESH WATER	WASTE WATER	GRAY WATER	LPG	LENGTH*	HEIGHT	GARAGE
13610	3381	3020	110	88	44	60	39'0"	13'1"	11'

371



WEIGHT	CC	HITCH	FRESH WATER	WASTE WATER	GRAY WATER	LPG	LENGTH*
15415	3585	3600	110	88	130	60	43'1"

EXPERIENCE VIRTUAL TOURS

LOOKFORTHIS.COM 360° View



Also Works with VR App

Available on the App Store and Google Play



Explore in 360°

FUZION SECURE STEP

Fuzion's innovative Secure Steps store inside the RV entrance, offering a sleeker look to the exterior and more effectively protecting your RV steps from the rigors of the road. Its lightweight design makes it easy to lower and raise, offering quick and simple set up.



FLOORPLANS



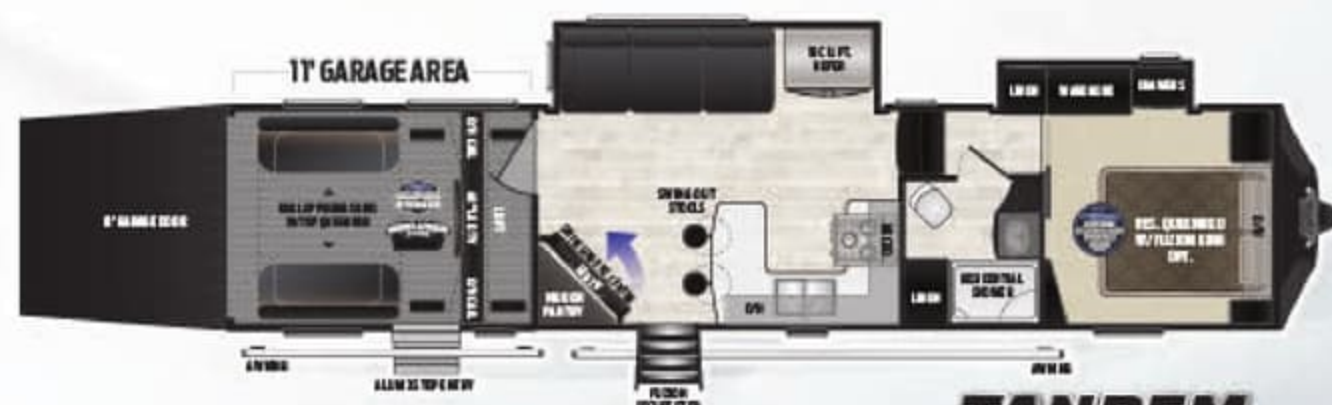
TANDEM AXLE

357

WEIGHT	CC	HITCH	FRESH WATER	WASTE WATER	GRAY WATER	LPG	LENGTH*	HEIGHT	GARAGE
13350	3650	3065	110	44	88	60	39' 0"	13' 1"	13'



WEIGHT	CC	HITCH	FRESH WATER	WASTE WATER	GRAY WATER	LPG
13837	3163	3210	110	88	88	60



TANDEM AXLE

369

WEIGHT	CC	HITCH	FRESH WATER	WASTE WATER	GRAY WATER	LPG	LENGTH*	HEIGHT	GARAGE
13605	3395	3120	110	44	88	60	39' 0"	13' 1"	11'



WEIGHT	CC	HITCH	FRESH WATER	WASTE WATER	GRAY WATER	LPG
15255	3745	3655	110	88	88	60



TANDEM AXLE

371

WEIGHT	CC	HITCH	FRESH WATER	WASTE WATER	GRAY WATER	LPG	LENGTH*	HEIGHT	GARAGE
13619	3381	3020	110	88	44	60	39' 0"	13' 1"	11'



WEIGHT	CC	HITCH	FRESH WATER	WASTE WATER	GRAY WATER	LPG	LENGTH*
15415	3585	3690	110	88	130	60	43' 1"

EXPERIENCE VIRTUAL TOURS

LOOK FOR THIS ICON 360° View



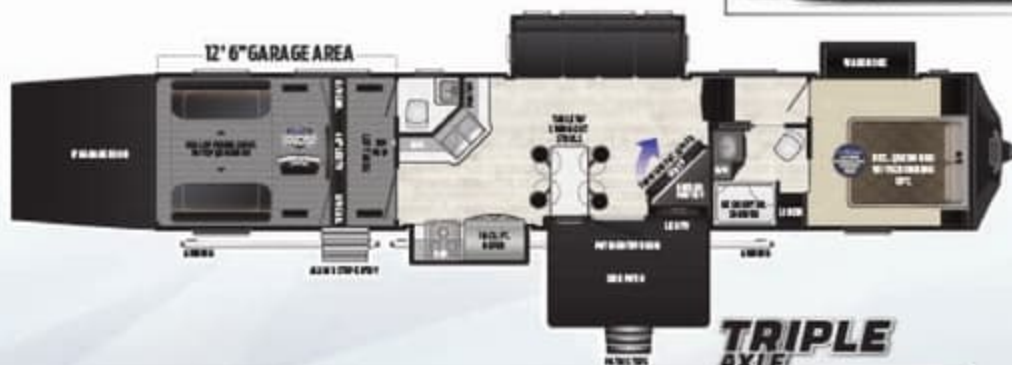
FUSION SECURE STEP

Fuzion's innovative Secure Steps store inside the RV entrance, offering a sleeker look to the exterior and more effectively protecting your RV steps from the rigors of the road. Its lightweight design makes it easy to lower and raise, offering quick and simple set up.




**TANDEM
AXLE**

 LENGTH* HEIGHT GARAGE
 39' 0" 13' 3" 12' 6"

384

**TRIPLE
AXLE**

 WEIGHT CC HITCH FRESH WATER WASTE WATER GRAY WATER LPG LENGTH* HEIGHT GARAGE
 15865 3135 3710 110 88 88 60 43' 6" 13' 3" 12' 6"

424

**TRIPLE
AXLE**

 LENGTH* HEIGHT GARAGE
 43' 0" 13' 3" 13' 6"

417

**TRIPLE
AXLE**

 WEIGHT CC HITCH FRESH WATER WASTE WATER GRAY WATER LPG LENGTH* HEIGHT GARAGE
 15360 3640 3600 110 88 88 60 43' 6" 13' 3" 13'

427

**TRIPLE
AXLE**

 LENGTH* HEIGHT GARAGE
 13' 3" 12'

422/4221

RES. REFRIGERATOR

RV. REFRIGERATOR


**TRIPLE NEW
AXLE**

 WEIGHT CC HITCH FRESH WATER WASTE WATER GRAY WATER LPG LENGTH* HEIGHT GARAGE
 15190 3910 3500 110 88 88 60 44' 0" 13' 3" 12' 6"

429


EASY TO SET UP

DECOR OPTIONS

Our decors form the foundation for Fuzion's carefully coordinated interiors. Modern upholstery, drapery, fabrics, designer hardware, fashionable window treatments, walls & countertops in the latest colors and materials.



BRINDLE DECOR

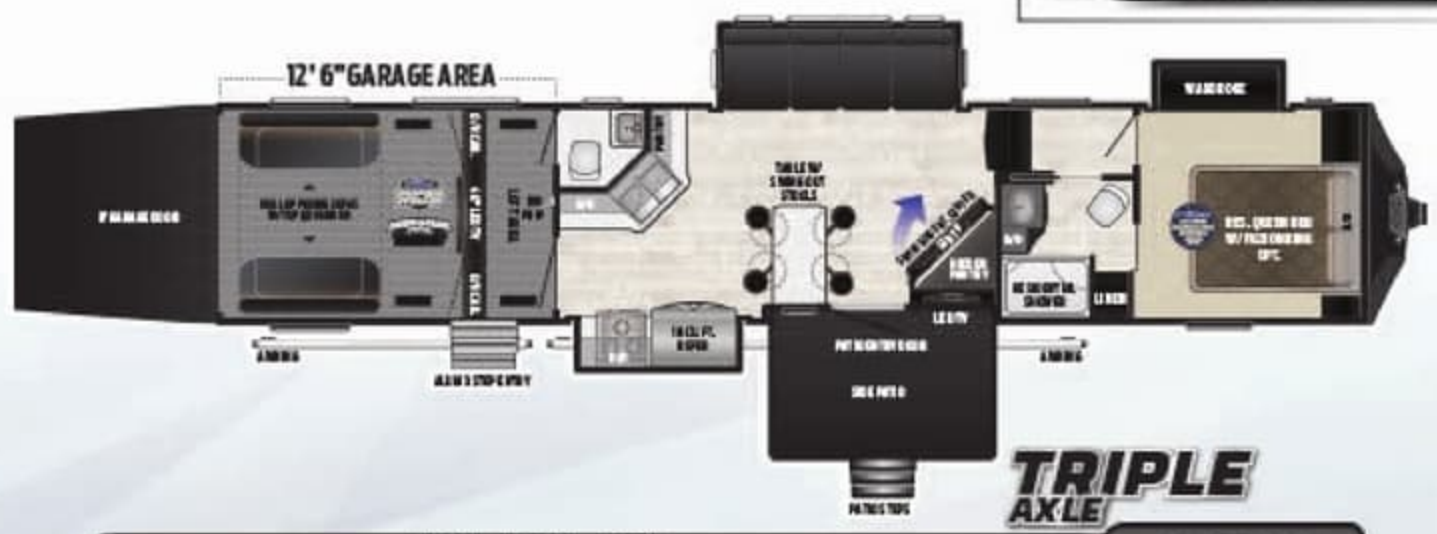


STEEL DECOR



TANDEM AXLE

LENGTH* HEIGHT GARAGE
39' 0" 13' 3" 12' 6" **384**



TRIPLE AXLE

WEIGHT	CC	HITCH	FRESH WATER	WASTE WATER	GRAY WATER	LPG	LENGTH*	HEIGHT	GARAGE	
15865	3135	3710	110	88	88	60	43' 6"	13' 3"	12' 6"	424



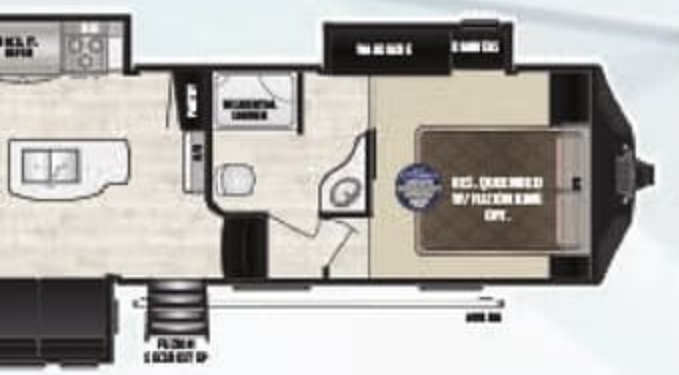
TRIPLE AXLE

LENGTH* HEIGHT GARAGE
43' 0" 13' 3" 13' 6" **417**



TRIPLE AXLE

WEIGHT	CC	HITCH	FRESH WATER	WASTE WATER	GRAY WATER	LPG	LENGTH*	HEIGHT	GARAGE	
15360	3640	3680	110	88	88	60	43' 6"	13' 3"	13'	427



TRIPLE AXLE

LENGTH* HEIGHT GARAGE
42' 0" 13' 3" 12' **422/4221**

RES. REFRIGERATOR RV. REFRIGERATOR



TRIPLE NEW AXLE

WEIGHT	CC	HITCH	FRESH WATER	WASTE WATER	GRAY WATER	LPG	LENGTH*	HEIGHT	GARAGE	
15190	3810	3500	110	88	88	60	44' 0"	13' 3"	12' 6"	429



EASY TO SET UP

DECOR OPTIONS

Our decors form the foundation for Fuzion's carefully coordinated interiors. Modern upholstery, drapery, fabrics, designer hardware, fashionable window treatments, walls & countertops in the latest colors and materials.



BRINDLE DECOR



STEEL DECOR

CONSTRUCTION /// KEY FEATURES



EXCLUSIVE KEY-SHIELD PAINT TECHNOLOGY

Fuzion front cap is painted with our Exclusive Key-Shield paint technology.



EXTREME TESTING

At Fuzion we test all new models to make sure they are going to perform in any condition.



EXCLUSIVE FUZION SUPER STORAGE

Fuzion is the only toy hauler that keeps your belongings in mind with the Fuzion Super Storage. The Super Storage capitalizes on space like never seen before.



HEAR AND SEE THE DIFFERENCE WITH JENSEN ENT. PACKAGE W/ J CONTROL



JENSEN now offers app control technology with the JControl app. Control these primary functions of the JENSEN entertainment system directly from any Bluetooth-enabled mobile device:

- Power
- Volume and mute
- Radio station selection, recall, & scan
- CD/MP3 player control
- Bluetooth® streaming audio
- Source selection
- Searchers during and control via USB
- Input: DVD, Blu-ray, VHS/D
- Audio: Stereo, Bass, Treble, Balance, Fader and Surround
- Digital music: MP3, AAC, and WMA
- Quick, silent and sleep timer


Enter the drive, plug in, and enjoy your drive.



JENSEN interface simplifies A/V operations via a single HDMI cable. Simply inserting a DVD automatically powers on both the stereo and JENSEN TV and changes them to DVD source and HDMI input. One motion and the movie is ready, eliminating the need for multiple remote controls and input selections.



ARC (Audio Return Channel) allows the audio from broadcast TV channels to be digitally returned via a single HDMI cable through the stereo system speakers. Benefits include stereo level sound quality and crisp, clear sound with all digital connectivity. When used with the JControl app on iOS and Android smart devices, ARC can be disabled to allow for simultaneous use of the TV and stereo.



CONSTRUCTION /// KEY FEATURES



EXCLUSIVE KEY-SHIELD PAINT TECHNOLOGY

Fuzion front cap is painted with our Exclusive Key-Shield paint technology.



EXTREME TESTING

At Fuzion we test all new models to make sure they are going to perform in any condition.



EXCLUSIVE FUZION SUPER STORAGE

Fuzion is the only toy hauler that keeps your belongings in mind with the Fuzion Super Storage. The Super Storage capitalizes on space like never seen before.



HEAR AND SEE THE DIFFERENCE WITH JENSEN ENT. PACKAGE W/ J CONTROL



JENSEN now offers app control technology with the JControl app. Control these primary functions of the JENSEN entertainment system directly from any Bluetooth-enabled mobile device:

- Power
- Volume and mute
- Radio station selection, recall, & store
- DVD/CD player control
- Bluetooth streaming audio
- Source selection
- Smartphone charging and control via USB
- Speaker zone selection (AVR)
- Audio menu: bass, treble, balance, fader and equalizer
- Display track, artist and CD info
- Clock, alarm and sleep timer

Feature functions may vary based on device operating system and version.



JENSEN
16-in. 13-wk. home theater style source unit with all digital connectivity, including Apple® iPod connectivity (iPhone/iPad), also features multi-power AM/FM tuner, selectable line audio output, digital audio input and remote control. Dimensions: 17" W x 3.5" H x 21" D



ARC (Audio Return Channel) allows the audio from broadcast TV channels to be digitally returned via a single HDMI cable through the stereo system speakers. Benefits include stereo level sound quality and crisp, clear sound with all-digital connectivity. When used with the JControl app on iOS and Android smart devices, ARC can be disabled to allow for simultaneous use of the TV and stereo.





FUZION BLIZZARD PACKAGE

Fuzion's Blizzard Package offers the best in the industry when it comes to high tech insulation. Don't be fooled by advertisements which claim "Tested to Zero Degrees". Ever ask them if it passed or failed?

R-31 RADIANT FOIL TECHNOLOGY (RFT)

This insulation is used in the floor, wrapped around all of the holding tanks, used in the ceiling and wrapped around the front of the unit under the cap and in the goose-neck floor resulting in an R-factor of 24 under the bedroom.

HEAT PADS FOR HOLDING TANKS

You will not have to resort to running your furnace to keep your tanks warm from the elements, our holding tank heat pads are specifically designed for your Fuzion holding tanks.

DUCTED GARAGE HEATING

To enhance the RFT's ability to maintain temperatures, we duct heat into the garage and the pass through compartment. This process exceeds most of the competition who claim the compartments are heated while it is only a heat duct passing through without a register delivering hot air!

VENTED ATTIC

Fuzion also installs two attic vents helping to eliminate the possibility of condensation build up in the roof insulation.

6 POINT HYDRAULIC AUTO LEVELING SYSTEM

This system has the strength to lift 60,000 lb. off the ground-need to change a tire? No problem! Most importantly though, is the ease of use. One touch and the coach levels itself.

Hitch memory remembers the point at which you unhook from the truck so when it comes time to hitch back up-press a button and you are back at that height! Other brands use an electric system which is slower, weaker, and you have to pull the pins on all 6 legs to get them to drop!



MAKE A DIFFERENCE WITH OPTIONAL FULL BODY PAINT

**THREE COLOR
OPTIONS**



1

FUZION BLUE

2

FUZION RED

3

FUZION GOLD



FUZION BLIZZARD PACKAGE

Fuzion's Blizzard Package offers the best in the industry when it comes to high tech insulation. Don't be fooled by advertisements which claim "Tested to Zero Degrees". Ever ask them if it passed or failed?

R-31 RADIANT FOIL TECHNOLOGY (RFT)

This insulation is used in the floor, wrapped around all of the holding tanks, used in the ceiling and wrapped around the front of the unit under the cap and in the goose-neck floor resulting in an R-factor of 24 under the bedroom.

HEAT PADS FOR HOLDING TANKS

You will not have to resort to running your furnace to keep your tanks warm from the elements, our holding tank heat pads are specifically designed for your Fuzion holding tanks.

DUCTED GARAGE HEATING

To enhance the RFT's ability to maintain temperatures, we duct heat into the garage and the pass through compartment. This process exceeds most of the competition who claim the compartments are heated while it is only a heat duct passing through without a register delivering hot air!

VENTED ATTIC

Fuzion also installs two attic vents helping to eliminate the possibility of condensation build up in the roof insulation.

6 POINT HYDRAULIC AUTO LEVELING SYSTEM

This system has the strength to lift 60,000 lb. off the ground-need to change a tire? No problem! Most importantly though, is the ease of use. One touch and the coach levels itself.

Hitch memory remembers the point at which you unhook from the truck so when it comes time to hitch back up-press a button and you are back at that height! Other brands use an electric system which is slower, weaker, and you have to pull the pins on all 6 legs to get them to drop!

NEW

**MAKE A DIFFERENCE WITH OPTIONAL
FULL BODY PAINT**

**THREE COLOR
OPTIONS**



1

FUZION BLUE

2

FUZION RED

3

FUZION GOLD

FUZION OMNI-CHILL

WITH X3 TECHNOLOGY



3/4 TON AC SYSTEM

A DIFFERENCE YOU CAN FEEL



TUF-LOK THERMOPLASTIC COUPLERS FORM A PERMANENT, CRUSH-RESISTANT SEAL IN YOUR RV'S AIR-CONDITIONING DUCT

- Securely joins ductwork and air-conditioning units
- Crush-resistant design won't pull apart due to rough roads, heat and stress
- Drastically reduces chilled-air leakage to boost cooling efficiency and comfort

50% MORE COOLING POWER THAN ANY COMPETITOR



Circulates Air Evenly Throughout the Camper



No Hot Spots



No Fumes From Garage Due to Vapor Wall



No "Dead End" Duct to Trap Air



- 3/4 TON RESIDENTIAL A/C, EQUIVALENT TO 16200 BTU'S
- MOST ENERGY EFFICIENT, HIGHEST PERFORMING SYSTEM AVAILABLE
- RESIDENTIAL STYLE SYSTEM ACHIEVES 15% GREATER AIRFLOW
- NO DUCT WORK FEEDING TO GARAGE LIKE IN COMPETITORS

- RUN UP TO 3 A/C'S ON A 50-AMP SERVICE OR 2 A/C'S ON A 30-AMP SERVICE W/ POWER TO SPARE
- STAND ALONE GARAGE A/C CREATING THE ONLY 100% VAPOR FREE BARRIER

FUZION

FUZION OMNI CHILL

WITH X3 TECHNOLOGY



3/4 TON AC SYSTEM

A DIFFERENCE YOU CAN FEEL



TUF-LOK THERMOPLASTIC COUPLERS FORM A PERMANENT, CRUSH-RESISTANT SEAL IN YOUR RV'S AIR-CONDITIONING DUCT

- Securely joins ductwork and air-conditioning units
- Crush-resistant design won't pull apart due to rough roads, heat and stress
- Drastically reduces chilled-air leakage to boost cooling efficiency and comfort

50% MORE COOLING POWER THAN ANY COMPETITOR

Circulates Air Evenly Throughout the Camper

No Hot Spots

No Fumes From Garage Due to Vapor Wall

No "Dead End" Duct to Trap Air



- 3/4 TON RESIDENTIAL A/C, EQUIVALENT TO 16200 BTU'S
- MOST ENERGY EFFICIENT, HIGHEST PERFORMING SYSTEM AVAILABLE
- RESIDENTIAL STYLE SYSTEM ACHIEVES 15% GREATER AIRFLOW
- NO DUCT WORK FEEDING TO GARAGE LIKE IN COMPETITORS

- RUN UP TO 3 A/C'S ON A 50-AMP SERVICE OR 2 A/C'S ON A 30-AMP SERVICE W/ POWER TO SPARE
- STAND ALONE GARAGE A/C CREATING THE ONLY 100% VAPOR FREE BARRIER

FUZION

INTERIOR

- PREMIUM BLUETOOTH COMPATIBLE STEREO WITH CD/DVD PLAYER, FLAT PANEL LED HDTV, SOUND BAR, 2 ALL WEATHER EXTERIOR SPEAKERS, A & B INDOOR/OUTDOOR SPEAKER SWITCH, 3 WAY SPEAKERS
- OMNICHILL A/C W/ THERMO-PLASTIC SYSTEM COUPLINGS
- INSULATED A/C DUCTWORK
- 30" RESIDENTIAL CONVECTION MICROWAVE
- 3 BURNER RANGE TOP
- RECESSED OVEN WITH GLASS TOP
- 18 CU. FT. REFRIGERATOR
- PROFESSIONAL BOTTLE OPENER
- SOLID SURFACE KITCHEN SINK COVERS
- RESIDENTIAL CABINET HARDWARE
- ROLLER SHADES
- NIGHT SHADES
- SOLID WOOD DRAWER FRAMES
- 80LB. RATED FULL-EXTENSION BALL BEARING DRAWER GUIDES
- RECESSED LED PUCK LIGHTING THROUGHOUT
- RESIDENTIAL FURNITURE W/ HEATED SEATS, LED LIGHTS, MASSAGE & 110/USB PORTS
- STAINLESS STEEL APPLIANCES
- FUZION SKY-DOME INTERIOR SKYLIGHT
- 30" WIDE RADIUS ENTRY DOOR WITH SCREEN
- MULTIPLE CABLE TV CONNECTIONS
- SATELLITE PREP (BEDROOM, LIVING ROOM, GARAGE)
- TV ANTENNA WITH POWER BOOSTER
- 60" X 80" RESIDENTIAL SIZE QUEEN BED
- UNDERBED STORAGE
- RESIDENTIAL ONE PIECE FIBERGLASS SHOWER W/ SEAT
- FIREPLACE W/ SURROUND
- RESIDENTIAL, ADJUSTABLE, HAND-HELD MASSAGING SHOWER FIXTURE
- SKYLIGHT OVER SHOWER
- PORCELAIN TOILET WITH FOOT FLUSH
- POWER EXHAUST FAN IN COMMODE ROOM
- MIRROR MEDICINE CABINET
- STEEL LOFT BUNK LADDER
- 40" X 80" RESIDENTIAL SIZE LOFT MATTRESS
- LPG DETECTOR
- CARBON MONOXIDE DETECTOR
- FIRE EXTINGUISHER
- 6FI DUPLEX RECEPTACLES

EXTERIOR

- PAINTED FRONT CAP W/ KEY-SHIELD TECHNOLOGY
- AERODYNAMIC FIBERGLASS FRONT CAP WITH LIGHTS AND IMPROVED TURNING RADIUS
- 5500 WATT GENERATOR W/ 30 GALLON FUEL TANK
- 30 GALLON AUXILIARY FUEL STATION
- 6PT. HYDRAULIC LEVEL-UP SYSTEM
- MOR/RVDE CRE3000 SUSPENSION
- ATTIC VENTS
- STEP LIGHT
- LED SECURITY LIGHTS
- LED CARGO RAMP LOADING LIGHTS
- COMPARTMENT LIGHTS
- LED TAIL/BRAKE LIGHTS
- FRAMELESS TINTED SAFETY GLASS WINDOWS

- CRANK DOWN SPARE TIRE AND CARRIER
- COLLAPSIBLE ROOF LADDER
- DUAL FOLDING ENTRY ASSIST HANDLES WITH PADDING
- DUAL POWER AWNING W/ LED LIGHTING
- LP QUICK CONNECT

GARAGE

- DOUBLE ELECTRIC BEDS WITH DUAL OPPOSING SOFAS
- RESIDENTIAL GLASS PASS THROUGH DOOR
- WASHER/DRYER PREP
- UPGRADED SIDEWALL PROTECTION
- METAL RAM AIR VENTS (2)
- 8' RAMP DOOR
- GAS/OIL RESISTANT TUFF-PLY FLOORING
- DUCTED A/C, DUCTED HEAT
- FUEL STATION WITH 12V PUMP, DUAL 30 GALLON FUEL TANKS, AND STATIC LINE
- CABLE TV JACK
- NIGHT SHADES

EQUIPMENT

- IN-COMMAND CONTROL SYSTEM
- 7,000 LB. DEXTER EZ LUBE AXLES
- FLIPPED AXLES
- ELECTRIC 12" X 2" BRAKES ON EVERY WHEEL
- 16" ALUMINUM WHEELS
- 16" LOAD RANGE "G" RADIAL TIRES
- 12 GALLON GAS / ELECTRIC WATER HEATER WITH DIRECT SPARK IGNITION
- LOW-RISE ALUMINUM ENTRANCE STEP
- 50 AMP SERVICE WITH DETACHABLE MARINE POWER CORD
- 90 AMP CONVERTER
- 12 VOLT DISCONNECT
- WATER HEATER BY-PASS
- BLACK TANK FLUSH
- ENCLOSED TERMINATION VALVES
- OUTSIDE SHOWER WITH HOT AND COLD WATER
- GENERATOR PREP WITH START / STOP SWITCH, HOUR METER AND FUEL GAUGE
- 35,000 BTU FURNACE
- HEATED, INSULATED, ENCLOSED HOLDING TANKS
- MOR/RVDE SECURE STEP

OPTIONS

- FAST TRACK 2.0 PATIO SYSTEM WITH AWNING & PATIO STEP
- SLIDING REAR PATIO DOOR
- DUAL PANE FRAMELESS WINDOWS
- KING BED SUITE GLIDE-A-BED SYSTEM
- FULL BODY PAINT

INTERIOR

- PREMIUM BLUETOOTH COMPATIBLE STEREO WITH CD/DVD PLAYER, FLAT PANEL LED HDTV, SOUND BAR, 2 ALL WEATHER EXTERIOR SPEAKERS, A & B INDOOR/OUTDOOR SPEAKER SWITCH, 3 WAY SPEAKERS
- OMNICHILL A/C W/ THERMO-PLASTIC SYSTEM COUPLINGS
- INSULATED A/C DUCTWORK
- 30" RESIDENTIAL CONVECTION MICROWAVE
- 3 BURNER RANGE TOP
- RECESSED OVEN WITH GLASS TOP
- 18 CU. FT. REFRIGERATOR
- PROFESSIONAL BOTTLE OPENER
- SOLID SURFACE KITCHEN SINK COVERS
- RESIDENTIAL CABINET HARDWARE
- ROLLER SHADES
- NIGHT SHADES
- SOLID WOOD DRAWER FRAMES
- 80LB. RATED FULL-EXTENSION BALL BEARING DRAWER GUIDES
- RECESSED LED PUCK LIGHTING THROUGHOUT
- RESIDENTIAL FURNITURE W/ HEATED SEATS, LED LIGHTS, MASSAGE & 110/USB PORTS
- STAINLESS STEEL APPLIANCES
- FUZION SKY-DOME INTERIOR SKYLIGHT
- 30" WIDE RADIUS ENTRY DOOR WITH SCREEN
- MULTIPLE CABLE TV CONNECTIONS
- SATELLITE PREP (BEDROOM, LIVING ROOM, GARAGE)
- TV ANTENNA WITH POWER BOOSTER
- 60" X 80" RESIDENTIAL SIZE QUEEN BED
- UNDERBED STORAGE
- RESIDENTIAL ONE PIECE FIBERGLASS SHOWER W/SEAT
- FIREPLACE W/SURROUND
- RESIDENTIAL, ADJUSTABLE, HAND-HELD MASSAGING SHOWER FIXTURE
- SKYLIGHT OVER SHOWER
- PORCELAIN TOILET WITH FOOT FLUSH
- POWER EXHAUST FAN IN COMMODE ROOM
- MIRRORING MEDICINE CABINET
- STEEL LOFT BUNK LADDER
- 40" X 80" RESIDENTIAL SIZE LOFT MATTRESS
- LPG DETECTOR
- CARBON MONOXIDE DETECTOR
- FIRE EXTINGUISHER
- GFI DUPLEX RECEPTACLES

EXTERIOR

- PAINTED FRONT CAP W/ KEY-SHIELD TECHNOLOGY
- AERODYNAMIC FIBERGLASS FRONT CAP WITH LIGHTS AND IMPROVED TURNING RADIUS
- 5500 WATT GENERATOR W/ 30 GALLON FUEL TANK
- 30 GALLON AUXILIARY FUEL STATION
- 6PT. HYDRAULIC LEVEL-UP SYSTEM
- MOR/RVDE CRE3000 SUSPENSION
- ATTIC VENTS
- STEP LIGHT
- LED SECURITY LIGHTS
- LED CARGO RAMP LOADING LIGHTS
- COMPARTMENT LIGHTS
- LED TAIL/BRAKE LIGHTS
- FRAMELESS TINTED SAFETY GLASS WINDOWS

- CRANK DOWN SPARE TIRE AND CARRIER
- COLLAPSIBLE ROOF LADDER
- DUAL FOLDING ENTRY ASSIST HANDLES WITH PADDING
- DUAL POWER AWNING W/LED LIGHTING
- LP QUICK CONNECT

GARAGE

- DOUBLE ELECTRIC BEDS WITH DUAL OPPOSING SOFAS
- RESIDENTIAL GLASS PASS THROUGH DOOR
- WASHER/DRYER PREP
- UPGRADED SIDEWALL PROTECTION
- METAL RAM AIR VENTS (2)
- 8' RAMP DOOR
- GAS/OIL RESISTANT TUFF-PLY FLOORING
- DUCTED A/C, DUCTED HEAT
- FUEL STATION WITH 12V PUMP, DUAL 30 GALLON FUEL TANKS, AND STATIC LINE
- CABLE TV JACK
- NIGHT SHADES

EQUIPMENT

- IN-COMMAND CONTROL SYSTEM
- 7,000 LB. DEXTER EZ LUBE AXLES
- FLIPPED AXLES
- ELECTRIC 12" X 2" BRAKES ON EVERY WHEEL
- 16" ALUMINUM WHEELS
- 16" LOAD RANGE "G" RADIAL TIRES
- 12 GALLON GAS / ELECTRIC WATER HEATER WITH DIRECT SPARK IGNITION
- LOW-RISE ALUMINUM ENTRANCE STEP
- 50 AMP SERVICE WITH DETACHABLE MARINE POWER CORD
- 90 AMP CONVERTER
- 12 VOLT DISCONNECT
- WATER HEATER BY-PASS
- BLACK TANK FLUSH
- ENCLOSED TERMINATION VALVES
- OUTSIDE SHOWER WITH HOT AND COLD WATER
- GENERATOR PREP WITH START / STOP SWITCH, HOUR METER AND FUEL GAUGE
- 35,000 BTU FURNACE
- HEATED, INSULATED, ENCLOSED HOLDING TANKS
- MOR/RVDE SECURE STEP

OPTIONS

- FAST TRACK 2.0 PATIO SYSTEM WITH AWNING & PATIO STEP
- SLIDING REAR PATIO DOOR
- DUAL PANE FRAMELESS WINDOWS
- KING BED SUITE GLIDE-A-BED SYSTEM
- FULL BODY PAINT

FUZION

INNOVATION THAT STARTS WITH A SOLID FOUNDATION

FUZION SETS THE STANDARD IN TOY HAULER CONSTRUCTION. NO OTHER BRAND CAN OFFER YOU THIS SOLID FOUNDATION

- 01 EXCLUSIVE COLOR CODED WIRING
- 02 RESIDENTIAL HEAT-DUCT SYSTEM
- 03 SUPERCHARGED A/C COOLING SYSTEM
- 04 6 LAYERS OF CAP PROTECTION
- 05 TRUE-FIT SLIDE TECHNOLOGY
- 06 MOR/RIDE CRE 3000 SUSPENSION
- 07 4 STAGE QUALITY CONTROL PROCESS
- 08 EXCLUSIVE ADJUST-A-TRACK SYSTEM
- 09 FAST TRACK PATIO SYSTEM 2.0
- 10 INDUSTRY'S BEST 3 YEAR WARRANTY

01 WIRED FOR PERFORMANCE



THE ONLY TOWABLE MANUFACTURER TO INCORPORATE COLOR-CODED AND NUMBERED ELECTRICAL WIRING ON ALL PRODUCTS

- Creates a clean, well organized wiring layout
- Makes it easy to trace electrical circuits and saves troubleshooting time

02 IN-FLOOR RESIDENTIAL HEAT-DUCTS



RESIDENTIAL IN-FLOOR HEAT-DUCT SYSTEM JUST LIKE IN YOUR HOME

- A. In-floor, hot air vents spaced for greatest comfort, distributes heat evenly and warms the floor
- B. Competitors heat vent locations are determined by cabinets, causing hot and cold spots. Hot air is supplied through restrictive hoses.

03 SUPERCHARGED A/C COOLING



TUF-LOK THERMOPLASTIC COUPLERS FORM A PERMANENT, CRUSH-RESISTANT SEAL IN YOUR AIR-CONDITIONING DUCT

- A. Securely joins ductwork and air-conditioning units, crush-resistant design won't pull apart due to rough roads, heat and stress
- B. Drastically reduces chilled-air leaks to boost cooling efficiency and comfort
- C. Circular racetrack style ducting improves performance over competitors that use "Figure 8" style that causes additional resistance and turbulence.

04 6 LAYERS OF PROTECTION



FUZION CAPS ARE FULLY PAINTED AND CLEAR-COATED IN OUR IN-HOUSE STATE OF THE ART PAINT FACILITY

- Backed by 3 year fade and chalk limited warranty
- With optional Full Body Paint, KeyGuard chip and rock protection is applied to the lower front area

MOST RELIABLE PRODUCTS IN THE INDUSTRY / QUALITY, PROCESS DRIVEN MANUFACTURING / CONSUMER FOCUSED PRODU

FUZION

INNOVATION THAT STARTS WITH A SOLID FOUNDATION

FUZION SETS THE STANDARD IN TOY HAULER CONSTRUCTION. NO OTHER BRAND CAN OFFER YOU THIS SOLID FOUNDATION

- 01 EXCLUSIVE COLOR CODED WIRING
- 02 RESIDENTIAL HEAT-DUCT SYSTEM
- 03 SUPERCHARGED A/C COOLING SYSTEM
- 04 6 LAYERS OF CAP PROTECTION
- 05 TRUE-FIT SLIDE TECHNOLOGY
- 06 MOR/RYPDE CRE 3000 SUSPENSION
- 07 4 STAGE QUALITY CONTROL PROCESS
- 08 EXCLUSIVE ADJUST-A-TRACK SYSTEM
- 09 FAST TRACK PATIO SYSTEM 2.0
- 10 INDUSTRY'S BEST 3 YEAR WARRANTY

02 IN-FLOOR RESIDENTIAL HEAT-DUCTS



RESIDENTIAL IN-FLOOR HEAT-DUCT SYSTEM JUST LIKE IN YOUR HOME

- A. In-floor, hot air vents spaced for greatest comfort, distributes heat evenly and warms the floor
- B. Competitors heat vent locations are determined by cabinets, causing hot and cold spots. Hot air is supplied through restrictive hoses.

03 SUPERCHARGED A/C COOLING



TUF-LOK THERMOPLASTIC COUPLERS FORM A PERMANENT, CRUSH-RESISTANT SEAL IN YOUR AIR-CONDITIONING DUCT

- A. Securely joins ductwork and air-conditioning units, crush-resistant design won't pull apart due to rough roads, heat and stress
- B. Drastically reduces chilled-air leaks to boost cooling efficiency and comfort
- C. Circular racetrack style ducting improves performance over competitors that use "figure 8" style that causes additional resistance and turbulence.

01 WIRED FOR PERFORMANCE



THE ONLY TOWABLE MANUFACTURER TO INCORPORATE COLOR-CODED AND NUMBERED ELECTRICAL WIRING ON ALL PRODUCTS

- Creates a clean, well organized wiring layout
- Makes it easy to trace electrical circuits and saves troubleshooting time

04 6 LAYERS OF PROTECTION



FUZION CAPS ARE FULLY PAINTED AND CLEAR-COATED IN OUR IN-HOUSE STATE OF THE ART PAINT FACILITY

- Backed by 3-year fade and chalk limited warranty
- With optional Full Body Paint, KeyGuard chip and rock protection is applied to the lower front area

MOST RELIABLE PRODUCTS IN THE INDUSTRY / QUALITY, PROCESS DRIVEN MANUFACTURING / CONSUMER FOCUSED PRODU

05 TRUE-FIT SLIDE TECHNOLOGY



TRUE-FIT FIVE-POINT SLIDE ROOM CONSTRUCTION BACKED BY THE INDUSTRY'S-BEST 3-YEAR LIMITED STRUCTURAL WARRANTY

- Rain channels direct rain away from the slide openings
- Exterior bulb-seals in a locking track stay secure through extreme heat and cold
- Composite slide-room "glide" bar enables the room to move with no binding
- Reinforced roof, walls and floor
- Beefed-up aluminum header above slide room for greater strength

06 MOR/RYDE CRE 3000 SUSPENSION



MOR/RYDE CRE 3000 SUSPENSION

- The MOR/Ryde™ CRE 3000 Suspension increases dynamic axle travel by up to 3 inches!
- Increased travel means smoother towing, improved towability and better protection from damaging road shock.

07 BEST-IN-INDUSTRY 4 STAGE QUALITY PROCESS



08 ADJUST-A-TRACK SYSTEM



EXCLUSIVE FUZION ADJUST-A-TRACK FRAME WELDED TIE DOWN SYSTEM

- Fuzion's Adjust-A-Track is the most rugged, toughest tie-down you can find in any toy hauler. Welded into the frame, each tie down can support 5000 pounds.
- Because your toys are important, be sure your new toy hauler is a Fuzion with the Adjust-A-Track.

09 FAST TRACK PATIO SYSTEM 2.0



FUZION FAST TRACK PATIO SYSTEM 2.0

- Fuzion's exclusive Fast Track Patio System makes it easy to set up your toy hauler patio in under 1 minute. Because the patio rails are not attached to the ramp, the door is lighter and easier to open and close. Plus, unloading your toys is now so simple.
- By not attaching the patio to the ramp door, this makes the ramp door approximately 60 pounds lighter and much easier to open and close than the patios with the old fashioned systems.
- The lightweight skid-resistant steps attach to the patio in just seconds. They are formed from aluminum and include a collapsible grab handle for extra security.

10 INDUSTRY'S BEST 3 YEAR WARRANTY



INDUSTRY'S BEST 3 YEAR LIMITED STRUCTURAL WARRANTY

- The limited structural warranty covers your rv for a period of three (3) years from the date of purchase by the original owner. (SEE WARRANTY SHEET FOR COMPLETE DETAILS)



05 TRUE-FIT SLIDE TECHNOLOGY



TRU-FIT FIVE-POINT SLIDE ROOM CONSTRUCTION BACKED BY THE INDUSTRY'S-BEST 3-YEAR LIMITED STRUCTURAL WARRANTY

- Rain channels direct rain away from the slide openings
- Exterior bulb-seals in a locking track stay secure through extreme heat and cold
- Composite slide-room "glide" bar enables the room to move with no binding
- Reinforced roof walls and floor
- Beefed-up aluminum header above slide room for greater strength

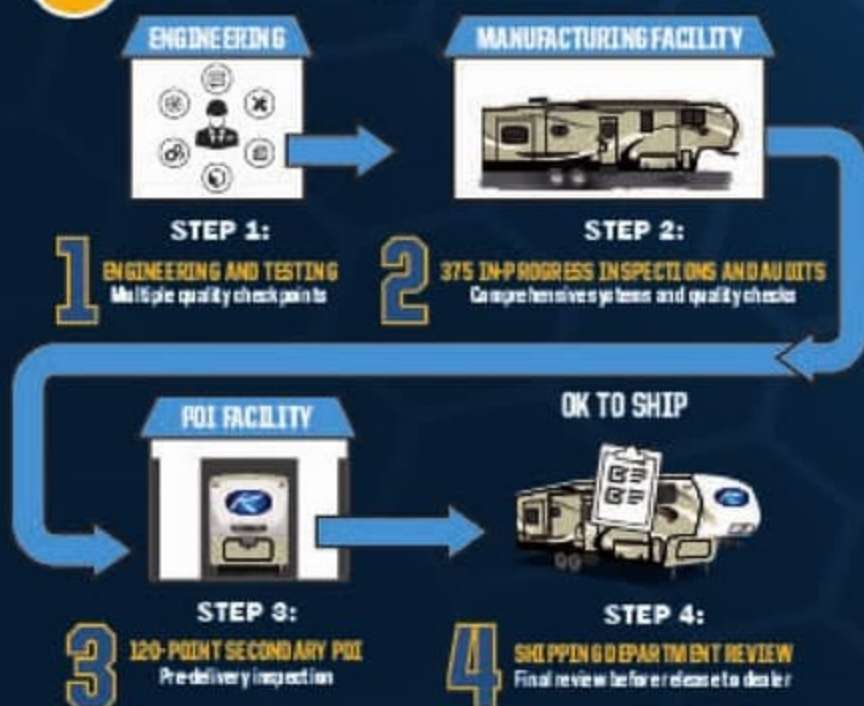
06 MOR/RYPDE CRE 3000 SUSPENSION



MOR/RYPDE CRE 3000 SUSPENSION

- The MOR/RYPDE™ CRE 3000 Suspension increases dynamic axle travel by up to 3 inches!
- Increased travel means smoother towing, improved towability and better protection from damaging road shock.

07 BEST-IN-INDUSTRY 4 STAGE QUALITY PROCESS



08 ADJUST-A-TRACK SYSTEM



EXCLUSIVE FUZION ADJUST-A-TRACK FRAME WELDED TIE DOWN SYSTEM

- Fuzion's Adjust-A-Track is the most rugged, toughest tie-down you can find in any toy hauler. Welded into the frame, each tie down can support 50 00 pounds.
- Because your toys are important, be sure your new toy hauler is a Fuzion with the Adjust-A-Track.

09 FAST TRACK PATIO SYSTEM 2.0



FUZION FAST TRACK PATIO SYSTEM 2.0

- Fuzion's exclusive Fast Track Patio System makes it easy to set up your toy hauler patio in under 1 minute. Because the patio rails are not attached to the ramp, the door is lighter and easier to open and close. Plus, unloading your toys is now so simple.
- By not attaching the patio to the ramp door, this makes the ramp door approximately 60 pounds lighter and much easier to open and close than the patios with the old fashioned systems.
- The lightweight skid-resistant steps attach to the patio in just seconds. They are formed from aluminum and include a collapsible grab handle for extra security.

10 INDUSTRY'S BEST 3 YEAR WARRANTY



INDUSTRY'S BEST 3 YEAR LIMITED STRUCTURAL WARRANTY

- The limited structural warranty covers your rv for a period of three (3) years from the date of purchase by the original owner. (SEE WARRANTY SHEET FOR COMPLETE DETAILS)





WHO WE ARE

COMPANY INVOLVEMENT IN THE COMMUNITY



KEYSTONE IS A COMPANY WIDE PARTICIPANT IN THE UNITED WAY CAMPAIGN TO

EDUCATE & EMPOWERING OUR YOUTH

2016

MAKE-A-WISH PARTICIPANT



Big Brothers Big Sisters

HOST THE BIG BROTHERS & BIG SISTERS PROGRAM FOR AN ANNUAL CAMP OUTING

SUPPORTS CAPS FAMILIES
**HAPPY KIDS
HEALTHY FAMILIES**



CUSTOMER SERVICE

**KEY EXPRESS
24/7 "REAL-TIME"**



WEB BASED CUSTOMER SERVICE MANAGEMENT SYSTEM
FOR PARTS & SERVICE
CONNECTING DEALERS
DIRECTLY TO THE
KEYSTONE TEAM

VISUAL PARTS CATALOG
WITH OVER

84,000
PHOTOS

ORDERS FILLED AT A

98%

ACCURACY RATE

80%

OF ORDERS SHIP
WITHIN 48 HOURS

**REAL PEOPLE
WITH REAL
CREDENTIALS**



RVDA RVIA

(MORE THAN 40 RVIA/RVDA "REGISTERED",
"CERTIFIED" OR "MASTER CERTIFIED"
TECHNICIANS ON STAFF) ANSWER

98%

OF CUSTOMER CALLS

**ONE-STOP SHOP
FOR WARRANTY CLAIM
SUBMISSION**



KEYSTONE WILL
PAY YOUR CLAIMS
AND GET
REPAYMENT
FROM VARIOUS
VENDORS

AWARDS / ACCOLADES - THE MOST AWARDED RV COMPANY

WINNER OF 110 DSI
QUALITY CIRCLE AWARDS
KEYSTONE BRANDS HAVE EARNED
110 RVDA QUALITY CIRCLE AWARDS SINCE 2007



**TRAILER LIFE
GOLD/SILVER AWARDED
2013 - 2017
FOR TRAVEL TRAILERS,
FIFTH WHEELS & TOY HAULERS**

**2016 RV OF THE YEAR
MONTANA**



PUBLISHED IN ALL THE MAJOR RV
PUBLICATIONS ON AN
ANNUAL BASIS



WWW.KEYSTONERV.COM
574.535.2100 • 2042 HICKBERRY DRIVE
P.O. BOX 29000 • GOSHEN, IN 46527



DISCLAIMER: Product information is as accurate as possible as of the date of publication of this brochure. All features, floor plans, and specifications in this brochure are subject to change without notice. Please also consult Keystone's website at www.keystonerv.com for more current product information and specifications. Tow Vehicle Disclaimer: Owners of Keystone recreational vehicles are solely responsible for the selection and proper use of tow vehicles. All customers should consult with a motor vehicle manufacturer or their dealer concerning the purchase and use of suitable tow vehicles for Keystone products. Keystone disclaims any liability or damages suffered as a result of the selection, operation, use or misuse of a tow vehicle. KEYSTONE'S LIMITED WARRANTY DOES NOT COVER DAMAGE TO THE RECREATIONAL VEHICLE OR THE TOW VEHICLE AS A RESULT OF THE SELECTION, OPERATION, USE OR MISUSE OF THE TOW VEHICLE. REFERENCE KEYSTONE RV COMPANY OWNERS' MANUAL FOR LIMITED WARRANTY DETAILS. *Length is defined as the distance from the centerline of hitch pin/coupler to rear bumper of trailer.

YOUR LOCAL DEALER IS:

Blank space for local dealer information



WHO WE ARE

COMPANY INVOLVEMENT IN THE COMMUNITY



KEYSTONE IS A COMPANY
WIDE PARTICIPANT IN THE
UNITED WAY CAMPAIGN TO

**EDUCATE &
EMPOWERING
OUR YOUTH**

2016

MAKE-A-WISH PARTICIPANT



Big Brothers Big Sisters

HOST THE BIG BROTHERS &
BIG SISTERS PROGRAM FOR
AN ANNUAL CAMPOUTING

SUPPORTS CAPS FAMILIES
**HAPPY KIDS
HEALTHY FAMILIES**



CUSTOMER SERVICE

**KEY EXPRESS
24/7 "REAL-TIME"**



**WEB BASED CUSTOMER
SERVICE MANAGEMENT SYSTEM**
FOR PARTS & SERVICE
CONNECTING DEALERS
DIRECTLY TO THE
KEYSTONE TEAM

VISUAL PARTS CATALOG
WITH OVER

84,000

PHOTOS

ORDERS FILLED AT A

98%

ACCURACY RATE

80%

OF ORDERSHIP
WITHIN 48 HOURS

**REAL PEOPLE
WITH REAL
CREDENTIALS**



RVDA

RVIA

(MORE THAN 40 RVIA/RVDA "REGISTERED",
"CERTIFIED" OR "MASTER CERTIFIED"
TECHNICIANS ON STAFF) ANSWER

98%

OF CUSTOMER CALLS

**ONE-STOP SHOP
FOR WARRANTY CLAIM
SUBMISSION**



KEYSTONE WILL
PAY YOUR CLAIMS
AND GET
REPAYMENT
FROM VARIOUS
VENDORS

AWARDS / ACCOLADES - THE MOST AWARDED RV COMPANY

**WINNER OF 110 DSI
QUALITY CIRCLE AWARDS**
KEYSTONE BRANDS HAVE EARNED
110 RVDA QUALITY CIRCLE AWARDS SINCE 2007



**TRAILER LIFE
GOLD/SILVER AWARDED
2013 - 2017
FOR TRAVEL TRAILERS,
FIFTH WHEELS & TOY HAULERS**

**2016 RV OF THE YEAR
MONTANA**



**PUBLISHED IN ALL THE MAJOR RV
PUBLICATIONS ON AN
ANNUAL BASIS**



WWW.KEYSTONERV.COM
574.535.2100 • 2042 HACKBERRY DRIVE
P.O. BOX 2000 • GOSHEN, IN 46527



DISCLAIMER: Product information is as accurate as possible as of the date of publication of this brochure. All features, floor plans, and specifications in this brochure are subject to change without notice. Please also consult Keystone's web site at www.keystonerv.com for more current product information and specifications. Tow Vehicle Disclaimer: CAUTION: Owners of Keystone recreational vehicles are solely responsible for the selection and proper use of tow vehicles. All customers should consult with a motor vehicle manufacturer or their dealer concerning the purchase and use of suitable tow vehicles for Keystone products. Keystone disclaims any liability or damages suffered as a result of the selection, operation, use or misuse of a tow vehicle. KEYSTONE'S LIMITED WARRANTY DOES NOT COVER DAMAGE TO THE RECREATIONAL VEHICLE OR THE TOW VEHICLE AS A RESULT OF THE SELECTION, OPERATION, USE OR MISUSE OF THE TOW VEHICLE. REFERENCE KEYSTONE RV COMPANY OWNERS MANUAL FOR LIMITED WARRANTY DETAILS. *Length is defined as the distance from the centerline of hitch pin/coupler to rear bumper of trailer.

YOUR LOCAL DEALER IS:

Blank space for listing a local dealer.