

# **SPORTSMEN<sup>®</sup>** *Classic*

**ULTRA LIGHTWEIGHT TRAVEL TRAILERS**




# **SPORTSMEN<sup>®</sup>**

## *Classic*

**ULTRA LIGHTWEIGHT TRAVEL TRAILERS**






## **SPORTSMEN<sup>®</sup>** *Classic*

Wherever you go in a Sportsmen Classic, the conveniences of home go with you. With a full 78 inches of interior height, these family-friendly units feature roomy, comfortable living space complete with amenities such as digital media stereo with Bluetooth technology, 12-volt USB ports, and a Key-Alike system so one key fits all baggage and entry doors.



The large convertible dinette doubles as sleeping quarters with thick high-density foam cushions for comfort, plus under-seat storage for added convenience.

Sportsmen Classic comes in a variety of easy-tow packages made strong by our K-Z Exclusive Tough-Shield exterior, front diamond plate, and Alum-a-Tough<sup>®</sup> roofing backed by a 12-year limited warranty. Off-Road Towing Packages are available with 15-inch mud tires and extra ground clearance to go where the fun is.



130RB

## **SPORTSMEN<sup>®</sup>** *Classic*

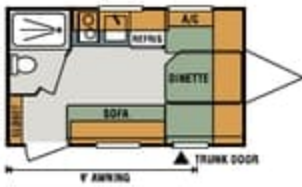
Wherever you go in a Sportsmen Classic, the conveniences of home go with you. With a full 78 inches of interior height, these family-friendly units feature roomy, comfortable living space complete with amenities such as digital media stereo with Bluetooth technology, 12-volt USB ports, and a Key-Alike system so one key fits all baggage and entry doors.



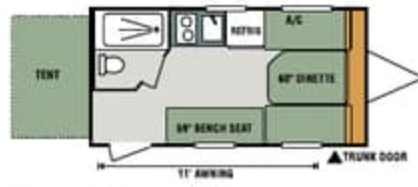
130RB

The large convertible dinette doubles as sleeping quarters with thick high-density foam cushions for comfort, plus under-seat storage for added convenience.

Sportsmen Classic comes in a variety of easy-tow packages made strong by our K-Z Exclusive Tough-Shield exterior, front diamond plate, and Alum-a-Tough<sup>®</sup> roofing backed by a 12-year limited warranty. Off-Road Towing Packages are available with 15-inch mud tires and extra ground clearance to go where the fun is.



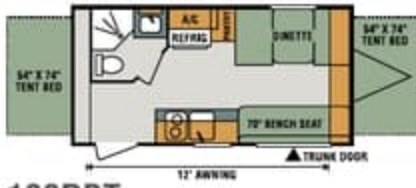
130RB



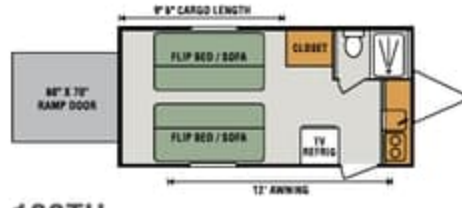
150RBT



160QB



160RBT



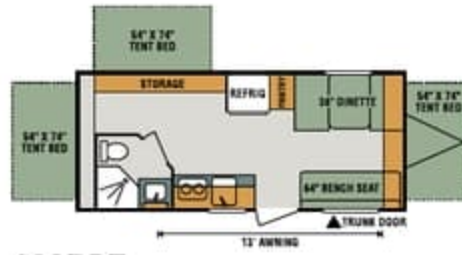
160TH *Toy Hauler*



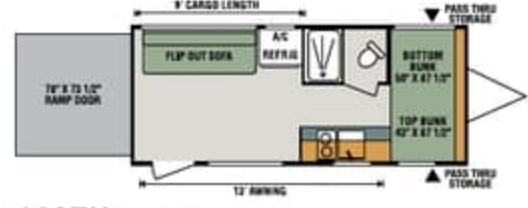
180BH



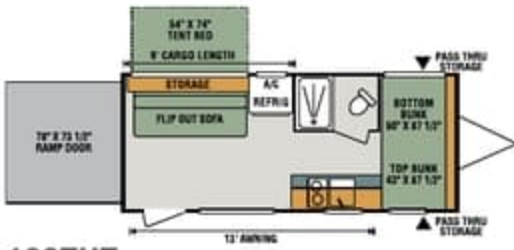
180QB



180RBT



180TH *Toy Hauler*



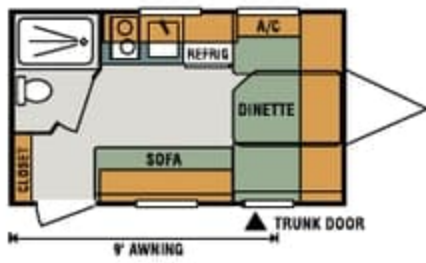
180THT *Toy Hauler*



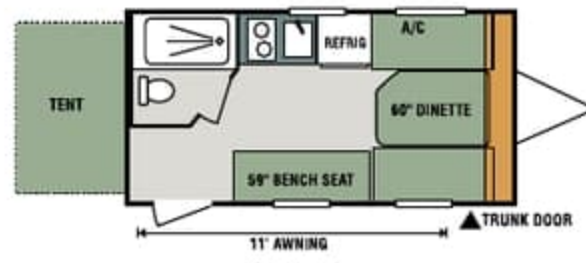
181BH

Travel Trailers	130RB	150RBT	160QB	160RBT	160TH	180BH	180QB	180RBT	180TH	180THT	181BH
UVW (Unloaded Vehicle Weight)*	2,126	2,300	2,740	2,696	2,530	2,623	2,713	3,116	3,210	3,330	2,840
Dry Hitch Weight*	323	320	376	336	400	346	336	426	440	410	370
Dry Axle Weight*	1,803	1,980	2,364	2,360	2,130	2,277	2,377	2,690	2,770	2,920	2,470
NCC (Net Carrying Capacity)	674	500	760	804	1,470	877	787	1,384	1,790	1,670	660
GVWR	2,800	2,800	3,500	3,500	4,000	3,500	3,500	4,500	5,000	5,000	3,500
Interior Height	78"	78"	78"	78"	78"	78"	78"	78"	78"	78"	78"
Exterior Height w/o Roof A/C (unless noted)**	107"	107"	107"	107"	107"	107"	107"	118"	107"	107"	112"
Exterior Width	84"	84"	90"	90"	90"	84"	90"	90"	90"	90"	84"
Exterior Length	15' 10"	17' 2"	21' 10"	18' 10"	19' 4"	20' 6"	21' 10"	21' 3"	21' 7"	21' 7"	20' 6"
Refrigerator (cu. feet)	3	3	4	4	3	4	4	6	4	4	4
Water Heater Cap. (gal. LP w/DSI)	6	6	6	6	6	6	6	6	6	6	6
Fresh Water Cap. (gal.)	20	20	20	20	38	20	20	20	38	38	20
Waste Water Cap. (gal.)	15	15	26	26	5	15	26	26	30	30	15
Gray Water Cap. (gal.)	15	15	32	32	26	15	32	32	32	32	15
LP Gas Cap. (lbs.)	20	20	20	20	20	20	20	20	20	20	20
Furnace BTUs (1,000s)	20	20	20	20	20	20	20	20	20	20	20
Tire Size	13"	13"	14"	14"	15"	14"	14"	13"	15"	15"	14"
Awning	9'	11'	10'	12'	12'	9'	10'	13'	13'	13'	9'

\*This weight reflects the rolling average unit weight for each model. Your trailer weight will vary according to optional equipment. \*\*This exterior height is with roof A/C.



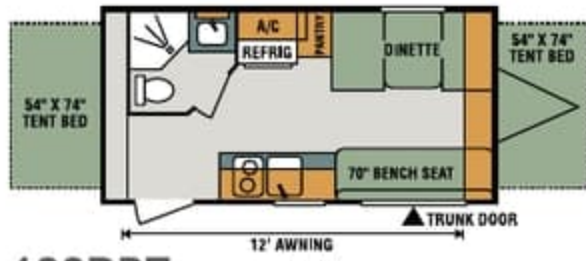
**130RB**



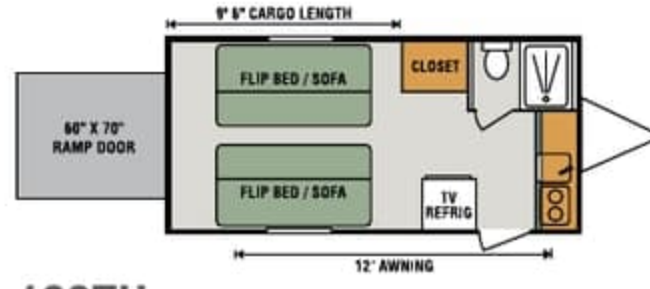
**150RBT**



**160QB**



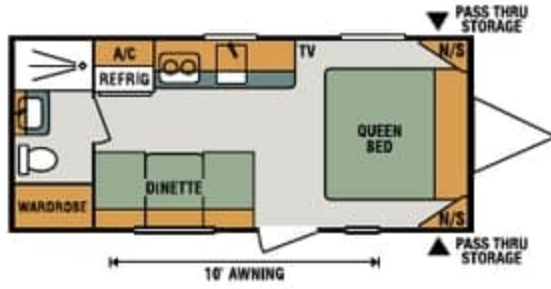
**160RBT**



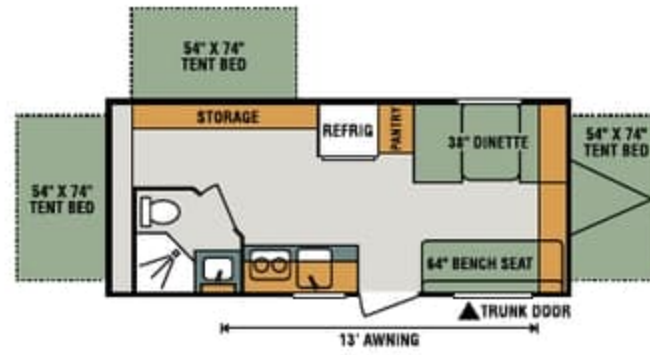
**160TH Toy Hauler**



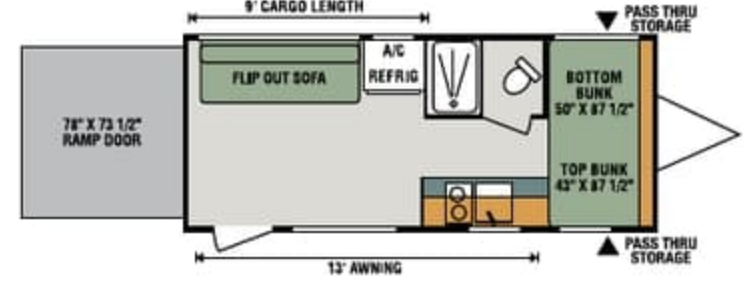
**180BH**



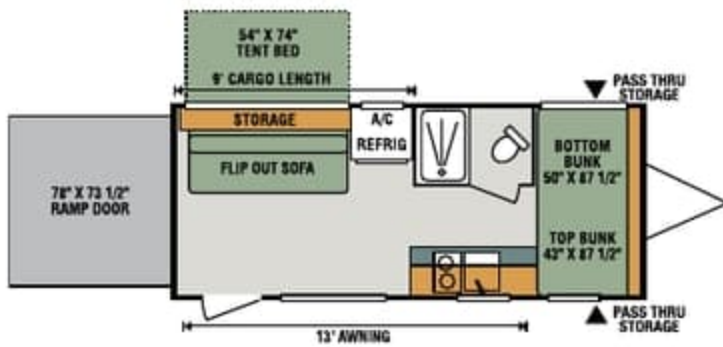
**180QB**



**180RBT**



**180TH Toy Hauler**



**180THT Toy Hauler**



**181BH**

Travel Trailers	130RB	150RBT	160QB	160RBT	160TH	180BH	180QB	180RBT	180TH	180THT	181BH
UVW (Unloaded Vehicle Weight)*	2,126	2,300	2,740	2,696	2,530	2,623	2,713	3,116	3,210	3,330	2,840
Dry Hitch Weight*	323	320	376	336	400	346	336	426	440	410	370
Dry Axle Weight*	1,803	1,980	2,364	2,360	2,130	2,277	2,377	2,690	2,770	2,920	2,470
NCC (Net Carrying Capacity)	674	500	760	804	1,470	877	787	1,384	1,790	1,670	660
GVWR	2,800	2,800	3,500	3,500	4,000	3,500	3,500	4,500	5,000	5,000	3,500
Interior Height	78"	78"	78"	78"	78"	78"	78"	78"	78"	78"	78"
Exterior Height w/o Roof A/C (unless noted)**	107"	107"	107"	107"	107"	107"	107"	118"	107"	107"	112"
Exterior Width	84"	84"	90"	90"	90"	84"	90"	90"	90"	90"	84"
Exterior Length	15' 10"	17' 2"	21' 10"	18' 10"	19' 4"	20' 6"	21' 10"	21' 3"	21' 7"	21' 7"	20' 6"
Refrigerator (cu. feet)	3	3	4	4	3	4	4	6	4	4	4
Water Heater Cap. (gal. LP w/DSI)	6	6	6	6	6	6	6	6	6	6	6
Fresh Water Cap. (gal.)	20	20	20	20	38	20	20	20	38	38	20
Waste Water Cap. (gal.)	15	15	26	26	5	15	26	26	30	30	15
Gray Water Cap. (gal.)	15	15	32	32	26	15	32	32	32	32	15
LP Gas Cap. (lbs.)	20	20	20	20	20	20	20	20	20	20	20
Furnace BTUs (1,000s)	20	20	20	20	20	20	20	20	20	20	20
Tire Size	13"	13"	14"	14"	15"	14"	14"	13"	15"	15"	14"
Awning	9'	11'	10'	12'	12'	9'	10'	13'	13'	13'	9'

\*This weight reflects the rolling average unit weight for each model. Your trailer weight will vary according to optional equipment. \*\*This exterior height is *with roof A/C*.



With eleven floorplans to choose from, there's a model that perfect for your family and travel needs. These totally livable units feature fully functional kitchens and bathrooms with plenty of storage for your personal needs.

### Standards

- K-Z Exclusive Tough Shield .030 Exterior Metal
- R-7 Insulation
- Front Diamond Plate
- Alum-a-Tough® Roofing w/12-Year Limited Warranty
- Tinted Windows
- Radial Tires
- Self-Adjust Electric Brakes
- Rear Bumper w/Sewer Hose Storage
- Digital TV Antenna
- Cable Hookup
- City Water Fill
- 12V Converter w/Charger
- LP Tank
- 2-Burner LP Hot Plate
- Microwave
- LP/Electric Refrigerator
- Single-Bowl Sink
- 6-Gallon LP DSI Water Heater

- Rail-Style Cabinet Doors w/Modern Handles
- Overhead Cabinets
- LED Interior Lights
- Shower & Toilet
- Tank Monitor Panel

### Options

- 13,500 A/C Low Pro (req 180RBT)
- U-Dinette IPO STD Dinette (181BH)
- 6.3 CU FT Refrigerator (req 180RBT & must option roof air) (N/A 130RB, 150RBT)
- 24" TV w/Inside/Outside Bracket (160QB, 180QB, 180TH, 180THT)
- Retractable Screen Wall (toy haulers only)
- Front Window (N/A on toy haulers, 160RBT, 180RBT)
- Wireless Backup Camera System – Observation

### Off-Road Package

- Aluminum Rims w/15" Mud Tires
- Extra Ground Clearance
- Electronically-Controlled Heated Holding Tank
- Double Entry Step (select models)

### K-Z Advantage Package (mandatory option)

- Exterior**
- 5/8" Tongue & Groove Plywood Floor
  - New Front Profile w/78" Interior Walls
  - 8,000 BTU A/C
  - Power Awning w/LED Light Strip
  - Key-Alike Program for Baggage & Entry Doors
  - Aqualon Edge Tent Material
  - Folding Grab Handle
  - Exterior Speakers
  - Spare Tire & Carrier
  - (4) Scissor-Style Stabilizer Jacks
  - Two-Toned Exterior Metal
  - Solar Prep
  - Backup Camera Prep

- Nitrogen-Filled Tires

### Interior

- 20,000 BTU Furnace
- Plywood Bed Base
- Foot-Flush Toilet
- (2) 6 1/2" Interior Speakers
- 12V Dual USB Port
- Digital Media Stereo W/Bluetooth & USB Port

### K-Z Convenience Package (mandatory option)

#### Exterior

- Friction Hinge Entry Door
- Double Entry Steps (select models)
- Omnidirectional HDTV Antenna

#### Interior

- Armstrong® ToughGuard® Linoleum
- Rail-Style Cabinet Doors
- Interior Control Switches on Overhead End Cabinet

Dealer:

**RVIA**



985 N 900 W • Shipshewana, IN 46565  
E-mail [kz@kz-rv.com](mailto:kz@kz-rv.com) • [www.kz-rv.com](http://www.kz-rv.com)

Due to continual research and advances, manufacturer reserves the right to change specifications, design, price and equipment without notice, and assumes no responsibility for any error in this literature. Some items shown are not included as standard or optional equipment. ©2018KZ | 02/01/18 | 30M



With eleven floorplans to choose from, there's a model that perfect for your family and travel needs. These totally livable units feature fully functional kitchens and bathrooms with plenty of storage for your personal needs.

### Standards

- K-Z Exclusive Tough Shield .030 Exterior Metal
- R-7 Insulation
- Front Diamond Plate
- Alum-a-Tough® Roofing w/12-Year Limited Warranty
- Tinted Windows
- Radial Tires
- Self-Adjust Electric Brakes
- Rear Bumper w/Sewer Hose Storage
- Digital TV Antenna
- Cable Hookup
- City Water Fill
- 12V Converter w/Charger
- LP Tank
- 2-Burner LP Hot Plate
- Microwave
- LP/Electric Refrigerator
- Single-Bowl Sink
- 6-Gallon LP DSI Water Heater

- Rail-Style Cabinet Doors w/Modern Handles
- Overhead Cabinets
- LED Interior Lights
- Shower & Toilet
- Tank Monitor Panel

### Options

- 13,500 A/C Low Pro (req 180RBT)
- U-Dinette IPO STD Dinette (181BH)
- 6.3 CU FT Refrigerator (req 180RBT & must option roof air) (N/A 130RB, 150RBT)
- 24" TV w/Inside/Outside Bracket (160QB, 180QB, 180TH, 180THT)
- Retractable Screen Wall (toy haulers only)
- Front Window (N/A on toy haulers, 160RBT, 180RBT)
- Wireless Backup Camera System – Observation

### Off-Road Package

- Aluminum Rims w/15" Mud Tires
- Extra Ground Clearance
- Electronically-Controlled Heated Holding Tank
- Double Entry Step (select models)

### K-Z Advantage Package (mandatory option)

#### Exterior

- 5/8" Tongue & Groove Plywood Floor
- New Front Profile w/78" Interior Walls
- 8,000 BTU A/C
- Power Awning w/LED Light Strip
- Key-Alike Program for Baggage & Entry Doors
- Aqualon Edge Tent Material
- Folding Grab Handle
- Exterior Speakers
- Spare Tire & Carrier
- (4) Scissor-Style Stabilizer Jacks
- Two-Toned Exterior Metal
- Solar Prep
- Backup Camera Prep

- Nitrogen-Filled Tires

#### Interior

- 20,000 BTU Furnace
- Plywood Bed Base
- Foot-Flush Toilet
- (2) 6 ½" Interior Speakers
- 12V Dual USB Port
- Digital Media Stereo W/Bluetooth & USB Port

### K-Z Convenience Package (mandatory option)

#### Exterior

- Friction Hinge Entry Door
- Double Entry Steps (select models)
- Omnidirectional HDTV Antenna

#### Interior

- Armstrong® ToughGuard® Linoleum
- Rail-Style Cabinet Doors
- Interior Control Switches on Overhead End Cabinet

Dealer:

**RVIA**



985 N 900 W • Shipshewana, IN 46565  
E-mail [kz@kz-rv.com](mailto:kz@kz-rv.com) • [www.kz-rv.com](http://www.kz-rv.com)

*Due to continual research and advances, manufacturer reserves the right to change specifications, design, price and equipment without notice, and assumes no responsibility for any error in this literature. Some items shown are not included as standard or optional equipment. ©2018KZ | 02/01/18 | 30M*