

SONIC
LITE
BY VENTURE RV

SONIC
BY VENTURE RV

Ultra-Lite Travel Trailers (with weights starting under 2,500 pounds!)



SONIC ***LITE*** BY VENTURE RV

SONIC BY VENTURE RV

Ultra-Lite Travel Trailers (with weights starting under 2,500 pounds!)





SL150VRK ▲ Latte décor

The Sonic Lite maximizes interior space with innovative features. This unique dinette with fold down Murphy Bed (patent pending) serves a dual purpose, providing convenient dining during the day and comfortable sleeping at night.

Sonic Lite is light on weight, large on living, and generous on versatility. It boasts the same strong construction techniques as its older brother, but offers a single axle frame and weights starting at 2,480 pounds for towing ease.

SONIC
LITE BY VENTURE RV

Even the smallest units are loaded with handsome, convenient features and ample storage. Whichever model you choose, you'll enjoy a fully functional kitchen complete with the appliances you need to prepare family meals.



SL150VRK ▼ Latte décor



SL150VRK ▲ Latte décor

The Sonic Lite maximizes interior space with innovative features. This unique dinette with fold down Murphy Bed (patent pending) serves a dual purpose, providing convenient dining during the day and comfortable sleeping at night.

Sonic Lite is light on weight, large on living, and generous on versatility. It boasts the same strong construction techniques as its older brother, but offers a single axle frame and weights starting at 2,480 pounds for towing ease.

SONIC
LITE BY VENTURE RV

Even the smallest units are loaded with handsome, convenient features and ample storage. Whichever model you choose, you'll enjoy a fully functional kitchen complete with the appliances you need to prepare family meals.



SL150VRK ▼ Latte décor



Sonic and Sonic Lite both offer one-piece seamless fiberglass roof construction.

Seamless roofing prevents potential leaks, as the water runs off the front and back with no extrusions or seams. Avoids leaks around the sidewall seams, windows, doors, compartments and corner seams. Reliable seamless construction equals long-term investment.



SONIC LITE



SL149VML



SL150VRK



SL167VMS



SL168VRB



SL169VBH



Coffee Décor



SL169VDB **NEW**



SL169VRD **NEW**



Latte Décor

Travel Trailers	SL149VML	SL150VRK	SL167VMS	SL168VRB	SL169VBH	SL169VDB	SL169VRD
UVW (Unloaded Vehicle Weight)*	2,745	2,480	2,898	2,950	2,990	3,318	3,376
Dry Hitch Weight*	290	270	350	300	410	369	332
Dry Axle Weight*	2,455	2,210	2,548	2,650	2,570	2,949	3,044
NCC (Net Carrying Capacity)	755	1,020	1,102	1,050	1,010	683	624
GVWR	3,500	3,500	4,000	4,000	4,000	4,000	4,000
Interior Height	82"	82"	82"	82"	82"	82"	82"
Exterior Height with A/C	9' 5"	9' 5"	9' 5"	9' 5"	9' 5"	9' 5"	9' 5"
Exterior Width	90"	90"	90"	90"	90"	90"	90"
Exterior Length	19' 2"	19' 2"	20' 4"	21'	21' 4"	21' 3"	21' 3"
Refrigerator (Cubic Feet)	4.2	4.2	4.2	4.2	4.2	4.2	4.2
Water Heater Capacity (Gal. G/E w/DSI)	6	6	6	6	6	6	6
Fresh Water Capacity (Gallon)	38	38	38	38	38	38	38
Black Water Capacity (Gallon)	30	30	30	30	30	26	30
Gray Water Capacity (Gallon)	41	30	41	30	30	30	30
LP Gas Capacity (Lbs.)	20	20	20	20	20	20	20
Furnace BTUs (1,000s)	16	16	16	16	16	16	16
Tire Size	14"	14"	15"	15"	15"	15"	15"
Awning	11'	11'	11'	11'	11'	11'	12'

*This weight reflects the rolling average unit weight for each model. Your trailer weight will vary according to optional equipment.



Sonic and Sonic Lite both offer one-piece seamless fiberglass roof construction.

Seamless roofing prevents potential leaks, as the water runs off the front and back with no extrusions or seams. Avoids leaks around the sidewall seams, windows, doors, compartments and corner seams. Reliable seamless construction equals long-term investment.



SONIC LITE



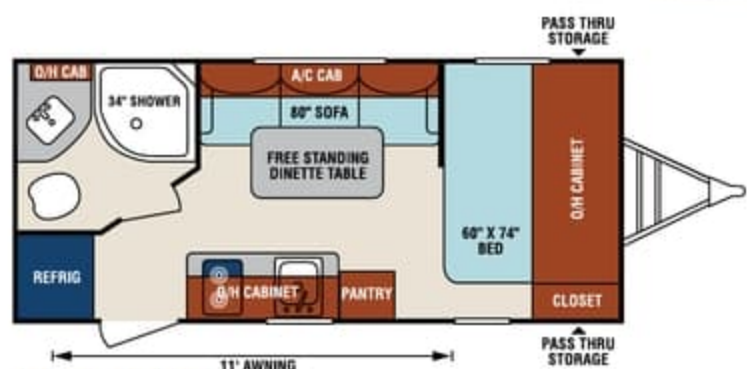
SL149VML



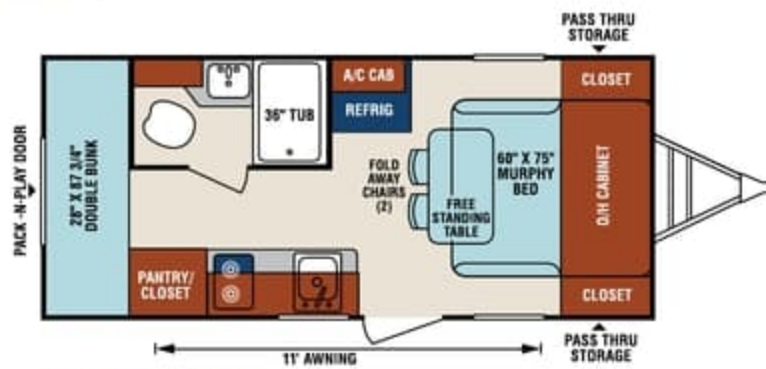
SL150VRK




SL167VMS



SL168VRB



SL169VBH



Coffee Décor



SL169VDB **NEW**



SL169VRD **NEW**



Latte Décor

Travel Trailers	SL149VML	SL150VRK	SL167VMS	SL168VRB	SL169VBH	SL169VDB	SL169VRD
UVW (Unloaded Vehicle Weight)*	2,745	2,480	2,898	2,950	2,990	3,318	3,376
Dry Hitch Weight*	290	270	350	300	410	369	332
Dry Axle Weight*	2,455	2,210	2,548	2,650	2,570	2,949	3,044
NCC (Net Carrying Capacity)	755	1,020	1,102	1,050	1,010	683	624
GVWR	3,500	3,500	4,000	4,000	4,000	4,000	4,000
Interior Height	82"	82"	82"	82"	82"	82"	82"
Exterior Height with A/C	9' 5"	9' 5"	9' 5"	9' 5"	9' 5"	9' 5"	9' 5"
Exterior Width	90"	90"	90"	90"	90"	90"	90"
Exterior Length	19' 2"	19' 2"	20' 4"	21'	21' 4"	21' 3"	21' 3"
Refrigerator (Cubic Feet)	4.2	4.2	4.2	4.2	4.2	4.2	4.2
Water Heater Capacity (Gal. G/E w/DSI)	6	6	6	6	6	6	6
Fresh Water Capacity (Gallon)	38	38	38	38	38	38	38
Black Water Capacity (Gallon)	30	30	30	30	30	26	30
Gray Water Capacity (Gallon)	41	30	41	30	30	30	30
LP Gas Capacity (Lbs.)	20	20	20	20	20	20	20
Furnace BTUs (1,000s)	16	16	16	16	16	16	16
Tire Size	14"	14"	15"	15"	15"	15"	15"
Awning	11'	11'	11'	11'	11'	11'	12'

*This weight reflects the rolling average unit weight for each model. Your trailer weight will vary according to optional equipment.

SONIC

BY VENTURE RV

Families on the go demand greater, more efficient towability. Sonic delivers with its line of ultra-lightweight, tandem-axle travel trailers designed for today's smaller tow vehicles, yet with amenities usually reserved for motorhomes. The one-piece seamless fiberglass roof system adds low-maintenance strength while slam latch baggage doors with magnetic catch provide access to the large pass-through storage. Inside, the luxury kitchen and living quarters offer all the comforts of home.

SN220VBH ▼ Latte décor



There's plenty of room to feed a crew in this expansive U-shaped dinette that converts into additional sleeping space at night.

All Sonics feature a square bumper for sewer hose storage, and can receive an optional bumper-mount grill.



SONIC

BY VENTURE RV

Families on the go demand greater, more efficient towability. Sonic delivers with its line of ultra-lightweight, tandem-axle travel trailers designed for today's smaller tow vehicles, yet with amenities usually reserved for motorhomes. The one-piece seamless fiberglass roof system adds low-maintenance strength while slam latch baggage doors with magnetic catch provide access to the large pass-through storage. Inside, the luxury kitchen and living quarters offer all the comforts of home.



There's plenty of room to feed a crew in this expansive U-shaped dinette that converts into additional sleeping space at night.

All Sonics feature a square bumper for sewer hose storage, and can receive an optional bumper-mount grill.

SN220VBH ▶ Latte décor



SN220VBH ▶ Latte décor



SN220VBH ▶ Latte décor



The roomy bathroom caters to your personal needs with a porcelain foot-flush toilet, mirrored medicine cabinet, and residential radius shower with glass doors.



SN220VBH ▲ Little décor



Ingenious engineering efficiently utilizes interior space with a convertible Murphy Bed (patent pending) that doubles as a daytime sofa.

This bunk model provides lots of family space with bunk beds for the kids.



SN220VBH ▲ Little décor





The roomy bathroom caters to your personal needs with a porcelain foot-flush toilet, mirrored medicine cabinet, and residential radius shower with glass doors.



SN220VBH ▼ Latte décor



Ingenious engineering efficiently utilizes interior space with a convertible Murphy Bed (patent pending) that doubles as a daytime sofa.

This bunk model provides lots of family space with bunk beds for the kids.



SN220VBH ▲ Latte décor





SN170VBH



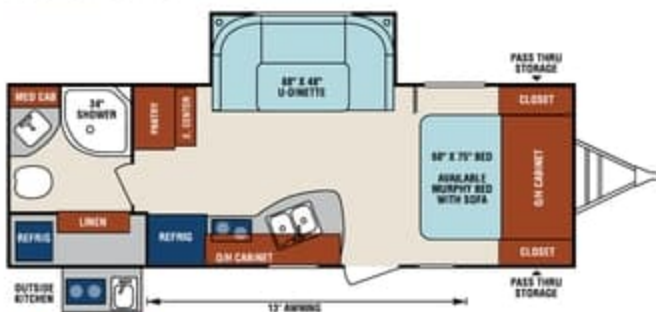
SN190VRB



SN200VML



SN220VBH



SN220VRB



SN231VRL



SN234VBH



Coffee Décor

Latte Décor

Travel Trailers

	SN170VBH	SN190VRB	SN200VML	SN220VBH	SN220VRB	SN231VRL	SN234VBH
UVW (Unloaded Vehicle Weight)*	3,320	3,530	3,950	4,200	4,460	4,340	4,220
Dry Hitch Weight*	350	330	310	390	420	510	610
Dry Axle Weight*	2,970	3,200	3,450	3,810	3,960	3,830	3,610
NCC (Net Carrying Capacity)	680	970	1,040	1,000	740	860	980
GVWR	4,000	4,500	5,200	5,200	5,200	5,200	5,200
Interior Height	82"	82"	82"	82"	82"	82"	82"
Exterior Height with A/C	10' 3"	10' 3"	10' 3"	10' 3"	10' 3"	10' 3"	10' 3"
Exterior Width	90"	90"	90"	90"	90"	90"	90"
Exterior Length	21' 2"	22' 10"	23' 4"	26' 5"	26' 11"	26' 9"	26' 5"
Refrigerator (Cubic Feet)	6.3	6.3	6.3	6.3	6.3	6.3	6.3
Water Heater Cap. (Gal. G/E w/DSI)	6	6	6	6	6	6	6
Fresh Water Capacity (Gallon)	38	38	38	38	38	38	38
Black Water Capacity (Gallon)	30	30	30	30	30	30	30
Gray Water Capacity (Gallon)	24	30	30	30	30	30	30
LP Gas Capacity (Lbs.)	40	40	40	40	40	40	40
Furnace BTUs (1,000s)	20	20	20	20	20	20	20
Tire Size	14"	14"	14"	14"	14"	14"	14"
Awning	11'	13'	14'	13'	13'	17'	13'

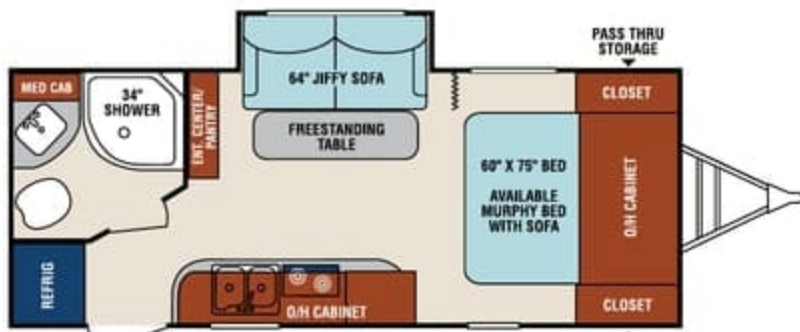
*This weight reflects the rolling average unit weight for each model. Your trailer weight will vary according to optional equipment.



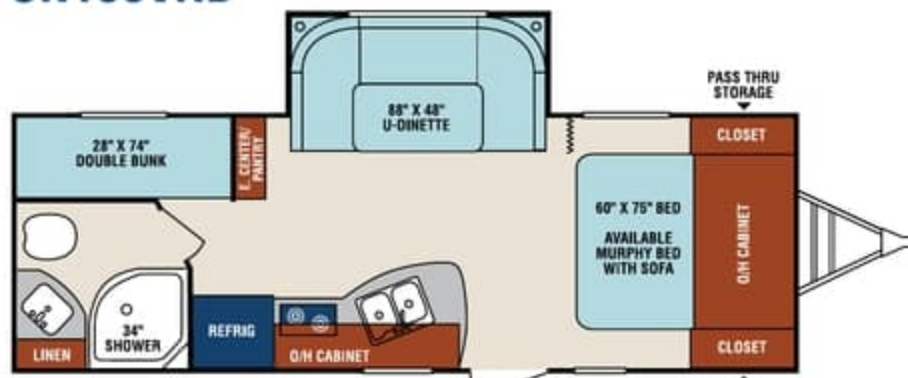
SN170VBH



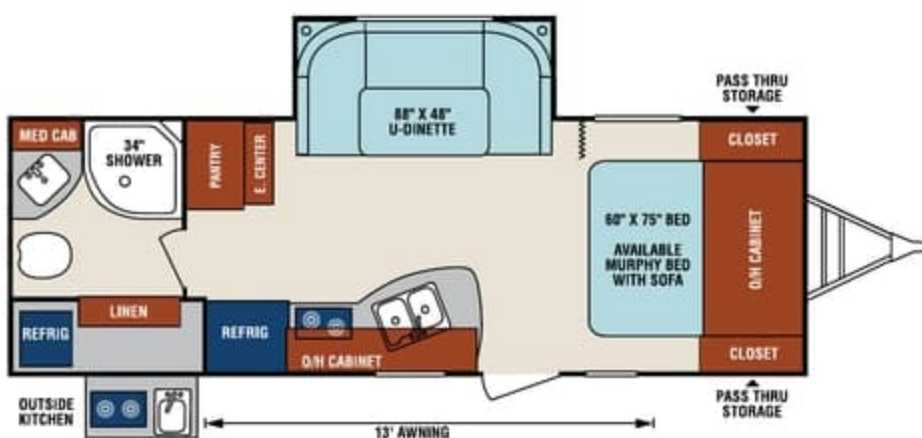
SN190VRB



SN200VML



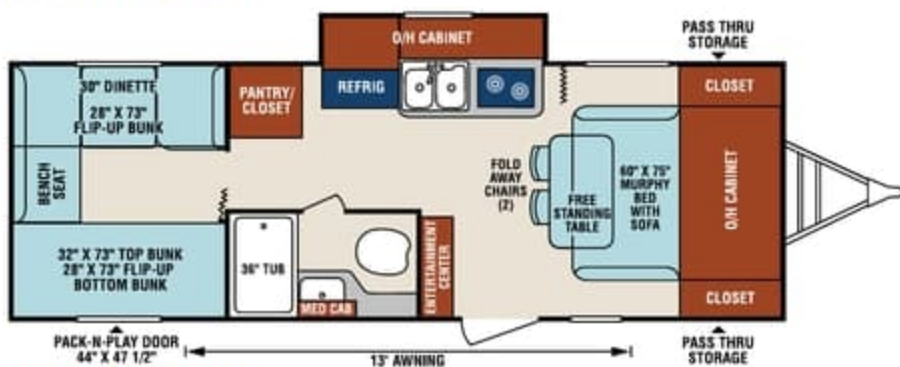
SN220VBH



SN220VRB



SN231VRL



SN234VBH



Coffee Décor

Latte Décor

Travel Trailers	SN170VBH	SN190VRB	SN200VML	SN220VBH	SN220VRB	SN231VRL	SN234VBH
UVW (Unloaded Vehicle Weight)*	3,320	3,530	3,950	4,200	4,460	4,340	4,220
Dry Hitch Weight*	350	330	310	390	420	510	610
Dry Axle Weight*	2,970	3,200	3,450	3,810	3,960	3,830	3,610
NCC (Net Carrying Capacity)	680	970	1,040	1,000	740	860	980
GVWR	4,000	4,500	5,200	5,200	5,200	5,200	5,200
Interior Height	82"	82"	82"	82"	82"	82"	82"
Exterior Height with A/C	10' 3"	10' 3"	10' 3"	10' 3"	10' 3"	10' 3"	10' 3"
Exterior Width	90"	90"	90"	90"	90"	90"	90"
Exterior Length	21' 2"	22' 10"	23' 4"	26' 5"	26' 11"	26' 9"	26' 5"
Refrigerator (Cubic Feet)	6.3	6.3	6.3	6.3	6.3	6.3	6.3
Water Heater Cap. (Gal. G/E w/DSI)	6	6	6	6	6	6	6
Fresh Water Capacity (Gallon)	38	38	38	38	38	38	38
Black Water Capacity (Gallon)	30	30	30	30	30	30	30
Gray Water Capacity (Gallon)	24	30	30	30	30	30	30
LP Gas Capacity (Lbs.)	40	40	40	40	40	40	40
Furnace BTUs (1,000s)	20	20	20	20	20	20	20
Tire Size	14"	14"	14"	14"	14"	14"	14"
Awning	11'	13'	14'	13'	13'	17'	13'

*This weight reflects the rolling average unit weight for each model. Your trailer weight will vary according to optional equipment.

NXG FRAME

The Next Generation in RV Frame Technology

SONIC

The NXG Frame is a superior quality, highly engineered frame that provides customers with a strong, lightweight, consistent foundation on which to build.

ELIMINATES:

- Frame failures due to sub-standard steel
- Construction issues caused by improperly placed components
- Uneven main rails - varying camber
- Corrosion caused by incomplete coverage due to painting of stacked frame assemblies
- Paint failures caused by inadequately washed components

KEY FEATURES:

- Constructed with HSLA - High Strength Low Alloy Prime Steel with specifically controlled properties
- Designed to accommodate both fifth wheel and travel trailer configurations
- CNC controlled rail fabrication allows placement of components precisely where the manufacturer wants them
- Manual welding is minimized. Common components are robotically welded for consistent quality
- All fastened components are joined with Huck® fasteners. Huck fasteners provide consistent clamp load
- CNC controlled camber



NXG frame for Sonic



Sonic Construction

1. One-piece seamless fiberglass roof from front profile to rear bumper
2. Construction board
3. R-14 residential fiberglass insulation
4. Aluminum roof rafters
5. Aerodynamic front profile 2" x 3" wood
6. Diamond plate rock guard
7. 5 sided Ivory infused fiberglass
8. Easy view LP tank cover
9. (2)-20lb. LP tanks (Easy to exchange)
10. Norco BAL Huck bolted frame
11. Secure Stance angle stabilizer jacks (Sonic only)
12. Double entry step
13. Blue LED stairwell safety light
14. 5/8" tongue & groove plywood floor decking
15. R-14 residential fiberglass insulation
16. Vinyl flooring w/ 3-year warranty
17. Darco moisture barrier
18. Tandem axles with self adjusting brakes
19. Aluminum rims (optional)
20. 14" Radial tires
21. Power awning with LED lighting (manual awning standard)
22. Square bumper (sewer hose storage)
23. (2) Exterior marine grade speakers
24. 110V/ outlet and TV hookups
25. Tinted safety glass windows
26. Radius entry door w/screen door
27. Motorhome grab handle with light
28. Slam latch baggage doors w/magnetic catches
29. Prep for backup camera
30. Prep for solar

NXG FRAME

The Next Generation in RV Frame Technology

SONIC

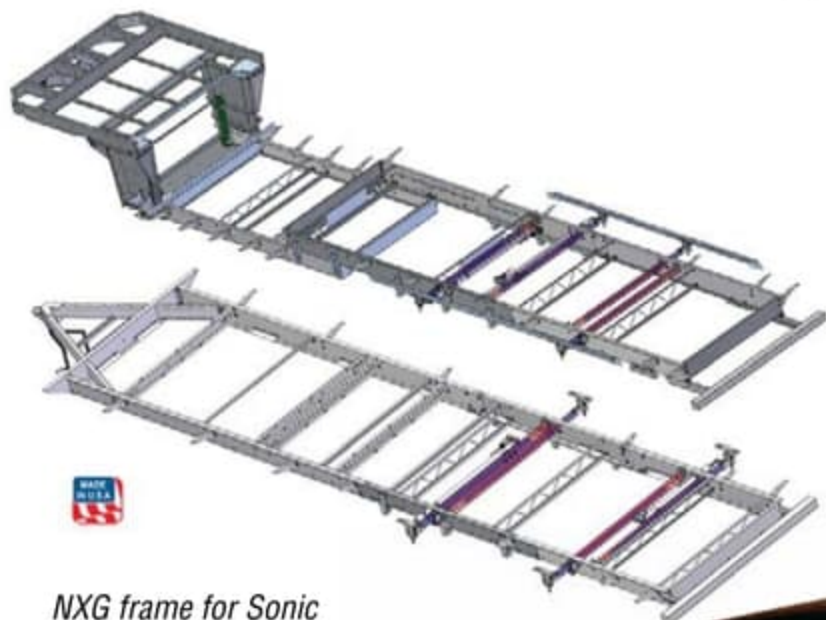
The NXG Frame is a superior quality, highly engineered frame that provides customers with a strong, lightweight, consistent foundation on which to build.

ELIMINATES:

- Frame failures due to sub-standard steel
- Construction issues caused by improperly placed components
- Uneven main rails - varying camber
- Corrosion caused by incomplete coverage due to painting of stacked frame assemblies
- Paint failures caused by inadequately washed components

KEY FEATURES:

- Constructed with HSLA - High Strength Low Alloy Prime Steel with specifically controlled properties
- Designed to accommodate both fifth wheel and travel trailer configurations
- CNC controlled rail fabrication allows placement of components precisely where the manufacturer wants them
- Manual welding is minimized. Common components are robotically welded for consistent quality
- All fastened components are joined with Huck® fasteners. Huck fasteners provide consistent clamp load
- CNC controlled camber



NXG frame for Sonic



Sonic Construction

1. One-piece seamless fiberglass roof from front profile to rear bumper
2. Construction board
3. R-14 residential fiberglass insulation
4. Aluminum roof rafters
5. Aerodynamic front profile 2" x 3" wood
6. Diamond plate rock guard
7. 5 sided Ivory infused fiberglass
8. Easy view LP tank cover
9. (2)-20lb. LP tanks (Easy to exchange)
10. Norco BAL Huck bolted frame
11. Secure Stance angle stabilizer jacks (Sonic only)
12. Double entry step
13. Blue LED stairwell safety light
14. 5/8" tongue & groove plywood floor decking
15. R-14 residential fiberglass insulation
16. Vinyl flooring w/ 3-year warranty
17. Darco moisture barrier
18. Tandem axles with self adjusting brakes
19. Aluminum rims (optional)
20. 14" Radial tires
21. Power awning with LED lighting (manual awning standard)
22. Square bumper (sewer hose storage)
23. (2) Exterior marine grade speakers
24. 110V/ outlet and TV hookups
25. Tinted safety glass windows
26. Radius entry door w/screen door
27. Motorhome grab handle with light
28. Slam latch baggage doors w/magnetic catches
29. Prep for backup camera
30. Prep for solar

SONIC LITE STANDARDS & OPTIONS

Living Room/Kitchen

- Seamless Countertop w/Sink Cover
- Roller Ball Bearing Drawer Guides
- Safe "T" EK Box w/USB Charger
- High Efficiency LED Lighting
- (2) Interior Speakers
- 82" Interior Height
- Skylight
- Linoleum w/3 Year Warranty
- Pleated Nightshades
- Shoe Cubby (VBF)
- Mountain Walnut Mortise and Tenon Hardwood Doors

Bathroom

- High Efficiency LED Lighting
- Porcelain Foot Flush Toilet
- Mirrored Medicine Cabinet w/Storage (VBF)
- Power Vent
- Skylight Shower/Tub Surround
- Designer Shower Curtain (VBF)

Bedroom

- High Efficiency LED Lighting
- Foam Mattress
- Designer Valances
- 110V Outlet(s)

- Pleated Nightshades
- Designer Padded Headboard w/Storage
- Quilted Reversible Comforter
- Overhead Storage
- Shirt Closet(s)
- USB Charger

Exterior/Construction Standards

- High Efficiency LED Lighting
- One-Piece Seamless Fiberglass Roof
- Easy exchange 20# LP Tank
- Large Pass-Thru Storage
- Lighted Safety Step
- Norco-BAL E-Coated & Epoxy Painted Frame
- Five Sided Ivory Color Infused Fiberglass
- Tinted Safety Glass Windows
- Aluminum Framed Floor, Sidewalls and Roof
- (2) Marine Grade Speakers
- Large Bumper with Sewer Hose Storage
- Satellite & Cable Hookup
- Keyed-Alike Baggage & Entry Doors

- Double Entry Step
- Porch Light
- Water Heater Bypass Valve
- Tank Monitor System
- Marine Style 30 AMP Power Cord w/Light
- 6 Gallon DSI Gas/Electric Water Heater

Exterior Luxury (Mandatory Option)

- High Polished Aluminum Rims
- (4) BAL Scissor Jacks w/Footpads
- Motorhome Lighted Grab Handle
- Black Tank Flush
- Prewire for Solar
- Prewire for Backup Camera
- Motorhome Style Slam Latch Baggage Doors w/Magnetic Catches
- Multi Directional LED Lighted Power Awning
- Exterior Shower w/Hot & Cold Water

Interior Luxury Package (Mandatory Option)

- Bluetooth DVD/CD/MP3/AM/FM Stereo w/Remote

- 4.2 CU FT Refrigerator
- 2-Burner Cooktop
- Convection Microwave
- Vented Range Hood
- Residential 8,000 BTU A/C

Options

- LED TV w/Swing Arm Bracket
- Low Profile 13.5 BTU A/C
- Lighted Power Tongue Jack
- Spare Tire, Carrier & Cover
- Swing Away Bumper Mount Grill
- A-Frame Bike Rack
- Cotton Cloud Mattress
- Observation Camera

Boom Package – Option

- Aluminum Double Entry Steps
- Friction Hinge Entry Door
- Battery Disconnect Switch
- StorMor Bedside Night Stands
- Tufted Dinette Cushions
- Accented Stainless Steel Appliances
- Decorative Backsplash
- Power Tongue Jack

SONIC STANDARDS & OPTIONS

Living Room/Kitchen

- Seamless Countertop w/Sink Cover
- Roller Ball Bearing Drawer Guides
- Safe-Tek® Box w/USB Charger
- Double Bowl Sink
- Bluetooth DVD/CD/MP3/AM/FM Stereo w/Remote
- High Efficiency LED Lights
- Tufted Dinette Cushions
- Accented Decorative Tile Backsplash
- Mountain Walnut Cabinets
- (2) Interior Speakers
- 82" Interior Height
- Skylight
- Linoleum w/3-Year Warranty

Appliances

- 6.3 CU FT Double Door Refrigerator/Freezer
- 6-GAL DSI Quick Recovery Water Heater
- 2-Burner Cooktop w/Glass Cover
- Vented Range Hood w/Light

Bath

- Residential Radius Shower w/Glass Doors (most models)
- High Efficiency LED Lights
- Porcelain Foot-Flush Toilet
- Medicine Cabinet
- Power Vent

Bedroom

- Foam Mattress
- Designer Valances
- Pleated Nightshades
- Designer Padded Headboard w/Storage
- Quilted Reversible Comforter
- Overhead Storage
- Under-Bed Storage
- High Efficiency LED Lights
- USB Charging Port
- Two Shirt Closets (most models)

Exterior/Construction Features

- One-Piece Seamless Fiberglass Roof
- Enclosed Heated Fresh Water Tank
- Diamond Plate Rock Guard
- EZ Exchange® (2) 20 LB Tanks w/Auto Changeover
- Large Pass-Thru Storage
- Slam Latch Baggage Doors w/Magnetic Catches
- Wide-Trek® Axles
- Lighted Double Safety Step
- Norco BAL® E-Coated & Epoxy-Painted Huck Bolted Frame
- Motorhome-Style Grab Handle w/Light
- Ivory Infused Fiberglass Walls & Roof
- Exterior Shower w/Hot & Cold Water
- Keyed-Alike Baggage & Entry Doors

- Tinted Safety Glass Windows
- High Efficiency Exterior LED Lighting
- Laminated Sidewalls w/Aluminum Framing
- (2) Marine Grade Exterior Speakers
- Bumper w/Sewer Hose Storage
- Satellite & Cable Hookup
- Porch Light
- Water Heater Bypass Valve
- Marine-Style Detachable Power Cord w/Light
- Tank Monitor System
- (4) Secure Stance® Angled Stabilizer Jacks
- Prewire for Solar
- Prewire for Backup Camera

Options

- 15,000 BTU A/C
- 13,500 BTU A/C
- Murphy Bed Sofa (patent pending) w/Mattress (most models)
- A-Frame Bike Rack
- Cotton Cloud Mattress
- Swing Away Bumper Mount Grill

- Multi-Directional LED Lighted Power Awning
- LED TV w/Swing Arm Bracket
- High-Polished Aluminum Rims
- Observation/Backup Camera
- Convection Microwave
- Microwave
- Lighted Power Tongue Jack

Highway Package

- Black Tank Flush
- Spare Tire, Carrier & Cover
- LP Bottle Cover

Adventure Package

- Aluminum Double Entry Steps
- Friction Hinge Entry Door
- Battery Disconnect Switch
- Fender Guards
- StorMor Bedside Night Stands
- Tufted Dinette Cushions
- Accented Stainless Steel Appliances
- Decorative Backsplash
- Multidirectional LED Lighted Power Awning
- High Polished Aluminum Rims
- Power Tongue Jack

Dealer:



985 N 900 W • Shipshewana, IN 46565
www.venture-rv.com

Due to continual research and advances, manufacturer reserves the right to change specifications, design, price and equipment without notice, and assumes no responsibility for any error in this literature. Some items shown are not included as standard or optional equipment. ©2017 Venture | 11/01/17 | 60M

SONIC LITE STANDARDS & OPTIONS

Living Room/Kitchen

- Seamless Countertop w/Sink Cover
- Roller Ball Bearing Drawer Guides
- Safe "T" EK Box w/USB Charger
- High Efficiency LED Lighting
- (2) Interior Speakers
- 82" Interior Height
- Skylight
- Linoleum w/3 Year Warranty
- Pleated Nightshades
- Shoe Cubby (VBF)
- Mountain Walnut Mortise and Tenon Hardwood Doors

Bathroom

- High Efficiency LED Lighting
- Porcelain Foot Flush Toilet
- Mirrored Medicine Cabinet w/Storage (VBF)
- Power Vent
- Skylight Shower/Tub Surround
- Designer Shower Curtain (VBF)

Bedroom

- High Efficiency LED Lighting
- Foam Mattress
- Designer Valances
- 110V Outlet(s)

- Pleated Nightshades
- Designer Padded Headboard w/Storage
- Quilted Reversible Comforter
- Overhead Storage
- Shirt Closet(s)
- USB Charger

Exterior/Construction Standards

- High Efficiency LED Lighting
- One-Piece Seamless Fiberglass Roof
- Easy exchange 20# LP Tank
- Large Pass-Thru Storage
- Lighted Safety Step
- Norco-BAL E-Coated & Epoxy Painted Frame
- Five Sided Ivory Color Infused Fiberglass
- Tinted Safety Glass Windows
- Aluminum Framed Floor, Sidewalls and Roof
- (2) Marine Grade Speakers
- Large Bumper with Sewer Hose Storage
- Satellite & Cable Hookup
- Keyed-Alike Baggage & Entry Doors

- Double Entry Step
- Porch Light
- Water Heater Bypass Valve
- Tank Monitor System
- Marine Style 30 AMP Power Cord w/Light
- 6 Gallon DSI Gas/Electric Water Heater

Exterior Luxury (Mandatory Option)

- High Polished Aluminum Rims
- (4) BAL Scissor Jacks w/Footpads
- Motorhome Lighted Grab Handle
- Black Tank Flush
- Prewire for Solar
- Prewire for Backup Camera
- Motorhome Style Slam Latch Baggage Doors w/Magnetic Catches
- Multi Directional LED Lighted Power Awning
- Exterior Shower w/Hot & Cold Water

Interior Luxury Package (Mandatory Option)

- Bluetooth DVD/CD/MP3/AM/FM Stereo w/Remote

- 4.2 CU FT Refrigerator
- 2-Burner Cooktop
- Convection Microwave
- Vented Range Hood
- Residential 8,000 BTU A/C

Options

- LED TV w/Swing Arm Bracket
- Low Profile 13.5 BTU A/C
- Lighted Power Tongue Jack
- Spare Tire, Carrier & Cover
- Swing Away Bumper Mount Grill
- A-Frame Bike Rack
- Cotton Cloud Mattress
- Observation Camera

Boom Package – Option

- Aluminum Double Entry Steps
- Friction Hinge Entry Door
- Battery Disconnect Switch
- StorMor Bedside Night Stands
- Tufted Dinette Cushions
- Accented Stainless Steel Appliances
- Decorative Backsplash
- Power Tongue Jack

SONIC STANDARDS & OPTIONS

Living Room/Kitchen

- Seamless Countertop w/Sink Cover
- Roller Ball Bearing Drawer Guides
- Safe-Tek® Box w/USB Charger
- Double Bowl Sink
- Bluetooth DVD/CD/MP3/AM/FM Stereo w/Remote
- High Efficiency LED Lights
- Tufted Dinette Cushions
- Accented Decorative Tile Backsplash
- Mountain Walnut Cabinets
- (2) Interior Speakers
- 82" Interior Height
- Skylight
- Linoleum w/3-Year Warranty

Appliances

- 6.3 CU FT Double Door Refrigerator/Freezer
- 6-GAL DSI Quick Recovery Water Heater
- 2-Burner Cooktop w/Glass Cover
- Vented Range Hood w/Light

Bath

- Residential Radius Shower w/Glass Doors (most models)
- High Efficiency LED Lights
- Porcelain Foot-Flush Toilet
- Medicine Cabinet
- Power Vent

Bedroom

- Foam Mattress
- Designer Valances
- Pleated Nightshades
- Designer Padded Headboard w/Storage
- Quilted Reversible Comforter
- Overhead Storage
- Under-Bed Storage
- High Efficiency LED Lights
- USB Charging Port
- Two Shirt Closets (most models)

Exterior/Construction Features

- One-Piece Seamless Fiberglass Roof
- Enclosed Heated Fresh Water Tank
- Diamond Plate Rock Guard
- EZ Exchange® (2) 20 LB Tanks w/Auto Changeover
- Large Pass-Thru Storage
- Slam Latch Baggage Doors w/Magnetic Catches
- Wide-Trek® Axles
- Lighted Double Safety Step
- Norco BAL® E-Coated & Epoxy-Painted Huck Bolted Frame
- Motorhome-Style Grab Handle w/Light
- Ivory Infused Fiberglass Walls & Roof
- Exterior Shower w/Hot & Cold Water
- Keyed-Alike Baggage & Entry Doors

- Tinted Safety Glass Windows
- High Efficiency Exterior LED Lighting
- Laminated Sidewalls w/Aluminum Framing
- (2) Marine Grade Exterior Speakers
- Bumper w/Sewer Hose Storage
- Satellite & Cable Hookup
- Porch Light
- Water Heater Bypass Valve
- Marine-Style Detachable Power Cord w/Light
- Tank Monitor System
- (4) Secure Stance® Angled Stabilizer Jacks
- Prewire for Solar
- Prewire for Backup Camera

Options

- 15,000 BTU A/C
- 13,500 BTU A/C
- Murphy Bed Sofa (patent pending) w/Mattress (most models)
- A-Frame Bike Rack
- Cotton Cloud Mattress
- Swing Away Bumper Mount Grill

- Multi-Directional LED Lighted Power Awning
- LED TV w/Swing Arm Bracket
- High-Polished Aluminum Rims
- Observation/Backup Camera
- Convection Microwave
- Microwave
- Lighted Power Tongue Jack

Highway Package

- Black Tank Flush
- Spare Tire, Carrier & Cover
- LP Bottle Cover

Adventure Package

- Aluminum Double Entry Steps
- Friction Hinge Entry Door
- Battery Disconnect Switch
- Fender Guards
- StorMor Bedside Night Stands
- Tufted Dinette Cushions
- Accented Stainless Steel Appliances
- Decorative Backsplash
- Multidirectional LED Lighted Power Awning
- High Polished Aluminum Rims
- Power Tongue Jack

Dealer:



985 N 900 W • Shipshewana, IN 46565
www.venture-rv.com

Due to continual research and advances, manufacturer reserves the right to change specifications, design, price and equipment without notice, and assumes no responsibility for any error in this literature. Some items shown are not included as standard or optional equipment. ©2017 Venture | 11/01/17 | 60M