

# SPORTTREK

Lightweight Travel Trailers & Toy Haulers



# SPORTTREK

Lightweight Travel Trailers & Toy Haulers



# SPORTTREK

SportTrek lightweight travel trailers were created from the ground up by the people who use them. They were designed for campers *by campers*. You see, our product managers, engineers, and sales staff are campers, too, who use our products to enjoy the great outdoors with their families. We understand what camping families want and need. That's why you'll discover SportTrek to be the most comfortable, practical, and affordable units on the market. Most of all, we make them fun! With all the choices we offer, you'll find the perfect model for your family's camping style. *See you at the campsite!*

The fun part about camping is enjoying the great outdoors. The large panoramic opening slideout windows give you a breathtaking view of your surroundings. This living room slideout houses a Comfort by Design® Sofa with high efficiency overhead LED lighting for enjoyable lounging.



Your travel trailer is your home away from home and SportTrek is designed to be just that. It's loaded with all the comforts and conveniences you enjoy at home. This handsome, fully functional kitchen includes large size stainless steel accented appliances, generous counter space, double stainless steel sink with sink cover, and deep cabinets for storage.

STZ1VR8 - A Latite Decor

# SPORTTREK

SportTrek lightweight travel trailers were created from the ground up by the people who use them. They were designed for campers *by campers*. You see, our product managers, engineers, and sales staff are campers, too, who use our products to enjoy the great outdoors with their families. We understand what camping families want and need. That's why you'll discover SportTrek to be the most comfortable, practical, and affordable units on the market. Most of all, we make them fun! With all the choices we offer, you'll find the perfect model for your family's camping style. *See you at the campsite!*

The fun part about camping is enjoying the great outdoors. The large panoramic opening slideout windows give you a breathtaking view of your surroundings. This living room slideout houses a Comfort by Design® Sofa with high efficiency overhead LED lighting for enjoyable lounging.



ST271VRB ▲ Latte décor

Your travel trailer is your home away from home and SportTrek is designed to be just that. It's loaded with all the comforts and conveniences you enjoy at home. This handsome, fully functional kitchen includes large size stainless steel accented appliances, generous counter space, double stainless steel sink with sink cover, and deep cabinets for storage.



ST290VIK ▲ Coffee décor



With a generous 72 inches of headroom, this slide-out offers plenty of added room for a large Comfort by Design® grand dinette for family dining.



At the end of the day, the bedroom welcomes you home with a designer padded headboard, Sleep Tight® mattress, overhead storage cabinets and full-length closets for personal storage. The easy-access nightstands include a USB port for recharging mobile devices, as well as shelf with 110V outlet for CPAP machine.

ST271VRB ▲ Latte décor





ST290VIK ▲ Coffee décor



With a generous 72 inches of headroom, this slide-out offers plenty of added room for a large Comfort by Design® grand dinette for family dining.



At the end of the day, the bedroom welcomes you home with a designer padded headboard, Sleep Tight® mattress, overhead storage cabinets and full-length closets for personal storage. The easy-access nightstands include a USB port for recharging mobile devices, as well as shelf with 110V outlet for CPAP machine.

ST271VRB ▲ Latte décor



# Features & Options

ST271VRB ▾ Latte décor



SportTrek's interior ceiling height is 82 inches, and the slideout height is 72 inches. Overhead slide cabinets provide easy places to store extra items.



Safe-Tek® box with USB charger allows safe/hidden charging for your electronic devices, and removes countertop clutter.

ST271VRB



Handy shelf next to the bed provides a 110V receptacle, as well as a USB port for charging mobile devices. Most CPAP breathing machines fit.

ST271VRB



Gas struts make it easy to access the enormous under bed storage area – perfect for storing extra bedding or other things you need to bring along.

ST290VIK



Linen closet (floorplan specific).

ST271VRB



Adjustable shelf pantry (floorplan specific).

ST327VIK



No space is underutilized. Even the dinette seats conceal easy-access storage areas. The Stow-n-Go totes can be taken in the house and loaded, then returned and stored under each dinette seat.

ST327VIK



The optional 5,500 BTU electric heat fireplace adds a cozy ambience, taking the chill off those early morning and late evenings.

# Features & Options

ST271VRB ▼ Latte décor



SportTrek's interior ceiling height is 82 inches, and the slideout height is 72 inches. Overhead slide cabinets provide easy places to store extra items.



Safe-Tek® box with USB charger allows safe/hidden charging for your electronic devices, and removes countertop clutter.

ST271VRB



Handy shelf next to the bed provides a 110V receptacle, as well as a USB port for charging mobile devices. Most CPAP breathing machines fit.

ST271VRB



Gas struts make it easy to access the enormous under bed storage area – perfect for storing extra bedding or other things you need to bring along.

ST327VIK



No space is underutilized. Even the dinette seats conceal easy-access storage areas. The Stow-n-Go totes can be taken in the house and loaded, then returned and stored under each dinette seat.

S290VIK



Linen closet (floorplan specific).

ST271VRB



Adjustable shelf pantry (floorplan specific).

ST327VIK



The optional 5,500 BTU electric heat fireplace adds a cozy ambience, taking the chill off those early morning and late evenings.





For those outdoor barbecues or campsite parties, this unit's Campfire Café lets you entertain in style. It features a 39-inch HD LED TV/ stereo/DVD/CD with Bluetooth technology and speakers, and is completed with sink, cooktop and refrigerator.



Available in selected models, this outdoor kitchen is perfect for family picnics and outdoor dining.



Safety step is triple step with built-in blue LED safety light.



Optional 3/4 front cap with upgraded graphics.



Optional 15" high polished, black-accented aluminum wheels.



Bike rack/cargo tray with 250-pound capacity (option).

# SPORTTREK



Multi-directional LED lighted power awning (option).



This sturdy ladder (for easy roof access) is part of the Trail Package.



Pre-wired solar (std.)



Pre-wired backup camera is a standard feature on all SportTreds.

ST312 VRK

ST312 VRK



For those outdoor barbecues or campsite parties, this unit's Campfire Café lets you entertain in style. It features a 39-inch HD LED TV/ stereo/DVD/CD with Bluetooth technology and speakers, and is completed with sink, cooktop and refrigerator.



Available in selected models, this outdoor kitchen is perfect for family picnics and outdoor dining.



Safety step is triple step with built-in blue LED safety light.



Optional 3/4 front cap with upgraded graphics.



Optional 15" high polished, black-accented aluminum wheels.



Bike rack/cargo tray with 250-pound capacity (option).

# SPORTTREK



ST312 VRK

Multi-directional LED lighted power awning (option).



ST312 VRK

This sturdy ladder (for easy roof access) is part of the Trail Package.



Pre-wired solar (std.)



Pre-wired backup camera is a standard feature on all SportTreds.



**ST190VTH** *Toy Hauler*



**ST251VBH** **NEW**



**ST251VRK**



**ST252VRD** **NEW**



**ST270VBH**



**ST271VRB**



**ST290VIK**



**ST302VTH** *Toy Hauler*



**ST312VRK**



**ST320VIK**



**ST322VBH**



**ST327VIK**

Travel Trailers	ST190VTH	ST251VBH	ST251VRK	ST252VRD	ST270VBH	ST271VRB	ST290VIK	ST302VTH	ST312VRK	ST320VIK	ST322VBH	ST327VIK
UVW (Unloaded Vehicle Weight)*	4,450	5,190	5,940	5,940	5,460	6,180	7,000	6,480	7,260	7,250	7,130	7,750
Dry Hitch Weight*	680	650	630	680	660	630	770	1,000	740	860	710	850
Dry Axle Weight*	3,770	4,540	5,310	5,260	4,800	5,550	6,230	5,480	6,520	6,390	6,420	6,900
NCC (Net Carrying Capacity)	2,550	1,310	1,060	1,060	1,340	2,120	1,300	2,120	1,040	1,350	1,170	1,050
GVWR	7,000	7,000	7,000	7,000	7,000	8,300	8,300	8,600	8,300	8,600	8,600	9,600
Interior Height	82"	82"	82"	82"	82"	82"	82"	82"	82"	82"	82"	82"
Exterior Height with A/C	10' 9"	10' 9"	11' 2"	11' 2"	10' 7"	11' 4"	11' 1"	12' 6"	11' 4"	11' 1"	11' 2"	11' 8"
Exterior Width	96"	96"	96"	96"	96"	96"	96"	96"	96"	96"	96"	96"
Exterior Length	23' 10"	28' 7"	28' 7"	29' 5"	30' 8"	30' 10"	34' 8"	34' 4"	35' 1"	35' 11"	35' 11"	36' 4"
Refrigerator (Cubic Feet)	6	6	6	6	6	6	6	6	6	6	6	6
Water Heater Cap. (Gal. Gas w/DSI)	6	6	6	6	6	6	6	6	6	6	6	6
Fresh Water Capacity (Gallon)	40	40	40	40	40	40	40	40	40	40	40	40
Black Water Capacity (Gallon)	32	32	32	32	32	32	32	32	32	32	32	32
Gray Water Capacity (Gallon)	32	32	64	32	32	32	32	32	64	32	32	32
LP Gas Capacity (Lbs.)	40	40	40	40	40	40	40	40	40	40	40	40
Furnace BTUs (1,000s)	20	20	30	30	30	30	30	30	30	30	30	30
Tire Size	15"	15"	15"	15"	15"	15"	15"	15"	15"	15"	15"	15"
Awning	14'	18'	18'	18'	20'	20'	11'/11'	20'	11'/12'	18'	18'	10'/10'

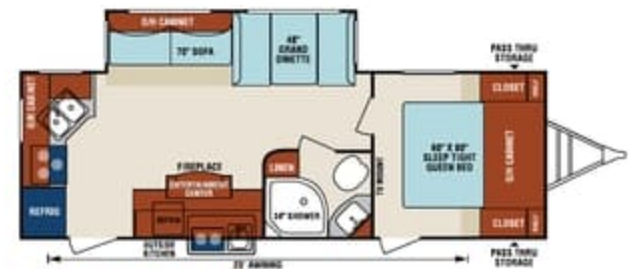
\*This weight reflects the rolling average unit weight for each model. Your trailer weight will vary according to optional equipment.



**ST190VTH** *Toy Hauler*



**ST251VBH** **NEW**



**ST251VRK**



**ST252VRD** **NEW**



**ST270VBH**



**ST271VRB**



**ST290VIK**



**ST302VTH** *Toy Hauler*



**ST312VRK**



**ST320VIK**



**ST322VBH**



**ST327VIK**

Travel Trailers	ST190VTH	ST251VBH	ST251VRK	ST252VRD	ST270VBH	ST271VRB	ST290VIK	ST302VTH	ST312VRK	ST320VIK	ST322VBH	ST327VIK
UVW (Unloaded Vehicle Weight)*	4,450	5,190	5,940	5,940	5,460	6,180	7,000	6,480	7,260	7,250	7,130	7,750
Dry Hitch Weight*	680	650	630	680	660	630	770	1,000	740	860	710	850
Dry Axle Weight*	3,770	4,540	5,310	5,260	4,800	5,550	6,230	5,480	6,520	6,390	6,420	6,900
NCC (Net Carrying Capacity)	2,550	1,310	1,060	1,060	1,340	2,120	1,300	2,120	1,040	1,350	1,170	1,050
GVWR	7,000	7,000	7,000	7,000	7,000	8,300	8,300	8,600	8,300	8,600	8,600	9,600
Interior Height	82"	82"	82"	82"	82"	82"	82"	82"	82"	82"	82"	82"
Exterior Height with A/C	10' 9"	10' 9"	11' 2"	11' 2"	10' 7"	11' 4"	11' 1"	12' 6"	11' 4"	11' 1"	11' 2"	11' 8"
Exterior Width	96"	96"	96"	96"	96"	96"	96"	96"	96"	96"	96"	96"
Exterior Length	23' 10"	28' 7"	28' 7"	29' 5"	30' 8"	30' 10"	34' 8"	34' 4"	35' 1"	35' 11"	35' 11"	36' 4"
Refrigerator (Cubic Feet)	6	6	6	6	6	6	6	6	6	6	6	6
Water Heater Cap. (Gal. Gas w/DSI)	6	6	6	6	6	6	6	6	6	6	6	6
Fresh Water Capacity (Gallon)	40	40	40	40	40	40	40	40	40	40	40	40
Black Water Capacity (Gallon)	32	32	32	32	32	32	32	32	32	32	32	32
Gray Water Capacity (Gallon)	32	32	64	32	32	32	32	32	64	32	32	32
LP Gas Capacity (Lbs.)	40	40	40	40	40	40	40	40	40	40	40	40
Furnace BTUs (1,000s)	20	20	30	30	30	30	30	30	30	30	30	30
Tire Size	15"	15"	15"	15"	15"	15"	15"	15"	15"	15"	15"	15"
Awning	14'	18'	18'	18'	20'	20'	11'/11'	20'	11'/12'	18'	18'	10'/10'

\*This weight reflects the rolling average unit weight for each model. Your trailer weight will vary according to optional equipment.

# NXG FRAME

The Next Generation in RV Frame Technology

The NXG Frame is a superior quality, highly engineered frame that provides customers with a strong, lightweight, consistent foundation on which to build.

## ELIMINATES:

- Frame failures due to sub-standard steel
- Construction issues caused by improperly placed components
- Uneven main rails - varying camber
- Corrosion caused by incomplete coverage due to painting of stacked frame assemblies
- Paint failures caused by inadequately washed components

## KEY FEATURES:

- Constructed with HSLA - High Strength Low Alloy Prime Steel with specifically controlled properties
- Designed to accommodate both fifth wheel and travel trailer configurations
- CNC controlled rail fabrication allows placement of components precisely where the manufacturer wants them
- Manual welding is minimized. Common components are robotically welded for consistent quality
- All fastened components are joined with Huck® fasteners. Huck fasteners provide consistent clamp load
- CNC controlled camber



## SportTrek Construction

1. Alpha ply roof material
2. 3/8" walkable roof material
3. 4 3/8" Truss rafter 16" OC
4. R-14 Residential fiberglass insulation
5. Vinyl interior ceiling panel
6. Ivory infused front profile
7. Hitch light
8. Diamond plate rock guard
9. Easy view LP tank cover
10. Vinyl decorative interior board
11. Expanded Polystyrene R-7
12. Tinted safety glass windows
13. Luan structure board
14. High gloss exterior fiberglass
15. Radius exterior door w/screen door
16. Large grab handle
17. Black accented slideout ends
18. Campfire Cafe - exterior kitchen (VBF). Includes: TV hookup, sink, cooktop, fridge
19. 13.5 A/C standard -15 A/C optional
20. Ladder
21. 3 1/2" downspout
22. Rain gutter
23. Secure Stance angled jack w/blue LED lights
24. Triple entry step
25. Blue LED stairwell light
26. BAL huck bolted frame
27. Wide Trek axles
28. Radial tires
29. High polished aluminum rims (optional)
30. Undershield® insulated, heated and enclosed underbelly
31. Residential duct heating
32. Darco moisture barrier
33. R-14 Residential fiberglass insulation
34. 2" x 3" floor joist 16" OC
35. 5/8" tongue & groove plywood
36. Residential carpet
37. Designer Carefree linoleum with 3 year warranty
38. Self adjusting brakes
39. Prewire for solar
40. Prewire for backup camera

# NXG FRAME

The Next Generation in RV Frame Technology


The NXG Frame is a superior quality, highly engineered frame that provides customers with a strong, lightweight, consistent foundation on which to build.

## ELIMINATES:

- Frame failures due to sub-standard steel
- Construction issues caused by improperly placed components
- Uneven main rails - varying camber
- Corrosion caused by incomplete coverage due to painting of stacked frame assemblies
- Paint failures caused by inadequately washed components

## KEY FEATURES:

- Constructed with HSLA - High Strength Low Alloy Prime Steel with specifically controlled properties
- Designed to accommodate both fifth wheel and travel trailer configurations
- CNC controlled rail fabrication allows placement of components precisely where the manufacturer wants them
- Manual welding is minimized. Common components are robotically welded for consistent quality
- All fastened components are joined with Huck® fasteners. Huck fasteners provide consistent clamp load
- CNC controlled camber



## SportTrek Construction

1. Alpha ply roof material
2. 3/8" walkable roof material
3. 4 3/8" Truss rafter 16" OC
4. R-14 Residential fiberglass insulation
5. Vinyl interior ceiling panel
6. Ivory infused front profile
7. Hitch light
8. Diamond plate rock guard
9. Easy view LP tank cover
10. Vinyl decorative interior board
11. Expanded Polystyrene R-7
12. Tinted safety glass windows
13. Luan structure board
14. High gloss exterior fiberglass
15. Radius exterior door w/screen door
16. Large grab handle
17. Black accented slideout ends
18. Campfire Cafe - exterior kitchen (VBF). Includes: TV hookup, sink, cooktop, fridge
19. 13.5 A/C standard -15 A/C optional
20. Ladder
21. 3 1/2" downspout
22. Rain gutter
23. Secure Stance angled jack w/blue LED lights
24. Triple entry step
25. Blue LED stairwell light
26. BAL huck bolted frame
27. Wide Trek axles
28. Radial tires
29. High polished aluminum rims (optional)
30. Undershield® insulated, heated and enclosed underbelly
31. Residential duct heating
32. Darco moisture barrier
33. R-14 Residential fiberglass insulation
34. 2" x 3" floor joist 16" OC
35. 5/8" tongue & groove plywood
36. Residential carpet
37. Designer Carefree linoleum with 3 year warranty
38. Self adjusting brakes
39. Prewire for solar
40. Prewire for backup camera



Coffee Décor



Latte Décor



**Dealer Satisfaction Index:**

*Ratings of manufacturers by dealers —*

**Awarded to Venture RV for excellence of design, reliability, overall quality and value, communications and dealer support.**

**Living Room/Kitchen**

- Seamless Countertops
- Built-In Radius Entertainment Center w/Shoe Cubby
- Bluetooth DVD/CD/MP3/AM/FM Stereo w/Remote
- Linoleum w/3-Year Warranty
- High Efficiency LED Lighting
- Residential Carpet
- Panoramic Opening Slideout Windows
- Skylight w/Shade
- 72" Slideout Height
- 82" Interior Height (most models)
- Mortise & Tenon Cabinet Doors
- Tilt-Out Utility Tray
- High-Rise Satin Nickel Faucet w/Sprayer
- 50/50 Undermount Stainless Steel Sink
- Safe-Tek® Box w/USB Charger
- Cutting Board Sink Cover
- Full-Extension Ball Bearing Drawer Guides
- Comfort by Design® Grand Dinette
- Comfort by Design® Sofa
- Flush-Mount Interior Speakers
- Overhead Cabinets in Slideout

**Appliances**

- Microwave w/Turntable
- 6.3 CU FT Refrigerator
- 3-Burner Stovetop w/Oven
- Vented Range Hood w/Light
- Coleman® Whisper A/C
- 6 GAL LP/Electric DSI Quick Recovery Water Heater

**Bath**

- Foot-Flush Porcelain Toilet
- Multi-Shelf Shower or Tub
- Designer Shower Curtain (VBF)
- Mirrored Medicine Cabinet

**Bedroom**

- Designer Padded Headboard

- 60" x 80" Sleep Tight® Mattress
- Reversible Residential Quilted Comforter
- Teddy Bear® Bunk Mattress(s)
- Solid Wood Nightstands
- Overhead Storage Cabinets
- Full Length Closets w/Easy Access Nightstands w/USB Port (110 outlet)
- (2) Gas Struts for large Under-Bed Storage
- Solid Wood Privacy Door(s) (most models)
- TV & Satellite Connections
- Hard Valances
- Nightshades

**Exterior/Construction Features**

- 4-Sided Ivory Exterior Fiberglass
- Diamond Plate Rock Guard
- EZ Access® LP Tank Cover
- EZ Exchange® (2) 20 LB LP Tanks w/Auto Changeover
- Large Pass-Thru Baggage Doors (cooler-sized)
- Wide-Trek® Axles
- Keyed Alike Key System
- Self-Adjusting Brakes
- Triple Entry Steps w/LED Stairwell Light
- Under Shield® Heated & Enclosed Underbelly
- BAL® E-Coated & Epoxy-Painted Huck Bolted Frame
- Deep Slides w/Colored Slideout Ends
- Exterior Shower w/Hot & Cold Water
- Tinted Safety Glass Windows
- Hitch Light
- (4) Ground Effect Blue LED Lights
- Digital Antenna Receiver
- Magnetic Baggage Door Catches
- Large Assist Grab Handle
- Cable/Satellite Connection (2 locations)

- (4) Secure Stance® Angled Stabilizer Jacks
- 5/8" Tongue & Groove Plywood Floor
- Walkable Roof
- (2) Marine-Grade Exterior Speakers
- Alpha Superflex® Roof Material
- Gutter w/Downspouts
- Gutters above Slideouts
- Extra-Long Awnings
- Pre-Wired Solar
- Pre-Wired Backup Camera
- 15" Radial Tires

**Options**

- Table/Chairs IPO Dinette
- 3/4 Front Cap w/Upgraded Graphics
- Multi-Directional LED Lighted Power Awning
- Swing Away Bumper Mount Grill
- Lighted Power Tongue Jack
- Fireplace – 5,500 BTU Electric Heat
- Theater Seating (most models)
- Flip-Up Bike Rack/Cargo Tray
- Cotton Cloud Mattress
- 15" Aluminum Wheels (4)
- Backup/Observation Camera
- 8 CU FT Refrigerator
- Tri-Fold Sofa
- 15,000 BTU A/C
- 50 AMP Service w/2nd A/C Prep
- 2nd A/C

**Trail Package**

- Spare Tire, Carrier & Cover
- Ladder
- Black Tank Flush

**Entertainment Package**

- 39" HD LED ROKU-Ready TV w/USB Port & Swing-Arm Bracket

**Explorer Package (Option)**

- Aluminum Triple Entry Step
- Friction Hinge Door
- Interior Entry Door Motion Light
- Pass Thru – Motion Light
- Mountain Walnut Interior Wood
- Stainless Steel Appliances
- Cargo Tray/Bike Rack
- Multi-Directional LED Power Awning
- High Polished Aluminum Rims

**SportTrek Toy Hauler Packages & Options**

**Toy Hauler Package**

- Spare Tire/Carrier
- Ramp & Transition Extensions
- Security Light
- Black Tank Flush
- Toy Lok®

**Entertainment Package**

- 39" LED ROKU-Ready TV w/Swing-Arm Bracket (32" LED TV in 190VTH)

**Toy Hauler Options**


- Fuel Tank w/Pump Station
- High-Polish Aluminum Rims
- Power Bed (in garage area)
- (2) Power Beds in Garage
- Seat-N-Sleep in Garage
- 15,000 BTU A/C
- Multi-Directional LED Lighted Power Awning
- 50 AMP Service w/2nd A/C Prep
- Retractable Screen Cargo Door
- Lighted Power Tongue Jack
- 2nd A/C

Dealer:



985 N 900 W • Shipshewana, IN 46565  
www.venture-rv.com

*Due to continual research and advances, manufacturer reserves the right to change specifications, design, price and equipment without notice, and assumes no responsibility for any error in this literature. Some items shown are not included as standard or optional equipment. ©2017Venture | 11/6/17 | 60M*



Coffee Décor



Latte Décor



**Dealer Satisfaction Index:**  
Ratings of manufacturers  
by dealers —

Awarded to Venture RV  
for excellence of design,  
reliability, overall quality and  
value, communications and  
dealer support.

### Living Room/Kitchen

- Seamless Countertops
- Built-In Radius Entertainment Center w/Shoe Cubby
- Bluetooth DVD/CD/MP3/AM/FM Stereo w/Remote
- Linoleum w/3-Year Warranty
- High Efficiency LED Lighting
- Residential Carpet
- Panoramic Opening Slideout Windows
- Skylight w/Shade
- 72" Slideout Height
- 82" Interior Height (most models)
- Mortise & Tenon Cabinet Doors
- Tilt-Out Utility Tray
- High-Rise Satin Nickel Faucet w/Sprayer
- 50/50 Undermount Stainless Steel Sink
- Safe-Tek® Box w/USB Charger
- Cutting Board Sink Cover
- Full-Extension Ball Bearing Drawer Guides
- Comfort by Design® Grand Dinette
- Comfort by Design® Sofa
- Flush-Mount Interior Speakers
- Overhead Cabinets in Slideout

### Appliances

- Microwave w/Turntable
- 6.3 CU FT Refrigerator
- 3-Burner Stovetop w/Oven
- Vented Range Hood w/Light
- Coleman® Whisper A/C
- 6 GAL LP/Electric DSI Quick Recovery Water Heater

### Bath

- Foot-Flush Porcelain Toilet
- Multi-Shelf Shower or Tub
- Designer Shower Curtain (VBF)
- Mirrored Medicine Cabinet

### Bedroom

- Designer Padded Headboard

- 60" x 80" Sleep Tight® Mattress
- Reversible Residential Quilted Comforter
- Teddy Bear® Bunk Mattress(s)
- Solid Wood Nightstands
- Overhead Storage Cabinets
- Full Length Closets w/Easy Access Nightstands w/USB Port (110 outlet)
- (2) Gas Struts for large Under-Bed Storage
- Solid Wood Privacy Door(s) (most models)
- TV & Satellite Connections
- Hard Valances
- Nightshades

### Exterior/Construction Features

- 4-Sided Ivory Exterior Fiberglass
- Diamond Plate Rock Guard
- EZ Access® LP Tank Cover
- EZ Exchange® (2) 20 LB LP Tanks w/Auto Changeover
- Large Pass-Thru Baggage Doors (cooler-sized)
- Wide-Trek® Axles
- Keyed Alike Key System
- Self-Adjusting Brakes
- Triple Entry Steps w/LED Stairwell Light
- Under Shield® Heated & Enclosed Underbelly
- BAL® E-Coated & Epoxy-Painted Huck Bolted Frame
- Deep Slides w/Colored Slideout Ends
- Exterior Shower w/Hot & Cold Water
- Tinted Safety Glass Windows
- Hitch Light
- (4) Ground Effect Blue LED Lights
- Digital Antenna Receiver
- Magnetic Baggage Door Catches
- Large Assist Grab Handle
- Cable/Satellite Connection (2 locations)

- (4) Secure Stance® Angled Stabilizer Jacks
- 5/8" Tongue & Groove Plywood Floor
- Walkable Roof
- (2) Marine-Grade Exterior Speakers
- Alpha Superflex® Roof Material
- Gutter w/Downspouts
- Gutters above Slideouts
- Extra-Long Awnings
- Pre-Wired Solar
- Pre-Wired Backup Camera
- 15" Radial Tires

### Options

- Table/Chairs IPO Dinette
- 3/4 Front Cap w/Upgraded Graphics
- Multi-Directional LED Lighted Power Awning
- Swing Away Bumper Mount Grill
- Lighted Power Tongue Jack
- Fireplace – 5,500 BTU Electric Heat
- Theater Seating (most models)
- Flip-Up Bike Rack/Cargo Tray
- Cotton Cloud Mattress
- 15" Aluminum Wheels (4)
- Backup/Observation Camera
- 8 CU FT Refrigerator
- Tri-Fold Sofa
- 15,000 BTU A/C
- 50 AMP Service w/2nd A/C Prep
- 2nd A/C

### Trail Package

- Spare Tire, Carrier & Cover
- Ladder
- Black Tank Flush

### Entertainment Package

- 39" HD LED ROKU-Ready TV w/USB Port & Swing-Arm Bracket

### Explorer Package (Option)

- Aluminum Triple Entry Step
- Friction Hinge Door
- Interior Entry Door Motion Light
- Pass Thru – Motion Light
- Mountain Walnut Interior Wood
- Stainless Steel Appliances
- Cargo Tray/Bike Rack
- Multi-Directional LED Power Awning
- High Polished Aluminum Rims

### SportTrek Toy Hauler Packages & Options

#### Toy Hauler Package

- Spare Tire/Carrier
- Ramp & Transition Extensions
- Security Light
- Black Tank Flush
- Toy Lok®

#### Entertainment Package

- 39" LED ROKU-Ready TV w/Swing-Arm Bracket (32" LED TV in 190VTH)

#### Toy Hauler Options

- Fuel Tank w/Pump Station
- High-Polish Aluminum Rims
- Power Bed (in garage area)
- (2) Power Beds in Garage
- Seat-N-Sleep in Garage
- 15,000 BTU A/C
- Multi-Directional LED Lighted Power Awning
- 50 AMP Service w/2nd A/C Prep
- Retractable Screen Cargo Door
- Lighted Power Tongue Jack
- 2nd A/C

Dealer:



985 N 900 W • Shipshewana, IN 46565  
www.venture-rv.com

Due to continual research and advances, manufacturer reserves the right to change specifications, design, price and equipment without notice, and assumes no responsibility for any error in this literature. Some items shown are not included as standard or optional equipment. ©2017Venture | 11/6/17 | 60M