



RV PRO
BEST OF SHOW
2018

Destinations unlimited

REVEL

WINNEBAGO



On the Cover: Silver Forest Gravity with Kool Kiwi Cabinetry



Gravity with Kool Kiwi Cabinetry



All-In-One Gear Closet and Wet Bath



Power Lift Bed and Gear Garage



This brochure features the Revel 44E floorplan

The true 4x4 RV
opens up a
world of
possibilities

Designed specifically for active outdoor enthusiasts, the all-new Winnebago® Revel takes a no-nonsense approach to adventure, with a straightforward design and function-driven features. Taking full advantage of the proven 4x4 Mercedes-Benz® Sprinter chassis, the Revel's 3-liter turbo-diesel puts 325 lbs./ft. of torque through an on-demand 4WD system, complete with high/low range mode for added off-road capability. Inside, the Revel's unique features start with a floorplan designed around a 140-cu. ft. gear garage with a power

lift bed. A full galley, including a 2.5-cu. ft. compressor refrigerator, makes meal prep a breeze, while the all-in-one wet bath and gear closet boasts a cassette-style toilet that eliminates the need for a separate black water holding tank. Add a standard 200-watt solar power system, diesel-powered heating, a dinette with a pull-up table that converts to additional sleeping space, and many more innovative features and the result is the new Revel: quite simply the most off-road capable RV Winnebago has ever built.

Revel | Lounge

Swivel cab seats and a pull-up table make the Revel's lounge area a comfortable place to rev up for, or unwind after, the day's adventures. Dual-pane acrylic awning windows with shades allow the windows to be opened for ventilation, even in rain, while snap-in screens on sliding and rear doors let the breeze in while keeping the bugs out. When the weather turns, the diesel-fired heating system keeps you cozy while also providing hot water as needed. And the available roof-mounted air conditioning system keeps things cool when the heat is on.



Gravity with Kool Kiwi Cabinetry



Shades

Pull-up Dinette Table



RAM® Tough-Track™ Mounts




Pull-up Dinette Table



Revel | Galley

Cooking is easier and more comfortable aboard the Revel. The 2.5-cu. ft. compressor-driven refrigerator keeps things cool, while the single-burner induction cooktop allows flameless cooking inside the vehicle. The stainless sink features a fold-down faucet and cover, while the flip-up counter extension adds meal prep space.



Revel | Bedroom

After a long day of activities, simply lower the Power Lift Bed from its "up" position over the gear garage and relax on a comfortable gel foam mattress. The dinette also converts to a cross-coach sleeping platform for an overnight guest. The Revel's wet bath with a gear closet offers a low, step-in height and a conveniently integrated shower. The cassette-style toilet swivels for comfortable access, and the bathroom includes a removable clothes hanger alongside three removable shelves for added waterproof storage.







The Revel's cab is ready to go when you are, with comfortable, supportive seats with armrests, adjustable lumbar supports and headrests, and slide/swivel/recline functions. The large screen Infotainment Center with Rand McNally RV GPS with a full complement of driver aids put you in command of the 3.0L, 6-cylinder, diesel engine.



Powered Patio Awning with LED Lighting

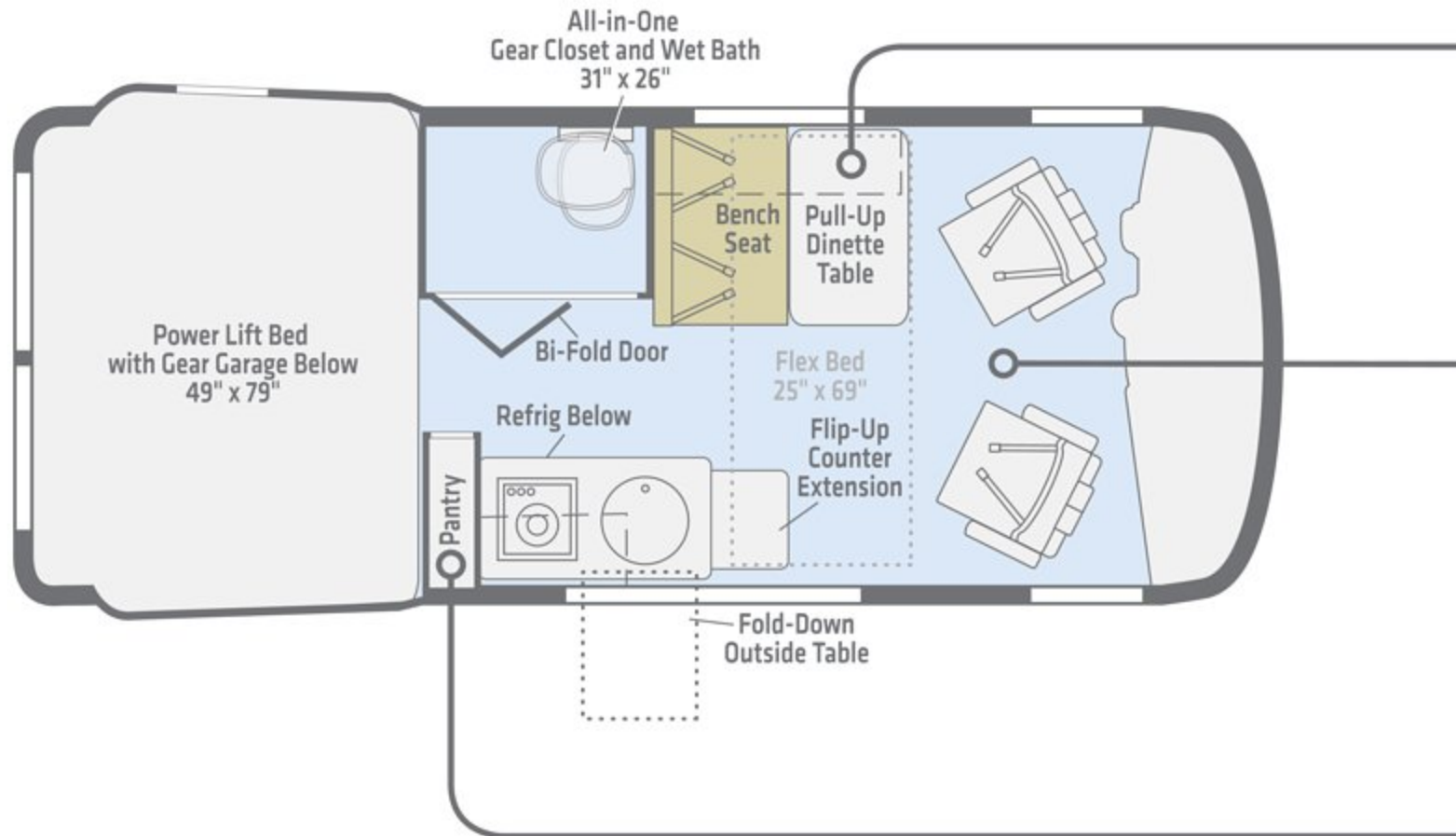


In camp, set up your awning with the push of a button. Built-in LED lighting illuminates your campsite, and the integrated wind sensor automatically retracts the awning when it gets gusty. The exterior shower with hot and cold settings lets you rinse away the day's dust. A movable ladder provides easy access to the luggage rack, while the trailer hitch provides impressive towing capacity when you want to bring more toys.





NEW 44E



Standard
Ultraleather

Vinyl

Length 19'5"
Seating 4

Dimensions shown are for sleeping and shower space only and may vary due to styling differences. Dashed lines denote overhead storage areas. Floorplans and specifications are also available online at WinnebagoInd.com.

[Click here to explore this floorplan's web page.](#)



Pebble Gray



**Pebble Gray
without Graphics**



Silver Forest




**Silver Forest
without Graphics**

Enjoy the Gravity collection with your choice of two cabinet finishes.

Gravity



Ultraleather



Ultraleather Accent



Bed Cover



Wall Material



Laminate Countertop



Vinyl Flooring

Cabinets



Kool Kiwi



Silver Springs

Winnebago® reserves the right to change décor materials and specifications without notice or obligation.

The Holcombes

Peter, Kathy, and Abby have been full-time RVing since 2014. Using photos and videos shot by Peter, a professional photographer, the family has documented their many adventures around the continent including hiking, paddling, climbing, canyoneering, fishing, and more. All from the comfort of their Winnebago.

You can follow their journey at WinnebagoLife.com. You'll also find hundreds of other great stories from GoLife's outstanding contributors, along with how-to articles, gear reviews, RVing tips, and much more.



To learn more about the Holcombes' adventures, visit:



WinnebagoLife.com/about



Weights & Measures

	44E
Length	19'5"
Exterior Height ¹	9'10"
Exterior Width	7'1"
Awning Length	10'
Interior Height	6'3"
Interior Width	6'7"
Freshwater Tank Capacity ² (gal.)	21
Water Heater Capacity (gal.)	Continuous
Cassette Toilet Capacity ² (gal.)	5
Holding Tank Capacity - Gray ² (gal.)	21
LP Capacity ³ (gal.)	NA
Fuel Capacity (gal.)	26.4
GCWR ⁴ (lbs.)	13,550
GVWR (lbs.)	8,550
GAWR - Front (lbs.)	4,101
GAWR - Rear (lbs.)	5,360
Wheelbase	144"
Seating Capacity	4

Mercedes-Benz® Sprinter Chassis

3.0L 6-cylinder, 188-hp, diesel engine, 5-speed automatic Tip Shift transmission, 220-amp. alternator

On-demand 4WD w/low range electronic stability and traction control

4-wheel ABS brakes

Trailer Hitch⁴ 5,000-lb. drawbar/500-lb. maximum vertical tongue weight

7-pin wiring connector

OPTIONAL EQUIPMENT

Performance wheels and BF Goodrich® T/A® KO2 all-terrain tires



Cab Conveniences

Radio/Rearview Monitor System

Chassis/coach battery radio power switch

Cab seats armrests, adjustable lumbar support, adjustable headrest, and slide/swivel/recline



- 3-point seat belts
- Dual airbags
- Cruise control
- Power steering w/tilt wheel
- Mirrors w/pivoting arms
- Power door locks w/remote
- Power windows
- 12-volt powerpoints
- Sunvisors
- Folding privacy screens for cab door windows
- Appiqué package
- Keyless entry w/remote
- Entry door assist handle
- Light/rain sensor automatic light and wiper operation
- Blind spot monitoring w/indicator lights in side mirrors
- Collision prevention assist
- High beam assist

Interior

- LED ceiling lights w/dimmer switch
- Soft vinyl ceiling
- Tinted Dual-pane Euro acrylic windows
- Deluxe powered ventilator fan w/rain cover
- Powered roof vent (bath)
- Systems monitor panel
- USB charger
- Ram® Tough-Track™ mounts

Galley

- Flip-up countertop extension
- Laminate countertop
- Single burner induction range top w/glass cover
- 2.5 cu. ft. compressor driven refrigerator/freezer



Stainless steel sink w/folding faucet and glass cover

- Pantry
- Fold-down exterior table
- Pull-up dinette table

Bath

- Flexible showerhead
- Shower curtain
- Wet bath 31"x26"
- 3 removable shelves convert to wet storage cabinet
- Removable clothes hanger
- Shower mat made from bamboo
- Swiveling cassette toilet

Bedroom

Power Lift Bed

Flex Bed System

140-cu. ft. under-bed storage w/six removable cargo tie-down anchors



Powered patio awning

Porch light w/interior switch

Running boards w/ground effect lighting and rocker trim w/mud guard

Rear mud guards

Movable ladder

Luggage Rack

Heating & Cooling System

Hydronic Heating System

OPTIONAL EQUIPMENT

13,500 BTU high-efficiency roof air conditioner

Electrical System

AC/DC load center/converter

Auxiliary start circuit

3 deep cycle Group 31 batteries (AGM maintenance free)

Coach battery disconnect system

Dual-battery charge system

30-amp. power cord

Exterior AC receptacles

Exterior DC receptacles

Solar panel battery chargers

2,000 watt AC/DC inverter

Plumbing System

Exterior Service Center city water hookup/tank diverter valve, drainage valves, sewer hose valve and exterior wash station w/pump switch

TrueLevel™ holding tank monitoring system

Winterization Package w/valve and siphon tube

On-demand water pump

Galley drain pump

Insulated/heated gray water holding tank

Insulated/heated fresh water tank

Safety

Smoke, and carbon monoxide detectors

10 BC fire extinguisher

Ground fault interrupter

High-mount brake lamps

First aid kit

Emergency flashlight

Warranty⁵

12-month/15,000-mile basic limited warranty⁶

FOOTNOTES

1. The height of each model is measured to the top of the tallest standard feature and is based on the curb weight of a typically equipped unit. The actual height of your vehicle may vary by several inches depending on chassis or equipment variations. Please contact your dealer for further information.
2. Capacities are based on measurements prior to tank installation. Slight capacity variations can result due to installation applications.
3. Capacities shown are tank manufacturer's listed water capacity (WC.) Actual filled LP capacity is 80% of listing due to overfilling prevention device on tank.
4. Actual towing capacity is dependent upon your particular loading and towing circumstances, which includes the GVWR, GAWR and GCWR as well as adequate trailer brakes. Please refer to the Operator's Manual of your vehicle for further towing information.
5. See separate chassis warranty.
6. See your dealer for complete warranty information.

NA Not Available

Not all items available in combination. See dealer for details.

Winnebago's® continuing program of product improvement makes specifications, equipment, model availability, and prices subject to change without notice. Published content reflects the most current product information at time of printing. Please consult your dealer for individual vehicle features and specifications.

Exterior

Side screen door

Rear screen door

