



**AZDEL® ROT PROOF,  
COMPOSITE SIDEWALL PANELS ON BOARD**



# CHAPARRAL TRAINING MANUAL



**LITE**

**X-LITE**

**MID-PROFILE**

**THE MOST FEATURE PACKED LITE & MID-PROFILE 5TH WHEEL AVAILABLE TODAY.**



**WEATHER SHIELD +™ SUPERIOR  
PROTECTION FROM THE ELEMENTS**



**Learn More**  
Scan this barcode using  
a QR Reader on your  
smart phone to learn  
more about Forest River.



# TOW-ABILITY, DESIGN, & QUALITY

THERE'S A REASON WHY CHAPARRAL® IS MORE MANEUVERABLE THAN ALL OTHER 5TH WHEELS OF COMPARABLE SIZE. THERE'S A REASON WHY OUR DESIGNERS SPEND SO MUCH TIME INSIDE & OUTSIDE OF OUR FIFTH WHEELS (TAKING THE TIME TO TALK WITH PEOPLE WHO USE THEM). FINALLY, THERE'S A REASON WHY WE'VE INVESTED SO HEAVILY IN TECHNOLOGY, EQUIPMENT, & MODERN MATERIALS THAT ENSURES THE QUALITY OF OUR FIFTH WHEELS...

- ◆ **TOW-ABILITY** WE BELIEVE THAT A NATURAL TOWING EXPERIENCE (ONE IN WHICH YOU CAN FORGET THAT YOU'RE ACTUALLY PULLING AN RV) CAN BE ACHIEVED THROUGH GREAT AERODYNAMICS, ENGINEERING, & THE USE OF MODERN, LIGHTWEIGHT (BUT MORE ROBUST) BUILDING MATERIALS. WITH THE ADVENT OF CHAPARRAL'S TURN TEC™ ENGINEERING & AZDEL® COMPOSITES, WE'VE TAKEN TOW-ABILITY TO A WHOLE NEW LEVEL.
- ◆ **DESIGN** IN PRODUCT DESIGN, WE STRIVE TO CREATE INTERIORS THAT FEEL RESIDENTIAL & EXTERIORS THAT EXCITE. AS AVID CAMPERS, & BECAUSE WE LISTEN TO OUR CUSTOMERS, WE DESIGN PRODUCTS THAT ARE FUNCTIONAL, PRACTICAL, & EASY TO USE.
- ◆ **QUALITY** FOR OVER 50 YEARS COACHMEN HAS INVESTED IN STATE OF THE ART FACILITIES & TECHNOLOGY THAT PROMOTES EFFICIENT, QUALITY-FOCUSED WORK. EVERY RV IS PUT THROUGH A SERIES OF INSPECTIONS BY BOTH UNCOMPROMISING MACHINES & HUMANS ALIKE, WITH THE GOAL OF MAKING EVERY CHAPARRAL THE VERY BEST ONE THAT WE CAN BUILD.

# EXPLORE THE DIFFERENCE



Notes

## GREATEST VALUE FOR ALL

CHAPARRAL OFFERS A VARIETY OF 5TH WHEELS CATERING TO MOST ALL CUSTOMER NEEDS, AS WELL AS A VAST RANGE OF AFFORDABLE PRICE POINTS, WEIGHTS, & LENGTHS. WHETHER THE PRIORITY IS TOWING WITH A 1/2 TON TRUCK, OR SLEEPING A FAMILY OF TEN, CHAPARRAL HAS NEARLY EVERY 5TH WHEEL CUSTOMER NEED COVERED.

ALL OF THE CHAPARRAL SERIES ARE CONSTRUCTED ON THE SAME PRODUCTION LINE WITH THE SAME CORE CONSTRUCTION METHODS, INSULATION, & HIGH QUALITY MATERIALS. THIS CLEAR ADVANTAGE PROVIDES CONSISTENT RELIABILITY, INCREASED R-RATINGS, & IMPROVED TOWING ADVANTAGES THROUGHOUT OUR ENTIRE PRODUCT

## CHAPARRAL LITE & MID-PROFILE {MID} PRODUCT LINES

- ◆ **CHAPARRAL X-LITE** FIFTH WHEELS ARE FULLY FEATURED & OFFER A MODERN CHARCOAL DECOR & AN EXTERIOR THAT EXCITES WITH AN AUTOMOTIVE PAINTED CAP & X-PACKAGE GRAPHICS. X-LITE'S THREE SLIDE FLOOR PLANS ARE BUILT WITH A LOWER PROFILE & WEIGHT DESIGNED FOR 1/2 TON & 3/4 TON TRUCKS.
- ◆ **CHAPARRAL LITE** FIFTH WHEELS ARE FULLY FEATURED & OFFER A WIDE VARIETY OF LUXURIOUS, THREE SLIDE FLOOR PLANS THAT ARE BUILT WITH A LOWER PROFILE & WEIGHT DESIGNED FOR 1/2 TON & 3/4 TON TRUCKS.
- ◆ **CHAPARRAL MID-PROFILE** FIFTH WHEELS ARE DESIGNED WITH 3/4 TON GAS & DIESEL TRUCKS IN MIND, COMBINING GREAT TOW-ABILITY & LIGHTER WEIGHT; WITH SPACIOUSNESS, LUXURY, & A MULTITUDE OF FEATURES TYPICALLY FOUND IN MUCH HIGHER PRICED FIFTH WHEELS.

# EXPLORE THE DIFFERENCE

## X-LITE



## LITE



## MID-PROFILE



# TURN TEC™ ENGINEERING & FRONT CAP THE DIFFERENCE MAKERS

**CHAPARRAL PRIDES ITSELF ON PROVIDING BEST IN CLASS TOWING. WITH A CHAMFERED FRAME & AN AGGRESSIVE CAP DESIGN, CHAPARRAL IS ABLE TO ACHIEVE AN INDUSTRY LEADING 90° TURNING RADIUS.~ THIS INCREDIBLE MANEUVERABILITY IS COMBINED WITH ONE OF THE MOST AERODYNAMIC CAP DESIGNS EVER FOUND ON A 5TH WHEEL! IN ADDITION, THE FRONT OF OUR UNITS STAND OUT AMONG THE COMPETITION BECAUSE OF THEIR WHITE COLOR\*, WHICH REFLECTS HEAT & WON'T FADE OVER TIME.**

- ◆ 90° TURNING RADIUS~
- ◆ AERODYNAMIC DESIGN
- ◆ WHITE CAP WON'T FADE IN THE SUN {LITES & MIDS}
- ◆ WHITE REFLECTS HEAT/UV AWAY FROM THE 5TH WHEEL {LITES & MIDS}
- ◆ TURN TEC™ MAY NEGATE THE NEED FOR EXPENSIVE SLIDER HITCHES~



<sup>†</sup> = WITH MANY OF TODAY'S 6FT. BED (OR LARGER) TRUCKS — SEE DEALER FOR DETAILS. \* = WHERE APPLICABLE



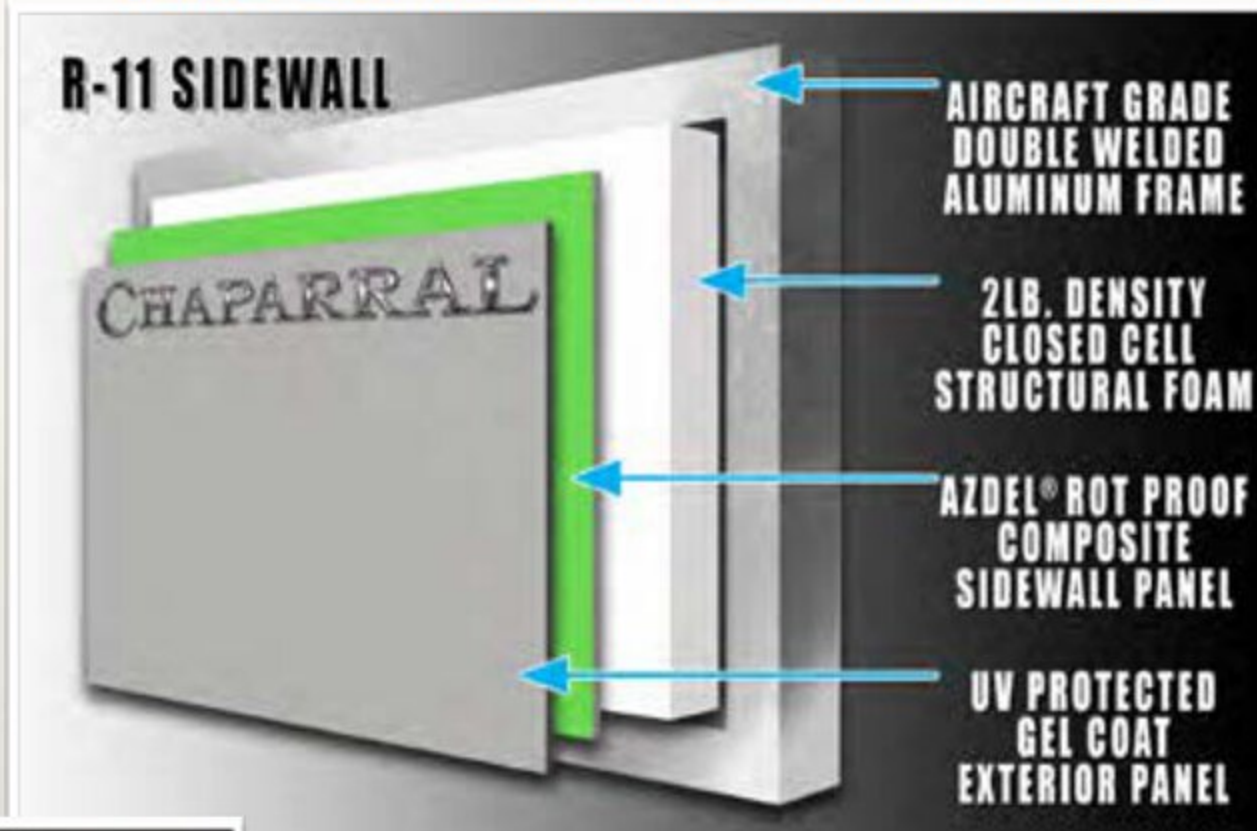
# AZDEL® COMPOSITE BACKED SIDEWALLS

## THE DIFFERENCE MAKERS

SIDEWALL DELAMINATION & WATER DAMAGE EQUAL BIG HEADACHES FOR RVERS. THIS IS WHY CHAPARRAL HAS INCORPORATED AZDEL® COMPOSITE SIDEWALL PANELS FOR OVER 10 YEARS, VIRTUALLY ELIMINATING THESE PROBLEMS. AZDEL® IS IMPERVIOUS TO MILDEW, ROT, & MOLD, WITH THE ADDED BENEFIT OF BEING 50% LIGHTER THAN WOOD, WHILE ACHIEVING 3X THE INSULATION VALUE.

DURING OUR 2-STEP LAMINATION PROCESS, AZDEL® IS VACUUM BONDED TO DOUBLE WELDED, AIRCRAFT GRADE ALUMINUM, & HIGH DENSITY {2LB.}, CLOSED CELL BLOCK FOAM INSULATION; CREATING ONE OF THE STRONGEST & LONGEST LASTING SIDEWALLS IN THE RV INDUSTRY.

- ◆ AMERICAN MADE
- ◆ 50% LIGHTER THAN LUAN
- ◆ 3X THE INSULATION VALUE OF WOOD
- ◆ IMPERVIOUS TO MILDEW, ROT, & MOLD {UNLIKE LUAN}
- ◆ VIRTUALLY ELIMINATES DE-LAMINATION {VOID OF MOISTURE}
- ◆ DOUBLE WELDED, AIRCRAFT GRADE ALUMINUM FRAMED
- ◆ 2-STEP LAMINATION {VACUUM BONDED}
- ◆ HIGH DENSITY {2 LB.}, CLOSED CELL BLOCK FOAM INSULATION



IF A 1/8" THICK POLYSTYRENE CUP PROTECTS HANDS FROM SCALDING COFFEE, IMAGINE HOW WELL A 2" WALL WITH 2LB. CLOSED CELL FOAM PROTECTS YOUR CHAPARRAL!



## EXTERIOR SIDE WALL

Notes

## DEXTER® AXLES & SUSPENSION

CHAPARRAL PROUDLY UTILIZES DEXTER® AXLES, WHICH ARE MANUFACTURED RIGHT HERE IN THE USA. DEXTER® HAS LED THE INDUSTRY IN AXLE DESIGN FOR OVER 50 YEARS, WITH OVER 45 MILLION AXLES INSTALLED. WE UTILIZE THEIR 7,000 LB. AXLE ON MOST MIDS & 5,100 LB. ON ALL OF THE REST. DEXTER'S E-Z FLEX® SUSPENSION SYSTEM (STANDARD ON MIDS, OPTIONAL ON LITES, N/A X-LITES) REDUCES 80% OF VERTICAL ACCELERATION WHEN COMPARED TO A STANDARD EQUALIZER.



- ◆ MADE IN THE USA!
- ◆ 7,000 LB. OR 5,100 LB. AXLES (7,000 LB. 360IBL & LARGER - 5,100 LB. 336TSIK & SHORTER)
- ◆ E-Z FLEX® SUSPENSION (STD. MIDS, OPT. LITES, N/A X-LITES)
- ◆ 5 YEAR WARRANTY + LIFETIME WELD WARRANTY\*

\*= EFFECTIVE FOR MODELS PRODUCED AFTER SEPTEMBER 1, 2016

## UNOBSTRUCTED PASS THROUGH & DOCKING STATION

CHAPARRAL HAS DELIBERATELY DESIGNED THE LARGEST & MOST FUNCTIONAL PASS THROUGH STORAGE IN ITS CLASS (FREE OF BLACK VERTICAL PIPES & OBSTRUCTIONS). FIRST, YOU'LL FIND A DOCKING STATION PROVIDING MOST MAINTENANCE & HOOK UP FUNCTIONS IN ONE CONVENIENT LOCATION. NEXT, WE'VE INCLUDED A 110V OUTLET, 12V BATTERY DISCONNECT, & CABLE/SATELLITE HOOKUPS. FINALLY, WE ARE ONE OF VERY FEW MANUFACTURERS WHO INSULATES THEIR ENTIRE UPPER DECK/PASS THROUGH STORAGE WITH 97% REFLECTIVE RADIANT BARRIER®.

- ◆ LARGER PASS THROUGH, UNOBSTRUCTED (FREE OF BLACK VERTICAL PIPES)
- ◆ CONVENIENT DOCKING STATION/WATER MANAGEMENT
- ◆ 97% REFLECTIVE RADIANT BARRIER®
- ◆ 110V OUTLET, TOOL STORAGE, & CABLE TV HOOKUP
- ◆ 12V BATTERY DISCONNECT & BLACK TANK FLUSH
- ◆ THICK INSULATED DOORS W/ METAL SLAM LATCHES (MAGNET LATCH, MIDS)
- ◆ WATER FILTRATION PREP (MIDS)

# THE DIFFERENCE MAKERS



MID-PROFILE CONVENIENCE CENTER/  
DOCKING STATION

391QSMB & 392MBL TRIPLE DOOR PASS THRU

## ELECTRIC AWNING & ENT. CENTER

AN AWNING IS ONE OF THE MOST IMPORTANT FEATURES ON A RV; IT ALLOWS CUSTOMERS THE ABILITY TO SPEND MORE TIME OUTDOORS WHILE PROTECTING THEM FROM THE ELEMENTS. OUR ELECTRIC AWNING ALLOWS USERS THE SIMPLICITY OF A ONE TOUCH BUTTON TO FULLY EXTEND & RETRACT. ADDITIONALLY, OUR CUSTOMERS WILL EASILY FIND THEIR WAY BACK TO BASE CAMP WITH OUR BRIGHT WHITE LED AWNING STRIP. WHILE UNDER THE AWNING, YOU'LL NEVER MISS THE GAME WITH OUR UNIQUE OUTSIDE TV BRACKET {MIDS} & ALL-WEATHER LED BACKLIT SPEAKERS.

- ◆ FULLY AUTOMATIC ELECTRIC AWNING {ONE TOUCH}
- ◆ CLEAR, BRIGHT WHITE LED STRIP
- ◆ ALL-WEATHER LED OUTSIDE SPEAKER SYSTEM
- ◆ OUTSIDE TV BRACKET {MIDS}

## BOLT ON ACCESSORY RECEIVER BRACKET PREP

STORAGE IS AN IMPORTANT CONCERN FOR ANY RV BUYER, & AT CHAPARRAL WE HAVE WORKED HARD TO EXCEED OUR CUSTOMERS' EXPECTATIONS; FOR THAT REASON, WE'VE INCLUDED {STANDARD} IN EACH MODEL, BOLT-ON ACCESSORY RECEIVER PREP. THESE BOLT-ON BRACKETS WORK IN COORDINATION WITH OUR OPTIONAL 1-1/4" ACCESSORY RECEIVER, CAPABLE OF 150LB. CAPACITIES.


BIKE RACK & BICYCLES ARE SHOWN FOR DEMONSTRATION USE ONLY.

1-1/4" ACCESSORY RECEIVER IS OPTIONAL.

- ◆ STANDARD BOLT-ON ACCESSORY RECEIVER PREP IN ALL SERIES
- ◆ EASILY REMOVABLE
- ◆ AVAILABLE W/ 1-1/4" ACCESSORY RECEIVER OPTION  
(150 LB. CAPACITY \*\*ACCESSORY USE ONLY\*\* CAN NOT BE USED FOR TOWING)

Notes

## THE DIFFERENCE MAKERS



## BACK-UP CAMERA PREP

SAFETY COMES FIRST, & CHAPARRAL HAS PROVIDED CONVENIENT PRE-INSTALLED & PRE-WIRED PREP FOR A BACK UP CAMERA SYSTEM, STANDARD IN ALL CHAPARRAL SERIES. THE CAMERA SYSTEM ITSELF IS AVAILABLE DIRECT FROM WAYINTERGLOBAL NETWORK® ([WAYINTERGLOBAL.COM](https://www.wayinterglobal.com)). OUR PREP IS DESIGNED FOR MODEL CL-718W-D 7, WHICH PROVIDES WIRELESS OPERATION UP TO 30 METERS, UP TO FOUR SPLIT SCREEN CAPABILITY, & OPTIONAL RECORDING WITH AN SD CARD FOR SECURITY.

- ◆ PRE-INSTALLED & PRE-WIRED (VIA RUNNING LIGHTS)
- ◆ WORKS WITH OPT. MODEL "DRIVE" CL-718W-D 7" TFT LCD (16:9)
- ◆ CAMERA SYTEM AVAIL. AT [HTTPS://WWW.WAYINTERGLOBAL.COM/STORE/](https://www.wayinterglobal.com/store/)
- ◆ OR CALL TO ORDER: 1-574-971-4490

## WINEGARD® AIR 360° HDTV/RADIO ANTENNA

- ◆ 360° RECEPTION — NO AIMING OR POINTING, ALWAYS READY FOR RECEPTION, GRABS SIGNALS UP TO 50 MILES AWAY
- ◆ CRANK-FREE DESIGN — FIXED HEIGHT REQUIRES NO CRANKING UP OR DOWN. NO NEED TO REMEMBER TO STOW ANTENNA BEFORE DRIVING AWAY
- ◆ LOW PROFILE, AERODYNAMIC DESIGN — AERODYNAMIC MOUNT OFFERS SUPERIOR WIND RESISTANCE, IS SMALLER, & REQUIRES LESS ROOF SPACE THAN TRADITIONAL RV ANTENNAS
- ◆ DURABLE, DOME STYLE CONSTRUCTION — TESTED FOR DURABILITY, PROVIDING PEACE OF MIND & LESS CHANCE OF DAMAGE FROM HAIL & TREE LIMBS
- ◆ PRE-WIRED FOR AFTERMARKET (ADDITIONAL) WIFI EXTENDER/LTE DOME

## PRE-WIRED FOR OPTIONAL WIFI EXTENDER/LTE DOME

Notes

# THE DIFFERENCE MAKERS



# THE DIFFERENCE MAKERS

MANY OF CHAPARRAL'S NEW OUTSIDE KITCHENS/ENTERTAINMENT CENTERS HAVE BEEN COMPLETELY REDESIGNED WITH DURABLE STEEL COMPONENTS, A SLIDE OUT STAINLESS STEEL CAPITAL™ GRILL\* (WHICH TIES DIRECTLY INTO OUR LP QUICK DISCONNECT), A SLIDE OUT PREP TABLE\*, FRIDGE\*, & PREP FOR OUR OPTIONAL 50" LED HDTV\* (TV BRACKET IS STANDARD).

- ◆ 50" TV PREP\* (BRACKET STANDARD)
- ◆ 50" LED HDTV OPTION\* (RV TESTED)
- ◆ STAINLESS CAPITAL™ GRILL\* (TIES INTO LP QUICK DISCONNECT)
- ◆ SLIDE OUT PREP TABLE\*
- ◆ 110V FRIDGE\*
- ◆ DUAL USB CHARGING STATION\*, EXTRA 110V OUTLETS\*, & LED LIGHTING\*



AVAILABLE IN: 285RLS, 285X, 298RLS, 391QSMB, 392MBL, & 373MBRB \* = WHERE APPLICABLE

## COLEMAN MACH AIR®

PEACEFUL, QUIET COMFORT IS KEY IN ALL CHAPARRALS, SO WE ONLY USE COLEMAN MACH AIR® AIR CONDITIONERS, PROVIDING THE HIGHEST COOLING OUTPUT MONEY CAN BUY {LOWER VOLUME, BUT HIGHER OUTPUT}.

50 AMP SERVICE WITH WIRING, FRAMING, DUAL ZONE CONTROLLER, & 2ND A/C DUCTED PREP IS STANDARD EQUIPMENT ON ALL CHAPARRAL SERIES. IN ADDITION, WE PROVIDE AN UPGRADED 15K LIVING ROOM A/C {STANDARD IN MIDS & X-LITES, OPT. LITES}, & A 13.5K BEDROOM UPGRADE AS A CONVENIENT OPTION.

- ◆ HIGHEST COOLING OUTPUT IN ITS CLASS
- ◆ LOWER VOLUME/HIGHER OUTPUT THAN COMPETITORS
- ◆ 50 AMP 2ND A/C PREP, WIRING, & DUAL ZONE CONTROLLER ARE STANDARD EQUIPMENT IN ALL CHAPARRAL SERIES
- ◆ COMBINED & INSULATED A/C DUCTING  
{LIVING & BEDROOM DUCTING IS COMBINED!}

## TPO ROOF WITH 12 YEAR WARRANTY {TPO = THERMOPLASTIC OLEFIN}

OUR DESIGN TEAM IS CONTINUOUSLY RESEARCHING BUILDING MATERIALS THAT CAN IMPROVE OUR CUSTOMERS' OWNERSHIP EXPERIENCE & THE LONGEVITY OF THEIR INVESTMENT. OUR NON-FELT BACKED TPO MEMBRANE ELIMINATES BLACK STREAKS BECAUSE OF ITS SOLID COLOR THROUGH & THROUGH. TPO ALSO REMAINS FLEXIBLE, MAINTAINING UV, CRACKING, & HAIL RESISTANCE THROUGH ITS ENTIRE LIFETIME {EVEN WITHOUT COSTLY ADD-ON ROOF MEMBRANE SEALERS, WHICH ARE NOT REQUIRED}.

- ◆ NO BLACK STREAKS {SOLID COLOR THROUGHOUT}
- ◆ NOT AFFECTED BY ENVIRONMENTAL CONTAMINANTS
- ◆ UV, CRACK, & HAIL RESISTANT THROUGHOUT LIFETIME
- ◆ NO COSTLY UV PROTECTION TREATMENT OR SPECIAL CLEANERS REQUIRED!
- ◆ 12 YEAR LIMITED WARRANTY ON MEMBRANE

PER FACTORY WARRANTY, ALL SEALS SHOULD BE CHECKED EVERY 6 MONTHS

# THE DIFFERENCE MAKERS



## WEATHER SHIELD+™ {ALL SERIES!}

CHAPARRAL'S WEATHER SHIELD+™ INSULATION SYSTEM WAS CONCEIVED FROM THE LATEST IN AEROSPACE TECHNOLOGY, COMBINING RADIANT BARRIER® PROTECTION, ALONG WITH MODERN INSULATION MATERIALS SUCH AS CLOSED CELL BLOCK FOAM, AZDEL® COMPOSITES, & RESIDENTIAL BATTEN INSULATION. THIS CREATES A WEATHER BARRIER THAT SHIELDS THE ENTIRE INTERIOR OF ALL CHAPARRALS; IMPROVING COMFORT & ENERGY EFFICIENCIES, WHILE EXTENDING OUR CUSTOMERS' CAMPING SEASON... A CHAPARRAL ADVANTAGE!

- ◆ BEST IN CLASS INSULATION {WEATHER SHIELD +™}
- ◆ RADIANT BARRIER® USED THROUGHOUT THE ROOF, CAP, REAR WALL, UNDERBELLY, SLIDE END PANELS, MAIN SLIDE FLOOR, SLIDE ROOF, UPPER DECK, & FULLY ENCLOSED/HEATED UNDERBELLY
- ◆ AZDEL® COMPOSITE SIDEWALL PANELS {3X THE INSULATION OF LUAN}
- ◆ HIGHER DENSITY {2 LB.} BLOCK FOAM INSULATION {SIDEWALLS & FLOOR}
- ◆ BATTEN INSULATION, USED IN COMBINATION WITH RADIANT BARRIER® {ROOF, FRONT CAP, REAR WALL, & SLIDE END PANELS}

## NEW, SOLID STEP® ALUMINUM ENTRY STEPS

SOLID STEP® ENTRY PROVIDES A MUCH MORE RIGID & STABLE ENTRY PLATFORM. THESE LIGHTWEIGHT ALUMINUM STEPS RESIST RUST, ENSURING LONG-LASTING DURABILITY. THE ALUMINUM TREAD PLATES INCLUDED ANTI-SLIP RIDGES & TRACTION STRIPS. SOLID STEP® PROVIDES A CLEAN, MODERN APPEARANCE TO CHAPARRAL, & CONSISTENT, SMOOTH OPERATION FOR MANY YEARS TO COME.

- ◆ EXTRA LARGE TOP STEP TO AVOID MISSTEPS
- ◆ LIGHTWEIGHT, WITH SLEEK EURO-STYLE DESIGN
- ◆ DURABLE ALUMINUM STEPS {WON'T RUST}
- ◆ RIDGED, ANTI-SLIP STRIPS WITH TRACTION
- ◆ 3 TO 4 STEP MODELS {3 STEP IN X-LITE & LITE - 4 STEP IN MIDS BUILT AFTER 12/1/18}

# THE DIFFERENCE MAKERS



## ABUNDANT STAINLESS REFRIGERATOR CONFIGURATIONS

CHAPARRAL PROVIDES ONE OF THE MOST DIVERSE REFRIGERATOR OFFERINGS AVAILABLE TODAY. WE HAVE AN OPTION FOR EVERY SIZE FAMILY & NEED. IF DRY CAMPING IS YOUR THING, WE PROVIDE A GAS/ELECTRIC 8 CUBIC FT. {STD. LITES, X-LITES, & MIDS}, ALL THE WAY UP TO A 12 CUBIC FT. SIDE-BY-SIDE OPTION. NEW IS OUR 10 CUBIC FT. 12V OPTION, & IF DESTINATION CAMPING IS YOUR GOAL, WE OFFER A BEAUTIFUL 14.7 CUBIC FT. FRENCH DOOR OPTION WITH DUAL FREEZER DRAWERS THAT INCLUDES A 1,000 WATT, PURE SINE WAVE INVERTER FOR EXTENDED COOLING

- ◆ 8 CUBIC FT. STAINLESS FRIDGE STANDARD IN X-LITES, LITES, & MIDS
- ◆ 10 CUBIC FT. 12V STAINLESS FRIDGE AVAILABLE IN ALL X-LITES, LITES & MIDS
- ◆ 12 CUBIC FT. STAINLESS FRIDGE AVAILABLE ON:
  - ▶ ALL MID-PROFILES (N/A LITES & 360IBL)
- ◆ 14 CUBIC FT. STAINLESS RESIDENTIAL FRIDGE AVAILABLE ON:
  - ▶ ALL MID-PROFILES (N/A LITES & 360IBL)

## UPGRADED STAINLESS APPLIANCES {ALL SERIES}

A 5TH WHEEL KITCHEN SHOULDN'T BE A COMPROMISE, & CHAPARRAL IS LEADING THE PACK WITH OUR TRUE RESIDENTIAL 30" MICROWAVE, A STANDARD FEATURE IN ALL MID-PROFILES (N/A LITE & X-LITE).

- ◆ XL 30" STAINLESS MICROWAVE IN ALL MIDS {RV SIZE IN LITE & X-LITE}
- ◆ 21" STAINLESS OVEN W/ PIEZO COOKTOP & OVEN IGNITION
- ◆ RESIDENTIAL STYLE COOKTOP GRATES
- ◆ GLASS COOKTOP COVER
- ◆ ADDED TRANSOM WINDOW AT COOKTOP



STAINLESS, MODERN APPLIANCES

## THE DIFFERENCE MAKERS



GREAT FOR ICE STORAGE!

14.7 CUBIC FT. RESIDENTIAL OPTION

## WELL THOUGHT OUT STORAGE SOLUTIONS

CHAPARRAL PROVIDES BEST IN CLASS STORAGE SOLUTIONS FOR THE ENTIRE FAMILY. OUR WELL THOUGHT OUT DESIGNS INCLUDE 75LB. TO 100LB. BALL BEARING DRAWER GUIDES THAT EASILY SLIDE OUT & LOCK IN PLACE\*. LED MOTION SENSOR LIGHTS ALSO HELP TO MAKE FINDING ITEMS MUCH MORE CONVENIENT. WE EVEN HAVE INCLUDED SLIDE OUT TRASH CANS, A 110V. OUTLET, & BUILT-IN PLATE DIVIDERS IN SELECT MODELS.\*

- ◆ XL, RESIDENTIAL SIZED PANTRIES
- ◆ 75LB. - 100LB. BALL BEARING DRAWER GUIDES & REAL PLYWOOD DRAWERS\*
- ◆ CONVENIENT MOTION SENSOR LIGHT\*
- ◆ BUILT-IN PLATE DIVIDERS IN SELECT MODELS

285RLS, 30RLS, 298RLS, 336TSIK, 360IBL, 373MBRB, 381RD, 391QSMB, AND 392MBL ONLY \* = WHERE APPLICABLE



**KITCHEN... THE HEART OF THE HOME**

## THE DIFFERENCE MAKERS



**SLIDE OUT DRAWERS & BUILT-IN PLATE DIVIDERS!\***

**XL RESIDENTIAL PANTRY STORAGE\***

## LED LIGHTING

LED LIGHTING IS THE WAY OF THE FUTURE, LASTING UP TO 50 TIMES LONGER THAN A STANDARD INCANDESCENT BULB. & THAT IS WHY IT IS FOUND THROUGHOUT ALL CHAPARRAL 5TH WHEELS. NOT ONLY ARE LEDS BRIGHTER THAN THEIR INCANDESCENT COUNTERPARTS, BUT THEY ALSO SAVE ENERGY, DRAWING LESS POWER FROM THE BATTERY. CHAPARRAL FEATURES LED LIGHTING IN ALL ROOMS, CLOSETS, & PANTRIES, WITH ATTRACTIVE PUCK LIGHTING IN LIVING AREAS; THIS LENDS A MUCH MORE RESIDENTIAL, HIGH END APPEARANCE.

- ◆ SIGNIFICANTLY BRIGHTER
- ◆ LESS DRAW ON BATTERY
- ◆ HIGHER END PUCK STYLE LIGHTING & NEW MOTION SENSOR LIGHTS IN SELECT AREAS.
- ◆ LASTS UP TO 50 TIMES LONGER THAN INCANDESCENT

## XL FREE STANDING TABLE & CHAIRS\*

CHAPARRAL MID-PROFILES INCLUDE AN EXTRA LARGE FREE STANDING TABLE & CHAIRS AS STANDARD EQUIPMENT (OPTIONAL IN X-LITES & LITES). OUR XL BRAZILIAN WALNUT FINISHED TABLE HAS A LARGE LEAF WITH STORAGE BUILT-IN. THE CHAIRS ARE COMFORTABLE, WITH PLENTY OF PADDING WHERE IT COUNTS, & ALSO INCLUDE HIDDEN STORAGE BUILT-IN.

- ◆ EXTRA LARGE FREE STANDING TABLE W/ LEAF & BUILT-IN STORAGE
- ◆ LARGE ADDITIONAL LEAF FOR INCREASED TABLE SIZE
- ◆ BUILT-IN STORAGE UNDER EACH PADDED SEATING LOCATION

\*= WHERE APPLICABLE

Notes

## THE DIFFERENCE MAKERS

### LED PUCK LIGHTING



MOTION SENSOR LED\*



XL TABLE & CHAIRS W/ BUILT-IN STORAGE

## 50"-55" DELUXE ENTERTAINMENT CENTER

ALL CHAPARRAL SERIES/MODELS HAVE BEEN REDESIGNED TO INCLUDE A DELUXE ENTERTAINMENT CENTER THAT CAN ACCOMMODATE AN OPTIONAL 50"- 55" LED HDTV (SIZE BASED ON MODEL), AM/FM, CD, DVD PLAYER WITH BLUETOOTH, STORAGE, & OPTIONAL 36" WIDE FIREPLACE.

- ◆ TV BRACKET IS STANDARD
- ◆ ACCOMMODATES 50"- 55" LED TV (OPTIONAL, & SIZE IS BASED ON MODEL)
- ◆ ACCOMMODATES 36" WIDE OPTIONAL FIREPLACE

## 36" WIDE ELECTRIC FIREPLACE OPT. {5,200 BTU}

ALL CHAPARRAL SERIES/MODELS HAVE BEEN REDESIGNED TO ACCOMMODATE OUR NEW OPTIONAL 36" WIDE FIREPLACE. THIS WIDER ELECTRIC FIREPLACE DESIGN HAS OVER 5,200 BTU OUTPUT, PROVIDING A LARGE BUILT-IN ELECTRIC SPACE HEATER, & ALTERNATIVE HEATING SOURCE VS. PROPANE (CONSERVING FUEL FOR WHEN IT'S NEEDED MOST). THE DRY HEAT PRODUCED FROM THIS HEATER ALSO HELPS TO ELIMINATE CONDENSATION ON WINDOWS.

- ◆ 36" WIDE DESIGN
- ◆ OVER 5,200 BTU OUTPUT
- ◆ ELECTRIC HEAT OPTION FOR SAVING PROPANE
- ◆ DRY HEAT HELPS EVAPORATE MORNING DEW/CONDENSATION

Notes

# THE DIFFERENCE MAKERS



## LARGE, CROSS-BREEZE FRIENDLY WINDOWS

MOST MANUFACTURERS WILL SKIMP IN THIS LOCATION & UTILIZE NARROW, STATIONARY WINDOWS. CHAPARRAL HAS REJECTED THIS STANDARD UTILIZING LARGE, FUNCTIONAL WINDOWS. CUSTOMERS CAN OPEN OPPOSING WINDOWS ON RL'S FOR A COOL BREEZE ACROSS THE REAR OF THE COACH & A BETTER VIEW OF THEIR FAVORITE CAMPSITE.

- ◆ LARGE, FUNCTIONAL WINDOWS
- ◆ ENABLES CROSS-BREEZE
- ◆ BETTER VIEW OF THE GREAT OUTDOORS!
- ◆ 80% DARK TINT PRIVACY WINDOWS

\*= WHERE APPLICABLE

## 78" THOMAS PAYNE® TRI-FOLD MEMORY FOAM SOFA & THEATRE SEATING WITH HEAT, MASSAGE, & LED LIGHTS\*

THE SOFA & THEATRE SEATING ON A COACHMEN CHAPARRAL REDEFINES WHAT AN RV ENTHUSIAST SHOULD EXPECT OUT OF RV FURNITURE. LONG ENOUGH TO STRETCH OUT & COMFORTABLE ENOUGH TO SLEEP ON, OUR LARGE SOFA IS AN AFTERNOON NAP WAITING TO HAPPEN. THIS SOFA CONVERTS INTO A NEAR KING SIZE BED WITH A MEMORY FOAM MATTRESS. ON EITHER SIDE OF THE SOFA IS AN END TABLE WITH CUP HOLDERS, DUAL USB CHARGING STATION, & AN EASILY ACCESSIBLE 110V OUTLET FOUND ON BOTH SIDES OF THE SOFA\*. THE HEATED, MASSAGE, LED LIT THEATRE SEATS ARE ENOUGH TO LEAVE THE NEIGHBORS DROOLING.

- ◆ DURABLE METAL FRAMED HIDE-A-BED (NO UNCOMFORTABLE SUPPORT RODS)
- ◆ LARGEST IN CLASS (NEARLY KING SIZE WHEN UNFOLDED)
- ◆ COMFORTABLE MEMORY FOAM ACROSS ENTIRE HAB SLEEPING SURFACE
- ◆ DUAL 110V. OUTLETS, DUAL CHARGING STATION AT SOFA END TABLES\*
- ◆ THEATRE SEATING (WALL HUGGER) WITH HEAT, MASSAGE, LED LIGHTS, & CUP HOLDERS\* (APPLICABLE TO UNITS BUILT AFTER 12/1/18)

\*= WHERE APPLICABLE, HEAT, MASSAGE, LED LIGHTS, ETC... N/A X-LITE

## THE DIFFERENCE MAKERS



## ABUNDANT BATHROOM APPOINTMENTS

A LARGE & FUNCTIONAL BATHROOM ADDS TREMENDOUS VALUE TO A HOME, & WE HAVE APPLIED THIS CONCEPT TO EACH OF OUR NEW CHAPARRALS. MIDS INCLUDE A WALK-IN SHOWER WITH SEAT & SLIDING GLASS DOORS\*. LITES & X-LITES INCLUDE A LARGE RADIUS GLASS SHOWER\*, WHILE BOTH PROVIDE A LINEN CLOSET WITH EXTRA DEEP STORAGE, LARGE SINK, & A RESIDENTIAL MEDICINE CABINET WITH A WEALTH OF STORAGE... & OF COURSE TOWEL HOLDERS. FINALLY, THE LARGE SKYLIGHT ALLOWS IN A MUCH MORE NATURAL LIGHT WHILE INCREASING HEADROOM.

- ◆ LARGE WALK-IN SHOWER WITH SEAT {MIDS\*}
- ◆ LARGE GLASS SURROUND SHOWER {LITES, X-LITES, & 373MBRB}
- ◆ DEDICATED HEAT DUCT FOR COOLER DAYS
- ◆ LARGE LINEN STORAGE CABINET
- ◆ DURABLE THERMOFOIL COUNTERS {NO T-MOLD}
- ◆ DECORATIVE, MULTI-HOOK TOWEL HOLDERS

\*= WHERE APPLICABLE

## THE MASTER SUITE

HIGH QUALITY BEDS CAN MAKE THE DIFFERENCE BETWEEN A GOOD & BAD DAY, & THIS IS WHY CHAPARRAL SPARED NO EXPENSE. WE DO SO BY UTILIZING THE LATEST IN HIGH END SLEEPING SYSTEMS FROM BLACK LABEL®, FEATURING STATE-OF-THE-ART PILLOW TOP TECHNOLOGY.

CHAPARRAL ALSO DOES NOT UTILIZE A 60"X74" RV-SIZE MATTRESS, BUT INSTEAD OPTS FOR THE FULL 60"X80" VERSION FOUND IN HOMES ACROSS THE COUNTRY. ADDITIONALLY, MOST MID-PROFILE MODELS OFFER A LARGER KING SIZE BED OPTION {72"X80"}.

- ◆ RESIDENTIAL 60" X 80" QUEEN SIZE BED {LIKE HOME}
- ◆ BLACK LABEL® PILLOW TOP COMFORT TECHNOLOGY
- ◆ KING BED OPTIONAL ON SELECT MID-PROFILE MODELS
- ◆ DUAL 110V. OUTLETS AT BEDSIDE\*
- ◆ INDEPENDENTLY CONTROLLED READING LIGHTS
- ◆ BUILT-IN CUP HOLDERS IN KING BED SLIDES\* {MIDS}
- ◆ WASHER & DRYER PREP {ALL MIDS N/A 373MBRB}

## THE DIFFERENCE MAKERS





# **CHAPARRAL CONSTRUCTION OVERVIEW**

**FRAME**

**SLIDE ROOMS/SEALS**

**WOODWORK**

**WHEELS & TIRES**

**JACKS, 4/6-POINT**

**COUNTERS & SINKS**

**AXLES**

**SIDEWALLS**

**QC FIRST {IN-HOUSE}**

**SUSPENSION**

**ROOF**

**QC FIRST {3RD PARTY}**

**UNDERBELLY & FLOORS**

**INSULATION**

**WARRANTY**

**DOCKING STATION**

**OWNER PERKS**

# FRAME, WHEELS, TIRES, AXLES, & SUSPENSION

## ◆ ONE PIECE I-BEAM FRAME

- ▶ 8", 10" OR 12" BASED ON MODEL
- ▶ MORE REINFORCED OUTRIGGERS {FOUNDATION} USED TO ATTACH FLOOR TO FRAME
- ▶ CROSS MEMBERS PROVIDE ADDITIONAL SUPPORT
- ▶ EXTRUDED, ONE-PIECE CONSTRUCTION

## ◆ WHEELS & TIRES

- ▶ 16" RADIAL TIRES - CHAPARRAL MIDS
- ▶ 15" RADIAL TIRES - LITES AND X-LITE {OPT. FOR 16"}
- ▶ ALUMINUM WHEELS STANDARD, UNDERMOUNT SPARE STANDARD
  - ★ 12 MONTH LIONSHEAD "NO EXCUSES GUARANTEE"\*
  - ★ 5 YEAR LIONSHEAD MANUFACTURER'S DEFECT WARRANTY\*

\*= EFFECTIVE WITH MANUFACTURER'S DATE CODE STARTING IN 2016

## ◆ AXLES & SUSPENSION

- ▶ 7,000 LB. DEXTER AXLES® ON MIDS {5,100 LB. ON 27RKS, 298RLS, & 336TSIK}
- ▶ 5,100 LB. DEXTER AXLES® ON ALL LITES
- ▶ DEXTER E-Z FLEX® SUSPENSION STANDARD ON MIDS, OPT. LITES
  - ★ 5 YEAR DEXTER AXLE WARRANTY\* {INDUSTRY'S BEST WARRANTY}
  - ★ LIFETIME WELD WARRANTY\* {INDUSTRY'S BEST WARRANTY}
  - ★ 8 LUGS ON 7,000 LB. AXLES/6 LUGS ON 5,100 LB. AXLES

\*= EFFECTIVE WITH MANUFACTURER'S DATE CODE STARTING SEPTEMBER 1, 2016



Notes

# FLOOR & UNDERBELLY

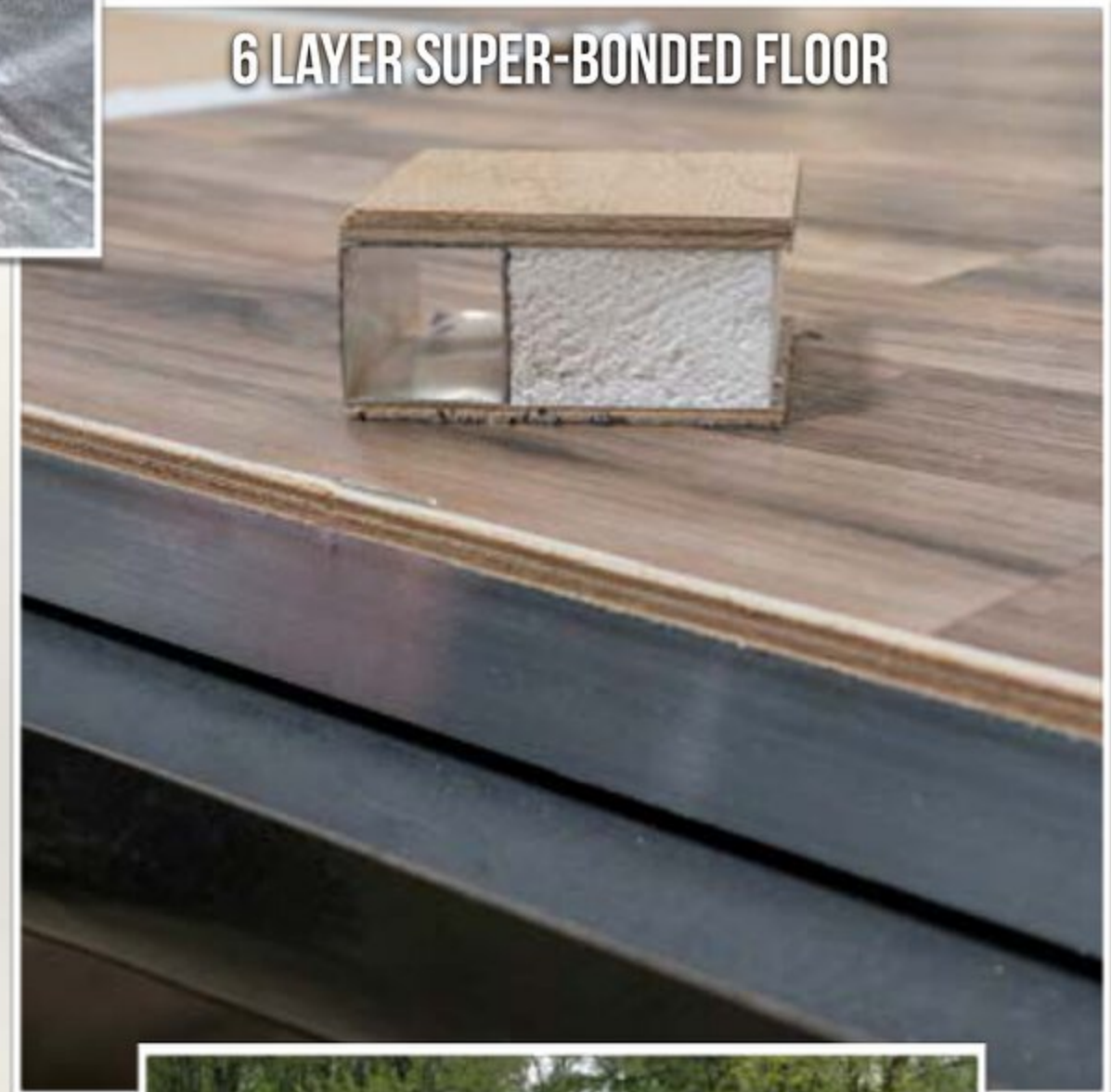


## ◆ FLOOR CONSTRUCTION {MULTI-LAYER - SUPER-BONDED}

- ▶ DAMPENING {BACKED} VAPOR BARRIER {DARCO®}
- ▶ LAMINATED 1/8" PLYWOOD PANEL
- ▶ 2 LB. CLOSED CELL FOAM INSULATION
- ▶ DOUBLE-WELDED ALUMINUM FRAMING
- ▶ IN FLOOR FURNACE DUCTING {GALVANIZED STEEL}
- ▶ DUAL LAYER LAMINATED 1/8" PLYWOOD PANELS {STAGGERED TO ELIMINATE SEAMS}
- ▶ CONGOLEUM CARE FREE® VINYL FLOORING {3 YEAR COLD CRACK WARRANTY}
- ▶ SHAW R2X® STAIN SHIELD CARPET WITH CARPET PAD IN SELECT AREAS

## ◆ INSULATED UNDERBELLY CONSTRUCTION

- ▶ 1/4" THICK, FLUTED {CORRUGATED} COROPLAST®
  - ★ ACTS AS AN INSULATOR
  - ★ PROVIDES PROTECTION FROM RODENTS, ROCKS, & DEBRIS
  - ★ FOAM SEALED AT THE FACTORY
- ▶ SECTIONALIZED IN 4 X 8' PANELS
  - ★ MUCH EASIER TO SERVICE TANKS {NO NEED TO CUT}
- ▶ DUCTED HEAT & INSULATED WITH RADIANT BARRIER® {TANK AREA}
  - ★ RADIANT BARRIER® IS A KEY COMPONENT IN ALL CHAPARRALS WHICH INCLUDE WEATHER SHIELD+™
  - ★ SEALS & MAINTAINS CONSTANT TEMPERATURE WITHIN 2° F AT GATE VALVE AND TANK AREA
  - ★ ALUMINUM BASED RADIANT BARRIER® ACTS AS A MOUSE BARRIER {RODENTS ARE LESS LIKELY TO CHEW THROUGH ALUMINUM}



# DOCKING STATION/WATER MANAGEMENT

### ◆ CONVENIENT DOCKING STATION FEATURES

- ▶ 110V OUTLET X 2 {GFI}
- ▶ CABLE & SATELLITE HOOK UPS {INDIVIDUAL RG-6 CABLE RUNS}
- ▶ BRIGHT LED LIGHTING
- ▶ OUTSIDE HOT & COLD SHOWER
- ▶ BLACK TANK FLUSH
- ▶ WATER FILTRATION PREP {MIDS}
- ▶ WATER HEATER BYPASS VALVE\* {MIDS}
- ▶ HEATED & ENCLOSED REMOTE GATE VALVE CONNECTIONS
- ▶ EASY WINTERIZATION & TANK FILL CONNECTIONS
- ▶ CLEARLY ETCHED LABELS FOR CONNECTIONS
- ▶ LOCKABLE
- ▶ SYPHON FILL CAPABILITY {MIDS}

\*= WHERE APPLICABLE




## CHAPARRAL MID-PROFILE DOCKING STATION

# SLIDE ROOMS & JACKS

- ◆ ALL SLIDE ROOMS ARE ELECTRIC & INDEPENDENTLY CONTROLLED
  - ▶ ALL MAIN SLIDES ARE FLUSH FLOOR + RACK & PINION (N/A WARDROBE SLIDES)
  - ▶ WARDROBE SLIDES ARE 4-POINT SCHWINTERK® (300 LBS. OR LESS)
  - ▶ ALL MAIN SLIDES CAN BE MANUALLY RETRACTED
  - ▶ MANUAL CRANK TOOLS ARE PROVIDED & MOUNTED IN PASS-THRU STORAGE
  - ▶ MAIN SLIDES ARE FLUSH FLOOR
- ◆ MULTIPOINT SLIDES SEALS WITH DUAL SQUEEGEE WIPES
  - ▶ ALL MAIN SLIDES FEATURE MULTIPOINT BULB SEALS
  - ▶ ALL MAIN SLIDES FEATURE BUILT-IN MOISTURE WICKING WIPES, CORNER COMPRESSION MOLDINGS & WEEP HOLES
  - ▶ CHAPARRAL WIPES FEATURE “NO MEMORY” TECHNOLOGY MEANING THEY WON’T RETAIN SHAPE WHEN FOLDED OVER FOR LONG PERIODS
- ◆ ALL JACKS ARE ELECTRIC & GEAR DRIVEN
  - ▶ FRONT JACKS FEATURE ONE TOUCH OPERATION & PULL PINS
  - ▶ REAR JACKS FEATURE ONE TOUCH OPERATION
  - ▶ 4/6-POINT ELECTRIC AUTO-LEVEL IS AVAILABLE ON ALL CHAPARRAL SERIES/ MODELS (4/6-POINT OPT. BASED ON MODEL), PROVIDING INTERIOR OR EXTERIOR CONTROL OF SELF-LEVELING FUNCTIONS, WITH THE ABILITY FOR MANUAL OVERRIDE

Notes



# SIDEWALLS

## ◆ SIDEWALL CONSTRUCTION BREAKDOWN {2-STEP/VACUUM BONDED}

- 3M®, UV RESISTANT DECALS
- UV PROTECTED GEL COAT FINISH
- AZDEL® COMPOSITE PANELS
  - ★ 50% LIGHTER THAN WOOD
  - ★ WILL NEVER MILDEW, ROT, & MOLD
  - ★ LESS THAN 1% CHANCE OF DELAMINATION
  - ★ INCREASES R-VALUES {SIDEWALL = R 11, BEST IN CLASS!}
  - ★ 3 TIMES THE INSULATION OF LUAN PANELS
  - ★ ODORLESS & FORMALDEHYDE FREE
  - ★ INCREASED SOUNDPROOFING VS. LUAN PANELS
- DOUBLE-WELDED ALUMINUM FRAMING {ETCHED}
  - ★ EVERY OPENING FRAMED {DOORS, WINDOWS, APPLIANCES, ETC...}
  - ★ WOOD INSERTED INSIDE TUBING TO PROVIDE "BITE" FOR SCREWS
- MOISTURE CURED URETHANE ADHESIVE COATING {WATERPROOF!}
- LOCTITE® ADHESIVE APPLIED TO LARGE ALUMINUM TUBES
- 2 LB., CLOSED CELL BLOCK FOAM INSULATION
  - ★ CLOSED CELL FOAM RESISTS MOISTURE
  - ★ PROVIDES MORE STRUCTURAL INTEGRITY THAN 1-1/2 LB. FOAM
  - ★ ALLOWS FOR LONGER VACUUM BOND TIMES UNDER HIGHER PRESSURE
- GALVANIZED STEEL BACKERS & WOOD INSERTS
  - ★ PROVIDES SUPPORT FOR CABINETS/COAT HOOKS/SECURES SCREWS
- LAMINATED INTERIOR DECORATIVE PANELING

Notes



# ROOF

## ◆ ROOF CONSTRUCTION BREAKDOWN

- TPO (THERMOPLASTIC POLYOLEFIN) ROOF
  - ★ SOLID COLOR THROUGH & THROUGH (NO BLACK STREAKS)
  - ★ 12 YEAR WARRANTY (WATER CAN'T DAMAGE)
  - ★ MAINTENANCE FREE MEMBRANE (NO DRESSINGS REQUIRED)
- 3/8" FULL WALK ON ROOF SHEATHING
- RADIANT BARRIER® INSULATION
  - ★ SPACE AGE TECHNOLOGY SIMILAR TO THAT USED BY NASA®
  - ★ REFLECTS 97.1% OF HEAT FROM BOTH SIDES
  - ★ MAINTAINS INTERNAL TEMPERATURE WITHIN 2 DEGREES FROM CEILING TO FLOOR
- REINFORCED 5" WOOD TRUSSES, WHICH ARE 16" ON CENTER
  - ★ WOOD TRUSSES DON'T ATTRACT CONDENSATION
  - ★ WOOD HAS THE "MEMORY" ADVANTAGE, WHICH MEANS IT HAS THE ABILITY TO FLEX & BOUNCE BACK. ALUMINUM WON'T ALLOW FOR THE NATURAL MOVEMENT IN RV ROOF STRUCTURES
  - ★ WOOD TRUSSES INSULATE, ALUMINUM CONDUCTS
  - ★ WOOD TRUSSES OFFER SOME OF THE HIGHEST STRENGTH TO WEIGHT RATIOS OF ANY CONSTRUCTION MATERIAL AVAILABLE TODAY!
- 5" BATTEN INSULATION
- INSULATED AC DUCTS
- INTERIOR DECOR PANELS

Notes



# INSULATION & WEATHER SHIELD +™

**SIDEWALLS = R-11+, ROOF = R-38+, FLOORS {INCLUDING UNDERBELLY} = R-30+, + HEATED UNDERBELLY**

**◆ WEATHER SHIELD +™ SHIELDING CHAPARRAL FROM THE EXTREME**

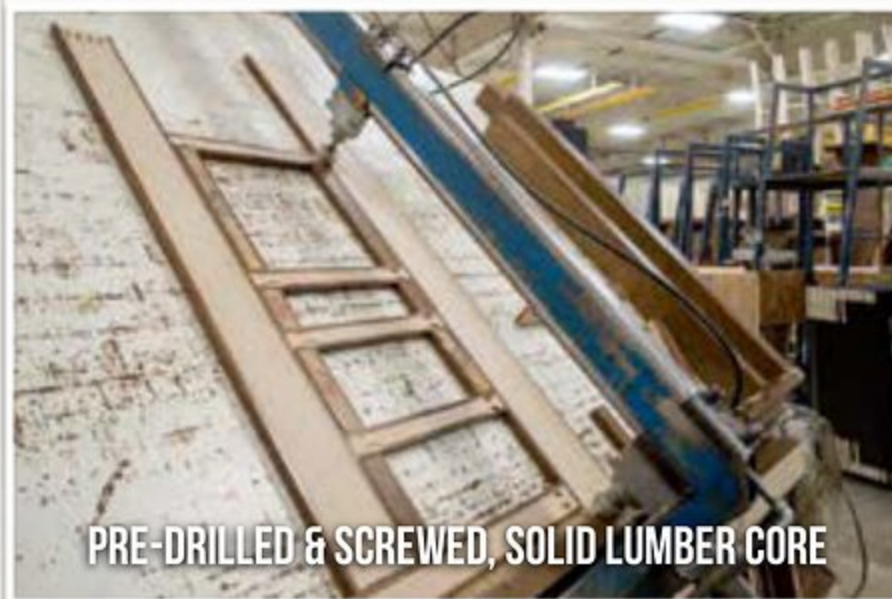
- ▶ **RADIANT BARRIER® {97.1% REFLECTIVITY} LOCATED IN:**
  - ★ **ROOF, FRONT CAP, REAR WALL, PASS-THRU {UPPER DECK}, MAIN SLIDE ROOM FLOORS, SLIDE ROOM END PANELS, SLIDE ROOM ROOF, & LAMINATED TO THE TOP OF OUR UNDERBELLY UNDERLAYMENT**
  - ★ **RADIANT BARRIER® IMPROVES BOTH HEATING & COOLING EFFICIENCIES BY REFLECTING HEAT OUT IN THE SUMMER WHILE REFLECTING HEAT BACK IN DURING THE WINTER**
  - ★ **RADIANT BARRIER® HELPS TO PROVIDE A HEATING FLOOR EFFECT BY MAINTAINING AN AVERAGE 2 °F VARIANCE BETWEEN FLOOR & CEILING**
- ▶ **BATTEN INSULATION LOCATED IN:**
  - ★ **ROOF, FRONT CAP, REAR WALL, & SLIDE ROOM END PANELS**
  - ★ **CAN BE USED IN COMBINATION WITH RADIANT BARRIER® WITHOUT FEAR OF CONDENSATION BUILD UP SINCE RADIANT BARRIER® IS PERFORATED**
- ▶ **2 LB., CLOSED CELL BLOCK FOAM LOCATED IN FLOORS & SIDEWALLS**
  - ★ **CLOSED CELL FOAM KEEPS MOISTURE OUT**
  - ★ **2 LB. FOAM PROVIDES IMPROVED STRUCTURAL INTEGRITY**
- ▶ **FULLY DUCTED HEAT TO SEALED, ENCLOSED, & INSULATED UNDERBELLY, TANKS, & REMOTE DUMP VALVES**

- ➡ CHAPARRAL HAS BEEN 3RD PARTY 110 °F & 0 °F TESTED
- ➡ AT 0 °F, THE INTERIOR MAINTAINED AN AVERAGE OF 70 °F
- ➡ AT 110 °F, THE UNIT REMAINED AN AVERAGE OF 76 °F
- ➡ AT 0 °F, THE TANK AREA MAINTAINED AN AVERAGE OF 56 °F



## WOODWORK & CABINETS

- ◆ **REAL HARDWOOD DRAWERS**
  - ▶ 75 LB. - 100 LB. FULL EXTENSION DRAWER GUIDES
- ◆ **SOLID WOOD LUMBER CORE CABINET STYLES**
  - ▶ STYLES ARE MADE OF REAL WOOD, PRE-DRILLED & SCREWED
- ◆ **MORTISE & TENON JOINTS USED ON ALL CABINET FACES**
  - ▶ PROVEN TECHNIQUE USED FOR THOUSANDS OF YEARS BECAUSE OF ITS SIMPLICITY & STRENGTH
- ◆ **UNIQUE, HAND RUBBED STAINS**
  - ▶ LOW VOC & WATER BASED
  - ▶ DISTINCTIVE APPEARANCE WITH UNIQUE CHARACTER IN EVERY CHAPARRAL



## Notes

# COUNTERS & SINKS

- ◆ **STANDARD WITH THERMOFOIL COUNTERTOPS {ALL SERIES}**
  - SEAMLESS
  - WATERPROOF
  - HEAT & SCRATCH-RESISTANT
  - WON'T DELAMINATE OVER TIME FROM WEAR & TEAR
  - NO T-MOLD INSERTS, WHICH CAN CAUSE COUNTERTOP SWELLING
  - COMES STANDARD WITH MATCHING SINK COVERS {UNITS BUILT AFTER 12/1/18}
- ◆ **SOLID SURFACE COUNTERS ARE OPTIONAL IN LITES & MIDS**
  - NON-POROUS
  - EASILY REPAIRABLE
  - MATCHING SOLID SURFACE SINK COVERS {MIDS ONLY}
  - MATCHING FLUSH MOUNT STOVE WITH GLASS COVER IN MIDS
- ◆ **50/50 STAINLESS, UNDERMOUNT KITCHEN SINKS {ALL SERIES}**
  - MODERN & DURABLE, NOT PLASTIC OR ACRYLIC
  - DEEP ENOUGH FOR A LARGE SPAGHETTI POT
  - 50/50 DESIGN MAKES IT EASY TO SOAK, WASH, & RINSE
  - CONSERVES WATER VS. A SINGLE BASIN STYLE SINK

Notes



- 
- A speedometer-style gauge with a black face and a silver rim. The word 'QUALITY' is written in large, bold, yellow capital letters across the center. Below it, the word 'Level' is written in smaller white capital letters. The gauge has five main segments labeled in white capital letters: 'VERY LOW' (green), 'POOR' (green), 'AVERAGE' (yellow), 'GOOD' (orange), and 'EXCELLENT' (red). A red needle points to the 'EXCELLENT' segment. There are also smaller tick marks between the main segments.

## A circular seal with a blue border. The outer ring contains the text "PROUD RECIPIENTS OF RVDA'S DSI AWARD" in blue. The inner ring contains "DEALER SATISFACTION INDEX" in red, repeated twice. In the center, "RVDA'S" is written in blue above a large, stylized "DSI" in black. Below "DSI" is the year "2019" in black. Two blue stars are positioned at the bottom of the inner ring.

▶ THESE TEST RESULTS ARE PROVIDED TO COACHMEN'S PRESIDENT, OUR 5TH WHEEL GM, SM, PLANT MANAGER, GROUP LEADERS, & ARE FINALLY SHARED WITH OUR PRODUCTION TEAM, BEING POSTED WHERE EACH DEPARTMENT CLOCKS IN DAILY. THESE TESTS ENCOMPASS THE FOLLOWING {AND MUCH MORE}:

- ★ WATER PRESSURE TEST - ENSURES NO LEAKS FROM PLUMBING LINES TO WATER TANKS
- ★ SEAL-TECH® TEST - USES HIGH PRESSURE TO ENSURE ALL UNITS ARE FREE OF SEAL VOIDS IN WINDOWS, SLIDES, DOORS, ETC...
- ★ LP TEST - USES HIGH PRESSURE TO ENSURE NO LEAKS IN LP TANKS, OR GAS APPLIANCES
- ★ RAIN BOOTH TEST - ENSURES NO WATER CAN ENTER THE UNIT WHILE CLOSED/ OPEN UNDER HIGH INTENSITY RAINFALLS
- ★ CODE VIOLATION TEST - ENSURES REGULATORY COMPLIANCE OF ALL RVDA, STATE, & FEDERAL REQUIREMENTS



# WARRANTY

## FOREST RIVER WARRANTY

- ◆ **VALID TO ORIGINAL CONSUMER**
  - ◆ **VALID FOR ONE YEAR FROM DATE OF PURCHASE +**
  - ◆ **MANY COMPONENTS FEATURE A LONGER {SEPARATE} WARRANTY FROM THE ORIGINAL MANUFACTURER/SUPPLIER:**
    - ▶ **DOMETIC® REFRIGERATOR - LIMITED 2 YEAR WARRANTY**
    - ▶ **NORCOLD® REFRIGERATOR - LIMITED 1 YEAR WARRANTY**
    - ▶ **COLEMAN MACH AIR® A/C - LIMITED 2 YEAR WARRANTY**
    - ▶ **ATWOOD®/DOMETIC® APPLIANCES - LIMITED 2 YEAR WARRANTY**
    - ▶ **CONVERTER - LIMITED 2 YEAR WARRANTY**
    - ▶ **CONGOLEUM CARE FREE® VINYL FLOORING - LIMITED 3 YEAR COLD CRACK WARRANTY**
    - ▶ **TPO ROOF MEMBRANE - LIMITED 12 YEAR WARRANTY {MEMBRANE}**
    - ▶ **DEXTER® AXLES - LIMITED 5 YEARS/LIFETIME WELD WARRANTY**
- \*= EFFECTIVE SEPTEMBER 1, 2016**
- ▶ **LIONSHEAD® ST TIRES - LIMITED 12 MONTH/5 YEAR**
    - ★ **12 MONTH LIONSHEAD "NO EXCUSES GUARANTEE"\***
    - ★ **5 YEAR ST LIONSHEAD MANUFACTURER'S DEFECT WARRANTY\***
- \*= EFFECTIVE WITH MANUFACTURER'S DATE CODE STARTING IN 2016/SEPT. 2016**



# OWNERSHIP PERKS!



- ◆ FREE ONE YEAR MEMBERSHIP IN THE COACHMEN OWNERS' ASSOCIATION; THE LARGEST CORPORATE SPONSORED CAMPING CLUB IN NORTH AMERICA
- ◆ COA PROVIDES A BROAD SPECTRUM OF VALUE PROPOSITIONS FOR OUR OWNERS INCLUDING:
  - › TOWING
  - › PLANNED TRIPS/ TOURS
  - › RALLIES AT BULK RATE DISCOUNTS
  - › FREE TRIP ROUTING
  - › FREE CAMPGROUND DIRECTORY
  - › FREE MONTHLY NEWSLETTERS
  - › MAIL FORWARDING
  - › A DEDICATED COA WEB SITE
  - › LOCAL & STATE CLUB ACTIVITIES
  - › CARAVAN CHAPTER MEMBERSHIP OPPORTUNITIES
  - › MOST IMPORTANTLY, COA ENHANCES THE COACHMEN OWNERSHIP & RV LIFESTYLE EXPERIENCE.



- ◆ ROADSIDE ASSISTANCE
- ◆ COACHMEN INCLUDES ONE YEAR OF SAFERIDE RV MOTOR CLUB® EMERGENCY ROADSIDE ASSISTANCE FOR THOSE WHO BUY A NEW COACHMEN RV. THIS SERVICE GIVES COACHMEN OWNERS 24/7 ACCESS TO OPERATIONAL, TECHNICAL & EMERGENCY ROAD SERVICES, INCLUDING:
  - › TOWING
  - › JUMP STARTS
  - › TIRE CHANGES
  - › FLUID DELIVERY
  - › LOCKOUT SERVICE
  - › WINCH OUT
  - › MOBILE MECHANIC
  - › TECHNICAL SUPPORT
  - › DEALER LOCATOR SERVICES
  - › NO MATTER WHERE YOU GO, WE'RE READY TO HELP!



# INTERACTIVE OWNERSHIP PERKS!

ANDROID® & APPLE® READY

## ♦ INTERACTIVE FEATURES

- ▶ FILTER BY CLASSIFICATION
- ▶ ENGLISH & FRENCH TRANSLATIONS
- ▶ INTERACTIVE TABLE OF CONTENTS
- ▶ LIVE SEARCH POS
- ▶ DOWNLOADABLE SUPPLIER MANUALS
- ▶ RV HOW-TO VIDEOS
- ▶ DOWNLOADABLE PDF VERSION
- ▶ MOBILE APPS FOR ANDROID® APPLE® DEVICES

## ♦ HOW-TO VIDEOS

- ▶ WATER TANK LEVELS
- ▶ CONNECT CITY WATER
- ▶ DE-WINTERIZATION
- ▶ ELECTRICAL SYSTEMS
- ▶ EMPTYING HOLDING TANKS
- ▶ FILLING FRESH WATER TANK
- ▶ HEATING & COOLING
- ▶ HITCHING YOUR 5TH WHEEL
- ▶ SANITIZING THE WATER SYSTEM
- ▶ SLIDE ROOM OPERATION
- ▶ TV ANTENNA & CABLE
- ▶ WASTE WATER SYSTEMS
- ▶ WINTERIZATION

## CUSTOMER SATISFACTION



[www.ForestRiverBuyLocal.com](http://www.ForestRiverBuyLocal.com)

All information contained in this publication is believed to be accurate at the time of print. However, during the model year it may be necessary to make revisions, & Coachmen reserves the right to make all such changes without notice; including prices, colors, materials, equipment, & specifications, as well as the addition of new models & the discontinuance of models shown. Therefore, please consult with your Coachmen dealer & confirm the existence of any materials, design or specifications that are material to your purchase decision. Some items shown for demonstration use only. \*Where Applicable. Standards, options, & specifications based on models built after 12/1/18. Revision 4/22/19.

All rights reserved, Coachmen 5th Wheels 2018-2019.

## INTERACTIVE OWNER'S MANUAL MOBILE APPS

Available on the App Store | Get it on Google play

[www.forestriverinc.com/manuals](http://www.forestriverinc.com/manuals)

**MOBILE**  
You are on the go. Your owner's manual should be too.

**DYNAMIC**  
Instant updating means your manual is always current.

**LIVE SEARCH**  
The information you're looking for, right at your fingertips.

### MOBILE APP FEATURES

Our owner's manual apps offer a convenient way to get information about your product, immediately. These include:

- The User Owner's Manual and More Right From Your Mobile Device
- Available on Android and Apple Devices
- Viewable Offline After Initial Download\*
- Sorted by Product Type and Year
- Interactive Table of Contents
- Live Search Box
- Set Favorites for Quick Reference
- Accessable Component Manuals for Download
- How-To Videos

### HOW-TO VIDEOS

Our how-to videos provide answers to common questions:

- Water Tank Levels
- Connect City Water
- De-winterization
- Electrical Systems
- Emptying Holding Tanks
- Filling Fresh Water Tank
- Heating and Cooling
- Hitching Your Trailer
- Propping Up Camper Setup
- Sanitizing the Water System
- Slide Room Operation
- TV Antenna and Cable
- Waste Water Systems
- Winterization

\*In addition to hundreds of videos dealing with component use and maintenance, linked directly through YouTube.

**Forest River is the ONLY MANUFACTURER\*\* to offer interactive owner's manual apps!**

\*\*Compare to other manufacturers who offer static PDF versions.

Learn More Scan this barcode using a QR Reader on your smart phone to learn more about Forest River.

A Berkshire Hathaway company.