

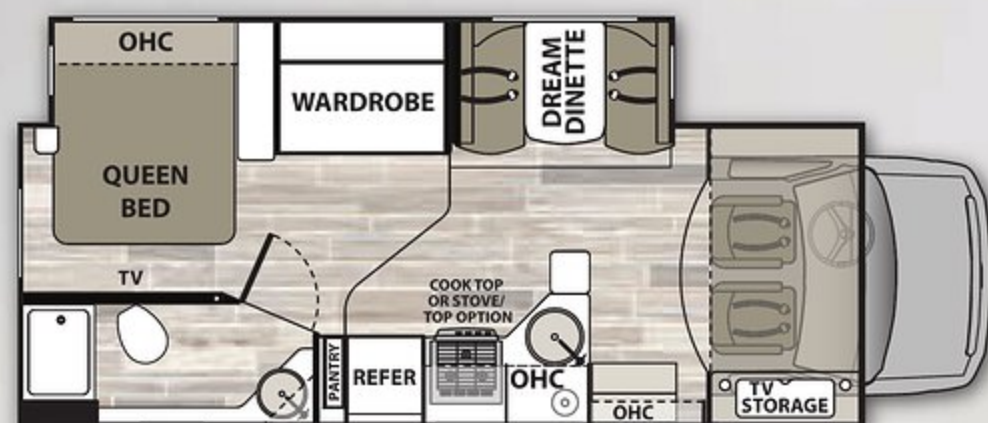
DYNAMAX 
A DIVISION OF FOREST RIVER
DIFFERENT BY DESIGN



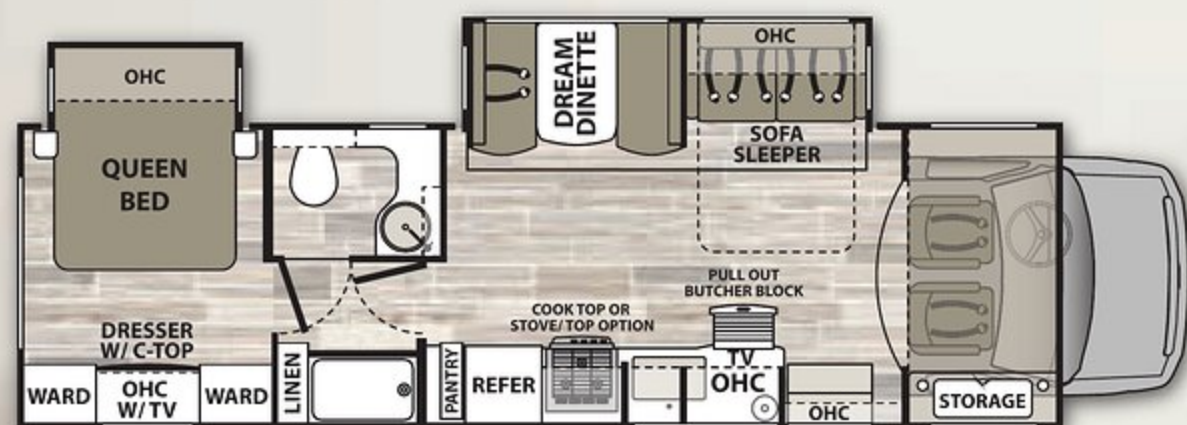
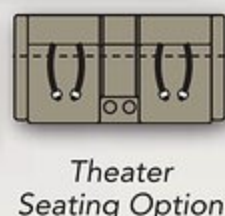
4 SERIES *isata*

ISATA 4 SERIES

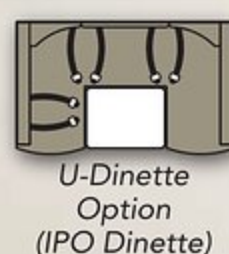
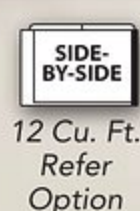
Built on the Ford E450 chassis, the Isata 4 Series carries on the tradition of luxury that you have come to expect from Dynamax. With tasteful interior décors and exterior paints to choose from, as well as a broad array of amenities that come standard, you are sure to love the Isata 4 Series Class C Motorhome.



25FW



31DS



STANDARD FEATURES & OPTIONS

CHASSIS

- Ford® E450 Chassis
- 6.8L Triton V10 Gas Engine (305hp/420 ft.-lbs. of Torque)
- 6-Speed Automatic Transmission with Tow-Haul Mode
- 55-Gallon Fuel Tank
- Trailer Hitch (7,500 Tow lbs.) with 7-Way Round Tow Connection*
- Upgraded Hellwig® Rear Sway Bar
- Exclusive DynaRide® Suspension and Stability Package
- Momentary Battery Booster Switch for Connecting Chassis and House Batteries
- Single 12V Chassis Battery
- LED Brake, Turn, and Backup Lights
- Aluminum Running Boards
- Front and Rear Tires: LT215/85 R16
- Single Front Wheels: Steel (5.5" x 16")
- Dual Rear Wheels: Steel (5.5" x 16")
- 4.56 Rear Axle Ratio
- Prep for Spare Tire with Crank Down Carrier
- Leatherette Driver and Passenger Seats
- Backup and Side View Cameras
- Kenwood® 7" Touch Screen Dash Infotainment System with AM/FM, Bluetooth®, Sirius/XM® (Tuner and Antenna), Apple® CarPlay™/Android® Auto™ Functionality, and Dedicated Camera Button
- 12V and USB Accessory Ports
- Cruise Control
- Adjustable Steering Column
- Hydrographic Woodgrain Cab Accents
- Power and Heated Exterior Mirrors
- Power Windows and Locks
- 3-Point Seat Belts
- Front Safety Air Bags
- Deluxe, Removable Automotive Cab Carpet Mat
- Drink Holders

CONSTRUCTION

- 1 1/2" Aluminum-Framed, Laminated Sidewalls with Block Foam Insulation
- Gel-Coat Fiberglass Walls
- Aluminum-Framed Floor

- Aluminum-Framed Roof Trusses
- Crowned, One-Piece Fiberglass Roof
- Foil-Lined Ductwork Throughout
- Fiberglass Front Cap
- Dark-Tinted, Frameless Windows
- Seamless Rotocast Storage Compartments with LED Lighting
- Locking Aluminum Exterior Storage Doors with Compression Latches
- Electric Slide System

EXTERIOR

- Custom Full Body Paint Package
- Premium Cut and Buffed Paint Finish (Where Applicable)
- Front-End Diamond Shield® Paint Protection
- Dual-Pitch, Armless Patio Awning with LED Lighting and Motion-Activated Retraction
- Slideout Topper(s)
- LED Patio Light
- Entry Door with Rotary Latch, Dark-Tinted, Frameless Window, and Integrated Shade
- Lighted Acrylic Entry Grab Handle
- Integrated Entry Step
- Exterior Speakers
- Rear Ladder
- Front and Rear LED Clearance and Marker Lighting

INTERIOR


- Front Cab-Over Bunk Area with Mattress (50" x 80")
- Premium Vinyl Flooring Throughout
- Soft-Touch Padded Vinyl Ceiling
- LED Flush-Mount Ceiling Lighting
- Booth Dinette
- Coordinating Window Treatments
- Blackout Roller Shades
- Italian Ultralight Poplar Cabinetry
- Full Extension, Soft-Closing Drawer Guides (Where Applicable)
- Hidden Hinges
- 32" LED TV in Living Area (31DS)
- 40" LED TV in Living Area (25FW)
- Stereo System - AM/FM/CD/DVD with Zoned Speaker Control and Bluetooth® Smart Phone App Control

FULL BODY PAINT PACKAGES

With Front-End Diamond Shield



CABERNET



COSMIC BLUE



GRANITE



KHAKI



SUNSET

- Driver Side Swivel Seat (N/A with Optional Power Seat)
- Passenger Side Swivel Seat
- Power Driver Seat (N/A with Optional Swivel Seat)
- Cab Seat Booster Cushions (Set of Two)
- Dual Reclining Theater Seats in Place of Sofa (31DS), or Dinette (25FW)
- Tri-Fold Sofa in Place of Dinette (25FW)
- Winegard® In-Motion T4 Satellite (Dish® SD-HD, DirecTV® SD, BellTV® SD-HD)
- Kenwood® Front DVR Camera with Forward Collision and Departure Delay Alerts

Dimensions:	25FW	31DS
GVWR	14,500 lbs.	14,500 lbs.
GCWR	22,000 lbs.	22,000 lbs.
GAWR – Front	5,000 lbs.	5,000 lbs.
GAWR – Rear	9,600 lbs.	9,600 lbs.
Overall Length	27' 5"	32' 10"
Exterior Width	101"	101"
Wheelbase	182"	223"
Overall Exterior Height	11' 6"	11' 6"
Interior Height	84"	84"
Fuel Capacity	55 Gal.	55 Gal.
Water Capacities (Gal.)		
Fresh/Gray/Black	51/42/42	51/42/42
LPG Capacity (WC)	20.3 Gal.	20.3 Gal.
Awning Length	16'	16'

All information contained in this brochure is believed to be accurate at the time of publication. Please refer to our website for the most current product information.

GVWR (Gross Vehicle Weight Rating) - is the maximum permissible weight of the unit when fully loaded. It includes all weights, inclusive of all fluids, occupants, cargo, optional equipment and accessories. For safety and product performance do NOT exceed the GVWR.

GCWR (Gross Combined Weight Rating) - is the maximum permissible loaded weight of your motor home and any towed trailer or towed vehicle. Actual GCWR of this vehicle may be limited by the sum of the GVWR and the installed hitch receiver maximum capacity rating; see hitch rating label for detail.

GAWR (Gross Axle Weight Rating) - is the maximum permissible weight, including cargo, fluids, optional equipment and accessories that can be safely supported by each axle.

UVW (Unloaded Vehicle Weight) - is the typical weight of the unit as manufactured at the factory. It includes all weight at the unit's axle(s), including full fuel, all fluids and LP Gas. The UVW does not include cargo, fresh potable water, additional optional equipment or dealer installed accessories.

*Estimated Average based on standard build optional equipment.

CCC (Cargo Carrying Capacity) - is the amount of weight available for fresh potable water, cargo, passengers, additional optional equipment and accessories. CCC is equal to GVWR minus UVW. Available CCC should accommodate fresh potable water (8.3 lbs per gallon). Before filling the fresh water tank, empty the black and gray tanks to provide for more cargo capacity.

**Estimated average based on standard build optional equipment.

Each Forest River RV is weighed at the manufacturing facility prior to shipping. A label identifying the unloaded vehicle weight of the actual unit and the cargo carrying capacity is applied to every Forest River RV prior to leaving our facilities.

The load capacity of your unit is designated by weight, not by volume, so you cannot necessarily use all available space when loading your unit.

Actual towing capacity is dependent upon your particular loading and towing circumstances, which includes the GVWR, GAWR and GCWR as well as adequate trailer brakes. Please refer to the Operator's Manual of your vehicle for further towing information.

- Easy Access Battery Compartment Beneath Entry Step
- Entry with Non-Skid Rubber Step and Steel Risers
- Privacy Curtain for Cab-Over Bunk
- Thermal, Reflective Front Privacy Shades
- USB Charging Ports

KITCHEN

- 7.0 cu. ft. 2-Way Refrigerator (Double-Door) with Side Pantry
- Sealed Gas Range with Glass Cover
- Convection Microwave Oven
- Solid Surface Countertops
- Solid Surface Countertop Extension
- Stainless Steel Sink with Cover
- Residential Stainless Steel Spring Gooseneck Faucet
- Under-Cabinet Lighting
- MaxxAir® Power Vent with Built-In Rain Cover and Remote
- Kitchen Trash Can (Where Applicable)

BEDROOM

- Queen Bed (60" x 74") with Gel-Infused Memory Foam Mattress
- Deluxe Padded Headboard (Floor Plan Specific)
- Designer Bedding Package
- 32" LED TV
- Cedar-Lined Wardrobe
- LED Reading Lights
- USB Charging Ports

BATHROOM

- ABS Shower with Light-Weight, Soft-Sided Shower Door
- Shower Skylight
- Oxygenics Body Spa® RV Shower Head
- Foot-Flush Toilet with Hand Sprayer
- Stainless Steel Sink with Residential Faucet
- MaxxAir® Power Vent with Built-In Rain Cover and Remote

UTILITIES

- Dual 12V Group 27 AGM Deep-Cycle, Maintenance-Free Batteries
- Multiplex® Wiring with Touch Screen Command Center, Back-Lit Switch Panels, and Bluetooth® Smart Phone App Control

- Battery Disconnect
- 30-Amp Service
- 1,000W Pure Sine Wave Inverter (1,920 Peak Watts)
- 4kW Onan® Gas Generator with Auto Transfer Switch (Mounted on Isolator Pads)
- Ducted, Low-Profile 15,000-BTU Air Conditioner with Heat Strip
- 35,000-BTU Furnace with Electronic Ignition
- 60,000-BTU Truma® Aqua Go Comfort™ On-Demand Water Heater (LP)
- Thermostatically-Controlled Heating and Cooling
- 20.3-Gallon LP Tank (WC)
- LP Quick Connect
- Water Filtration System
- Exterior Shower in Service Bay
- Exterior GFCI Receptacle
- Winegard® Connect 2.0™ Dome Antenna (WiFi Extender, 4G LTE, Omnidirectional HD OTA, FM, SIM Card Port)
- Cable TV/Satellite Hookup
- 4x4 HDMI Matrix
- 60-Amp Progressive Dynamics Converter with Charge Wizard® System
- Black Tank Flush
- Furnace-Heated Utility Compartment
- Enclosed and Furnace-Heated Holding Tanks
- Water Management Valve for Fill and Winterizing
- Upgraded 12V On-Demand Water Pump (4 Gallons per Minute)
- Carbon-Monoxide, LP, and Smoke Detectors
- Fire Extinguisher

OPTIONS

- Solar Panels - Two 100 Watt with 30 Amp Controller
- Automatic, 4-Point Hydraulic Leveling Jacks
- Alcoa Aluminum Wheels (Set of Four)
- 12 cu. ft. 2-Way Refrigerator with Ice Maker in place of Standard Refrigerator and Side Pantry (N/A - 25FW)
- Oven in Place of Pan Drawer
- U-Shape Dinette in Place of Booth Dinette



ISATA 4 SERIES Customer Driven – Inside and Out

DÉCOR SELECTIONS



Main

Valance



Main

Valance




Main

Valance



DELTA DUST



MOJAVA ASH

Cabinets



Flooring

Factory Video Tour

<https://www.youtube.com/watch?v=q5cG43PD7SE>

Paint Video

<https://www.youtube.com/watch?v=sLgLoR26jfs>

Dynamax Owner "Digital Kit" App

Now you can have your Owner's Manual with you wherever you are. Download our FREE App from the App Store or Google Play and you'll have the information right at your fingertips.



DYNAMAX
A DIVISION OF FOREST RIVER
DIFFERENT BY DESIGN

2745 Northland Dr. ■ Elkhart IN 46514
888-295-7859 ■ www.dynamaxcorp.com

All information contained in this brochure is believed to be accurate at the time of publication. However, during the model year, it may be necessary to make revisions and Forest River, Inc., reserves the right to make all such changes without notice, including prices, colors, materials, equipment and specifications as well as the addition of new models and the discontinuance of models shown in this brochure. Therefore, please consult with your Forest River dealer and confirm the existence of any materials, design or specifications that are material to your purchase decision. ©2018 Dynamax, a Division of Forest River, Inc., a Berkshire Hathaway company. All Rights Reserved. 6/18



Learn More
Scan this barcode using
a QR Reader on your
smart phone to learn
more about Forest River.



A Berkshire Hathaway company.



PRE-DELIVERY INSPECTION FACILITY

20,000 square feet of quality assurance. The bare essentials for a premium product. This state-of-the-art facility gives immediate daily feedback to production for quality assurance in every unit built.

24/7 EMERGENCY ROADSIDE ASSISTANCE

For a worry-free
ownership experience
Forest River includes one

Coach-Net®

RV Technical & Roadside Assistance

year of Coach-Net RV Technical & Roadside Assistance with each RV purchase. Whether new to the RV lifestyle or an experienced RV enthusiast, Forest River owners have 24/7 access to technical, operational and emergency road service coverage throughout the US & Canada. Coach-Net's fast, dependable service is just a phone call away.

FREE MEMBERSHIP
to Forest River Owners' Group

www.forestriverfrog.com



CUSTOMER SATISFACTION



www.ForestRiverBuyLocal.com

Your Authorized Isata 4 Series Dealer