



FORETRAVEL
MOTORCOACH



2019 ih-45
PRODUCT GUIDE



FORETRAVEL

MOTORCOACH



2019 ih-45
PRODUCT GUIDE

Since 1967, Foretravel Motorcoach has been committed to bringing you the finest luxury coach in the industry.

A coach of exquisite craftsmanship, luxury and choice, the 2019 ih-45 is set to be a powerhouse in the market. Through the combined expertise of Foretravel and Spartan, the TravelRide III chassis was exclusively designed, delivering an unrivaled drive and handling experience. The exterior seamlessly flows into the interior offering subtle individual details that make a bold statement.

Foretravel's dedicated design team will assist you in personalizing an ih-45 of your dreams, offering individuality and design statements no other customer has chosen.

Foretravel of Texas is committed to sharing our passion through an unforgettable experience. No other motorcoach company compares to our signature craftsmanship, superior ride and handling, and exceptional customer service.



Since 1967, Foretravel Motorcoach has been committed to bringing you the finest luxury coach in the industry.

A coach of exquisite craftsmanship, luxury and choice, the 2019 ih-45 is set to be a powerhouse in the market. Through the combined expertise of Foretravel and Spartan, the TravelRide III chassis was exclusively designed, delivering an unrivaled drive and handling experience. The exterior seamlessly flows into the interior offering subtle individual details that make a bold statement.

Foretravel's dedicated design team will assist you in personalizing an ih-45 of your dreams, offering individuality and design statements no other customer has chosen.

Foretravel of Texas is committed to sharing our passion through an unforgettable experience. No other motorcoach company compares to our signature craftsmanship, superior ride and handling, and exceptional customer service.









FORETRAVEL
MOTORCOACH

CUSTOM INTERIORS





FORETRAVEL
MOTORCOACH

CUSTOM INTERIORS





KITCHENS





KITCHENS



 **FORETRAVEL**
MOTORCOACH
BATHROOMS



 **FORETRAVEL**
MOTORCOACH
BATHROOMS





SPECIALTY / LIVABILITY





SPECIALTY / LIVABILITY





FORETRAVEL ih-45 2019 Standard Features

MOTORCOACH

CAPACITIES AND MEASUREMENTS

- Fresh Water 135 gal
- Holding Tank 145 gal
- Fuel 200 gal
- DEF 15 gal
- Height 13'2" - top of roof a/c's

Travelride III Chassis Premium Features:

- "Premier Steer" Steering Assist System
- Suspended Adjustable Pedals
- SMART Steering Wheel with Wood Grain & Leather and Integrated Radio Controls
- Electronic Suspension Control System with Self-Leveling Feature
- Tag Axle with Independent Suspension
- Spartan AC4-20 drive suspension with outboard mounted air springs
- Cummins Connected Diagnostics™
- Spartan Digital Instrument Panel
- 20,000 lb Towing Capacity
- 3-Year / 50,000-Mile Warranty: No Deductible, 24/7 Roadside Assistance

Travelride III chassis is exclusively available on the Foretravel ih-45.



Spartan Advanced Protection System:

- Collision Mitigation System with Adaptive Cruise Control
- Electronic Stability Control
- Automatic Traction Control
- Spartan Safe Haul™ (industry's only factory-chassis integrated air supply for tow vehicle brake systems)

Specifications:

Engine

Cummins X15
18.7 CFM Air Compressor
1500 Watt Block Heater
Peak HP: 605 hp @ 1800 RPM
Peak Torque: 1950 lb-ft @ 1200 RPM

Transmission

Allison 4000MH 6-Speed
Push-Button Shift Pad
Allison Fuel Sense
Shift Inhibit

Chassis Ratings

GWR: 54,000 lb
Front GAWR: 20,000 lb
Rear GAWR: 20,000 lb
Tag GAWR: 14,000 lb
GCWR: 74,000 lb

Suspension

Front: Reyco Granning IFS2000S3 with anti-sway bar
Rear: Spartan AC4-20
Tag: Ridewell RIA 207

Bilstein Shocks

Front: 60mm
Rear: 46mm
Tag: 46mm

Brakes

ABS: WABCO 6S/6M Brake
Front: Air Disc
Drive: Air Disc
Tag: Air Disc
Parking: Push/Pull Knob, Brake Interlock
Auxiliary: Engine compression brake with 4 position lever

Steering

VIP Wood Grain & Leather Smart Wheel with Integrated Radio Controls
Column: Power Tilt and Telescoping

Fuel System

Fuel Tank: 200 gallon with dual side fill
DEF Tank: 15 gallon, dual fill

Electrical System

Custom Modular 12v Electrical System
Batteries: Two 950 CCA
Alternator: 350-amp Leece-Neville

Cooling System

Side-Mounted Radiator:
Parallel Air Flow System with Low-Profile Radiator, Charge Air Cooler and Integrated A/C Condenser Utilizing a Modulated Engine-Driven Cooling Fan

Frame

Trussed, Torque-Box Structured Frame Design for Frame Strength, Reduced Camber and Improved Storage Capacity
Front: 14.25" x 3.5" x .31"
Rear (Rail): 12.75" x 3.5" x .31"
Rear (Drop): 10" x 3.5" x .38"

Tires

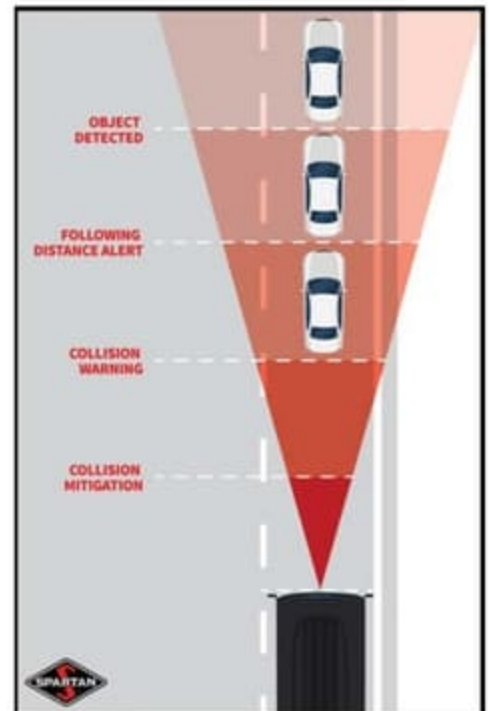
Front: Michelin XZA 365/70R22.5 LRL
Rear: Michelin X Line Energy Z 315/80R22.5 LRL
Tag: Michelin X Line Energy Z 315/80R22.5 LRL

Wheels

(6) Alcoa Dura-Bright Aluminum Wheels with Dress Kit
(2) Aluminum Wheels on Inside Dual Wheels

Wheelbase

318.5"





FORETRAVEL ih-45 2019 Standard Features MOTORCOACH

CAPACITIES AND MEASUREMENTS

- Fresh Water 135 gal
- Holding Tank 145 gal
- Fuel 200 gal
- DEF 15 gal
- Height 13'2" – top of roof a/c's

Travelride III Chassis Premium Features:

- "Premier Steer" Steering Assist System
- Suspended Adjustable Pedals
- SMART Steering Wheel with Wood Grain & Leather and Integrated Radio Controls
- Electronic Suspension Control System with Self-Leveling Feature
- Tag Axle with Independent Suspension
- Spartan AC4-20 drive suspension with outboard mounted air springs
- Cummins Connected Diagnostics™
- Spartan Digital Instrument Panel
- 20,000 lb Towing Capacity
- 3-Year / 50,000-Mile Warranty: No Deductible, 24/7 Roadside Assistance

Travelride III chassis is exclusively available on the Foretravel ih-45.



Spartan Advanced Protection System:

- Collision Mitigation System with Adaptive Cruise Control
- Electronic Stability Control
- Automatic Traction Control
- Spartan Safe Haul™ (industry's only factory-chassis integrated air supply for tow vehicle brake systems)

Specifications:

Engine

Cummins X15
18.7 CFM Air Compressor
1500 Watt Block Heater
Peak HP: 605 hp @ 1800 RPM
Peak Torque: 1950 lb-ft @ 1200 RPM

Transmission

Allison 4000MH 6-Speed
Push-Button Shift Pad
Allison Fuel Sense
Shift Inhibit

Chassis Ratings

GVWR: 54,000 lb
Front GAWR: 20,000 lb
Rear GAWR: 20,000 lb
Tag GAWR: 14,000 lb
GCWR: 74,000 lb

Suspension

Front: Reyco Granning IFS2000S3 with anti-sway bar
Rear: Spartan AC4-20
Tag: Ridewell RIA 207

Bilstein Shocks

Front: 60mm
Rear: 46mm
Tag: 46mm

Brakes

ABS: WABCO 6S/6M Brake
Front: Air Disc
Drive: Air Disc
Tag: Air Disc
Parking: Push/Pull Knob, Brake Interlock
Auxiliary: Engine compression brake with 4 position lever

Steering

VIP Wood Grain & Leather Smart Wheel with Integrated Radio Controls
Column: Power Tilt and Telescoping

Fuel System

Fuel Tank: 200 gallon with dual side fill
DEF Tank: 15 gallon, dual fill

Electrical System

Custom Modular 12v Electrical System
Batteries: Two 950 CCA
Alternator: 350-amp Leece-Neville

Cooling System

Side-Mounted Radiator:
Parallel Air Flow System with Low-Profile Radiator, Charge Air Cooler and Integrated A/C Condenser Utilizing a Modulated Engine-Driven Cooling Fan

Frame

Trussed, Torque-Box Structured Frame Design for Frame Strength, Reduced Camber and Improved Storage Capacity
Front: 14.25" x 3.5" x .31"
Rear (Rail): 12.75" x 3.5" x .31"
Rear (Drop): 10" x 3.5" x .38"

Tires

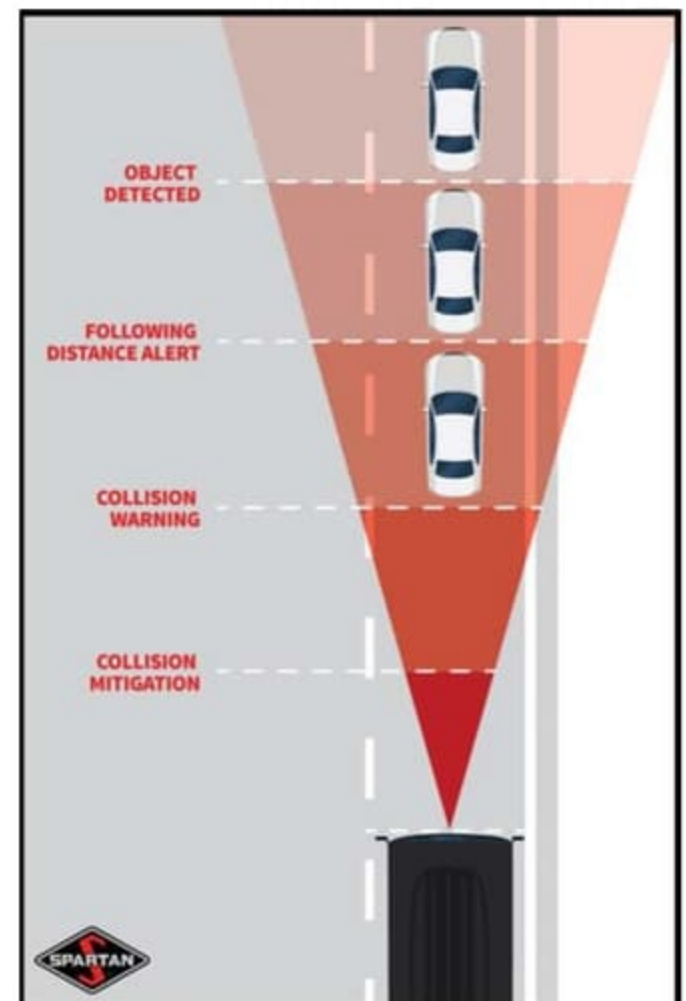
Front: Michelin XZA 365/70R22.5 LRL
Rear: Michelin X Line Energy Z 315/80R22.5 LRL
Tag: Michelin X Line Energy Z 315/80R22.5 LRL

Wheels

(6) Alcoa Dura-Bright Aluminum Wheels with Dress Kit
(2) Aluminum Wheels on Inside Dual Wheels

Wheelbase

318.5"



EXTERIOR FEATURES

Awning-PS, roof-mounted, electric patio w/ lights (2)
Awning-DS, roof mounted, shells w/lights (2)
Topper Awnings on Slideouts -painted to match
Auto motion sense storage bay lights
Cargo tray, electric sliding (2)
Freezer in bay on slide out tray
Carpeted storage bays
Consolidated components bay
Docking lights, LED (4) with switch in dash & bedroom
Dual-pane tinted & insulated windows

Easy view one-piece windshield
Electric entry step (Executive)
CosmoLite roof – One Piece, Stain and UV resistant
FRP sub floor (one-piece)
Fog lights, LED
Duel Fuel / DEF fill locations
Color changing ground accent lighting
LED high beam headlamps
Xenon low beam headlights
Heated/remote chrome mirrors w/LED turn signals

Fresh water plumbing supply manifold
Marker lights, LED
Paint protection below windshield – Armor Coat
Painted exterior, full body paint w/ clear coat finish
Side hinge storage doors with remote electric door locks
LED Porch light
Roof AC drains
Trailer wiring – 7 pin connector

Utility Station:

50 amp, shoreline connection
Network connection
120v receptacle
Electric utility reels - water & power

Fresh water connection
Water fill switch
TV & Portable satellite connection
Electric dump valve

Soap dispenser
Water pump switch, Cable
Tank level indicator
Electric gray water bypass
for holding tank

Stainless steel lined utility bay
Hot & cold water faucet
Flush kit

DASH & COCKPIT FEATURES

Accent lighting under dash at pilot chair - dimmable

Illuminated cup holders at pilot and copilot

Magazine rack and assist handle include phone storage and charging port

Padded dash top

12 volt accessory receptacle
Dual 1 amp USB charge receptacle
Battery boost switch / auto-charge
Dedicated driver monitor for rear and side cameras, side & 360 view cameras
CB at dash, hand held
Co-pilot seat, Villa residential 6 way power w/footrest & headrest
Dash AC fan controls for co-pilot

Generator auto start/stop
Infotainment system with GPS, AM, FM, CD Sirius/XM, Bluetooth, USB,
and iPod compatibility
Passenger touch screen monitor with DVD and GPS
Map lights, pilot & copilot
Pedals, throttle & brake power adjust
Pilot seat, Knoeidler air ride
Silverleaf 12" digital glass dash
Steering wheel: Power tilt & telescoping Smart Wheel, w/Radio Controls
Windshield / privacy shade & sunblock, electric

Cameras: 9 Total

Total vision motorized back-up
4 parameter for Birds eye view

Side mounted in mirrors integrated w/blinkers
Forward facing and interior

APPLIANCES • ELECTRONICS • LIGHTING • AUDIO-VIDEO

Microwave, GE, Advantium Convection

Refrigerator, GE, Café series w/built in

Keurig K cup

Head hunter 120V water pump

HDMI & CAT6 shielded A/V cabling
CAT6 network cabling
Cook top, 2-burner Induction – recessed with covers
5.1 surround sound system in LR

Stereo sound system in BR and Patio
Single Blu-ray player
Universal Remote Control (2)
iPad with Crestron integration for AV as well as
Silverleaf controls
Stationary HD Satellite with HD DVR receiver
and 2nd HD receiver
Silverleaf Total Coach Control panel

Road-iQ camera system
Tire Pressure Sensors displayed @ dash
TV antenna – automatic domed Winegard Rayzar
4G LTE
Washer/dryer connections
Interior LED Lighting:
Accent under counters & window trim
Accent on Entry Door Panel
Floor lights and reading lamps in bedroom
Dimmable

INTERIOR LIVABILITY FEATURES

Large corner mounted TV's with storage behind

Decorative wall in large floor to ceiling potty wall

Kitchen utility drawer

Powered step-well cover with two switch locations
Color-coordinated Foretravel Designed throw pillows
(sofa & bed)
Foretravel Designed window treatment w/ electric
day/night shades

Electric exhaust fan in bath & toilet room w/auto
rain sensor
Filter, drinking water & ice maker water
Floor Heat, electric (with approved flooring)
120v outlet w/dual USB charge ports in LR and BR
Kitchen pantry
Lighting, multiplex system
King Bed – Slumber Ease System

Slide-out rooms, flush w/ sidewalls when retracted
and pneumatic sealed
Natural Quartz countertops
Stainless steel kitchen sink w/covers
Kitchen pull-out top
Body sprayer in shower
Tile floor (kit, bath, D & P area)
Built in vacuum with toe kick and hose connection
Wood, handcrafted Walnut or African Mahogany cabinetry

SAFETY FEATURES

Spartan Advanced Protection System

Safe behind large corner mounted TV

All coaches built to RVIA specifications
Tyron® Bead-Lock Tire Blowout Protection (front tires)
Fog-Maker Engine Fire Suppression System
Vorad Blind Spot Monitor

Auto headlights and wipers
Carbon monoxide detector
Daytime running lights
Fire extinguishers (2)
GFI protected circuits
Illuminated entry-door assist handle

Rear exit door
Bird's Eye View 360 camera system
Road IQ 5 camera system with integrated hard drive
Electronic Safe
Security system
Smoke detector
CSA Approved / Transport Canada Approved

HEATING • COOLING • ELECTRICAL

12.5 kw diesel generator in quiet box
12 volt battery disconnect
2800 w inverter/charger (2) w/integrated AC/DC
surge protectors
50 amp shoreline connection

Air conditioning & heating with offset
returns for superior quiet operation
Air-conditioning, ducted with 4 roof airs
15,000 BTU's with heat pumps
Auto temp. start for generator

Low-battery generator auto-start
50 amp automatic transfer switch with integrated
surge suppression 2010
Electrical surge-suppression system
Aqua Hot Hydronic heating 600D

OPTIONS

Cabinetry, Wood, Walnut or African Mahogany
Cabinetry, Laminate
Outdoor Entertainment pkg in slide room
In motion SD satellite dish
Second Silverleaf Panel in Bedroom
Hammered Kitchen Sink

Dish Drawer
Wine Chiller
Trash Compactor
Ottoman
Washer dryer, combination or stacked
Single bowl kitchen sink

Entry Door Awning
Electric Window Awnings
Patio Awnings on driver side
Paint graphics through patio awnings
Stainless Accent Package
Armor Coat above windshield

320w Solar Package
Fire Proof Safe
Outdoor grill on tray
Safe behind large corner mounted TV

BOLD denotes New 2019 Features

Foretravel, Inc. reserves the right to change or correct product specifications/pricing at any time without incurring obligations.

EXTERIOR FEATURES

Awning-PS, roof-mounted, electric patio w/ lights (2)	Easy view one-piece windshield	Fresh water plumbing supply manifold
Awning-DS, roof mounted, shells w/lights (2)	Electric entry step (Executive)	Marker lights, LED
Topper Awnings on Slideouts -painted to match	CosmoLite roof – One Piece, Stain and UV resistant	Paint protection below windshield – Armor Coat
Auto motion sense storage bay lights	FRP sub floor (one-piece)	Painted exterior, full body paint w/ clear coat finish
Cargo tray, electric sliding (2)	Fog lights, LED	Side hinge storage doors with remote electric door locks
Freezer in bay on slide out tray	Duel Fuel / DEF fill locations	LED Porch light
Carpeted storage bays	Color changing ground accent lighting	Roof AC drains
Consolidated components bay	LED high beam headlamps	Trailer wiring – 7 pin connector
Docking lights, LED (4) with switch in dash & bedroom	Xenon low beam headlights	
Dual-pane tinted & insulated windows	Heated/remote chrome mirrors w/LED turn signals	

Utility Station:

50 amp. shoreline connection	Fresh water connection	Soap dispenser	Stainless steel lined utility bay
Network connection	Water fill switch	Water pump switch, Cable	Hot & cold water faucet
120v receptacle	TV & Portable satellite connection	Tank level indicator	Flush kit
Electric utility reels - water & power	Electric dump valve	Electric gray water bypass for holding tank	

DASH & COCKPIT FEATURES

Accent lighting under dash at pilot chair - dimmable

Illuminated cup holders at pilot and copilot

Magazine rack and assist handle include phone storage and charging port

Padded dash top

12 volt accessory receptacle
Dual 1 amp USB charge receptacle
Battery boost switch / auto-charge
Dedicated driver monitor for rear and side cameras, side & 360 view cameras
CB at dash, hand held
Co-pilot seat, Villa residential 6 way power w/footrest & headrest
Dash AC fan controls for co-pilot

Cameras: 9 Total

Total vision motorized back-up 4 parameter for Birds eye view	Side mounted in mirrors integrated w/blinkers Forward facing and interior
--	--

Generator auto start/stop

Infotainment system with GPS, AM, FM, CD Sirius/XM, Bluetooth, USB, and iPod compatibility

Passenger touch screen monitor with DVD and GPS

Map lights, pilot & copilot

Pedals, throttle & brake power adjust

Pilot seat, Knoedler air ride

Silverleaf 12" digital glass dash

Steering wheel: Power tilt & telescoping Smart Wheel, w/Radio Controls

Windshield / privacy shade & sunblock, electric

APPLIANCES • ELECTRONICS • LIGHTING • AUDIO-VIDEO

Microwave, GE, Advantium Convection

Refrigerator, GE, Café series w/built in

Keurig K cup

Head hunter 120V water pump

HDMI & CAT6 shielded A/V cabling
CAT6 network cabling
Cook top, 2-burner Induction – recessed with covers
5.1 surround sound system in LR

Stereo sound system in BR and Patio

Single Blu-ray player

Universal Remote Control (2)

iPad with Crestron integration for AV as well as

Silverleaf controls

Stationary HD Satellite with HD DVR receiver

and 2nd HD receiver

Silverleaf Total Coach Control panel

Road-iQ camera system

Tire Pressure Sensors displayed @ dash

TV antenna – automatic domed Winegard Rayzar

4G LTE

Washer/dryer connections

Interior LED Lighting:

Accent under counters & window trim

Accent on Entry Door Panel

Floor lights and reading lamps in bedroom

Dimmable

INTERIOR LIVABILITY FEATURES

Large corner mounted TV's with storage behind

Decorative wall in large floor to ceiling potty wall

Kitchen utility drawer

Powered step-well cover with two switch locations
Color-coordinated Foretravel Designed throw pillows (sofa & bed)
Foretravel Designed window treatment w/ electric day/night shades

Electric exhaust fan in bath & toilet room w/auto rain sensor

Filter, drinking water & ice maker water

Floor Heat, electric (with approved flooring)

120v outlet w/dual USB charge ports in LR and BR

Kitchen pantry

Lighting, multiplex system

King Bed – Slumber Ease System

Slide-out rooms, flush w/ sidewalls when retracted

and pneumatic sealed

Natural Quartz countertops

Stainless steel kitchen sink w/covers

Kitchen pull-out top

Body sprayer in shower

Tile floor (kit, bath, D & P area)

Built in vacuum with toe kick and hose connection

Wood, handcrafted Walnut or African Mahogany cabinetry

SAFETY FEATURES

Spartan Advanced Protection System

Safe behind large corner mounted TV

All coaches built to RVIA specifications
Tyron® Bead-Lock Tire Blowout Protection (front tires)
Fog-Maker Engine Fire Suppression System
Vorad Blind Spot Monitor

Auto headlights and wipers

Carbon monoxide detector

Daytime running lights

Fire extinguishers (2)

GFI protected circuits

Illuminated entry-door assist handle

Rear exit door

Bird's Eye View 360 camera system

Road IQ 5 camera system with integrated hard drive

Electronic Safe

Security system

Smoke detector

CSA Approved / Transport Canada Approved

HEATING • COOLING • ELECTRICAL

12.5 kw diesel generator in quiet box

12 volt battery disconnect

2800 w inverter/charger (2) w/integrated AC/DC

surge protectors

50 amp shoreline connection

Air conditioning & heating with offset

returns for superior quiet operation

Air-conditioning, ducted with 4 roof airs

15,000 BTU's with heat pumps

Auto temp. start for generator

Low-battery generator auto-start

50 amp automatic transfer switch with integrated

surge suppression 2010

Electrical surge-suppression system

Aqua Hot Hydronic heating 600D

OPTIONS

Cabinetry, Wood, Walnut or African Mahogany

Cabinetry, Laminate

Outdoor Entertainment pkg in slide room

In motion SD satellite dish

Second Silverleaf Panel in Bedroom

Hammered Kitchen Sink

Dish Drawer

Wine Chiller

Trash Compactor

Ottoman

Washer dryer, combination or stacked

Single bowl kitchen sink

Entry Door Awning

Electric Window Awnings

Patio Awnings on driver side

Paint graphics through patio awnings

Stainless Accent Package

Armor Coat above windshield

320w Solar Package

Fire Proof Safe

Outdoor grill on tray

Safe behind large corner mounted TV

BOLD denotes New 2019 Features

Foretravel, Inc. reserves the right to change or correct product specifications/pricing at any time without incurring obligations.



OUTDOOR LIVING
AND
Design Studio



FORETRAVEL
MOTORCOACH

iPad integration for TV's, shades,
lights and house functions.





OUTDOOR LIVING AND *Design Studio*




iPad integration for TV's, shades, lights and house functions.



POPULAR CUSTOM DESIGNED ih-45 FLOORPLANS



POPULAR CUSTOM DESIGNED ih-45 FLOORPLANS





ih-45



FORETRAVEL
MOTORCOACH

1221 NW Stallings Drive | Nacogdoches, Texas 75964
800.955.6226 | www.foretravel.com



Foretravel, Inc. reserves the right to change or correct product specifications/pricing at any time without incurring obligations.



ih-45



FORETRAVEL
MOTORCOACH

1221 NW Stallings Drive | Nacogdoches, Texas 75964
800.955.6226 | www.foretravel.com



Foretravel, Inc. reserves the right to change or correct product specifications/pricing at any time without incurring obligations.