

CROSS TREK



CROSS TREK



CROSS TREK BY COACHMEN RV.

COACHMEN IS EXCITED TO BRING YOU THE LATEST INNOVATION IN CLASS C MOTORHOMES!

INTRODUCING THE ECO-FRIENDLY CROSS TREK. THE CROSS TREK'S SIZE AND CAPABILITIES GIVE YOU NEARLY ENDLESS POSSIBILITIES. TAKE YOUR ADVENTURE WHERE MOST MOTORHOMES CANNOT. WITH UNRIVALED EXTERIOR STORAGE, YOU CAN OUTFIT YOUR CROSS TREK WITH THE GEAR AND EQUIPMENT NEEDED TO CONQUER ANY EXPEDITION!



CROSS TREK INTERIOR FEATURES

- Livable and Storage Friendly Floorplans
- Large Shower Facilities compared to Class B Vans
- Extra Large Kitchen Counters and 12Volt Refrigerators
- Large Sliding Tinted Windows
- Portable Blue Tooth Speaker w/Multiple Charging Stations
- WiFi Ranger for Better Internet Connection
- Interior/Exterior Smart TV
- Largest Battery Capacity in Class gives you more time off the grid.
- 3000 Watt Inverter gives extra power when needed.
- State-of-the-Art Electrical System designed to operate every coach function from battery power, including A/C. Convenient for operating systems while traveling without the use of a generator.



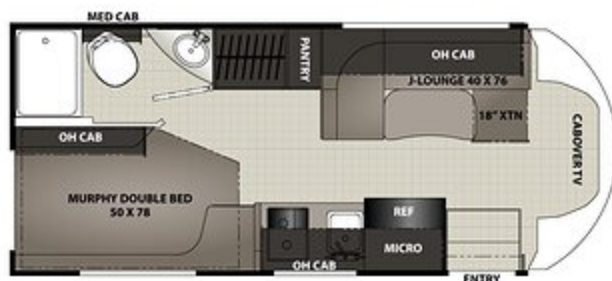
FLOORPLANS



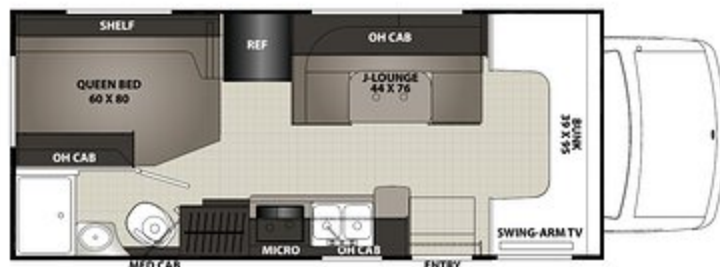
20XG



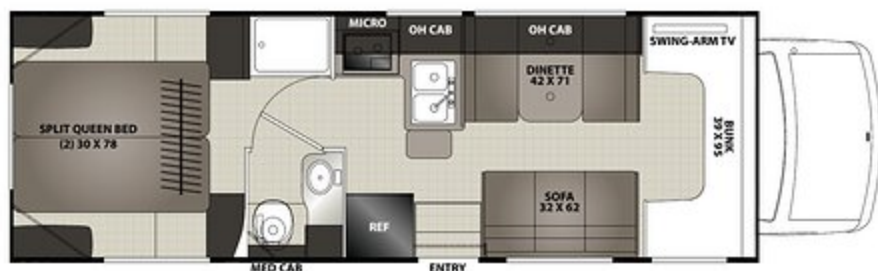
21XG



22XG



27XG



CROSS TREK EXTERIOR FEATURES

- Azdel Composite Vacuum Bonded Sidewalls with low entry door for safety
- CrossFlex Roof Membrane giving more puncture resistance
- Fuel Friendly Ford Transit Chassis (20XG, 21XG)
- Convenient Go-Anywhere Size Floorplans
- Extra Large Exterior Storage for oversized cargo
- Solar Equipped (Optional)
- Armless Awning w/LED Lights and Sensor (Optional)
- Exterior Entertainment Ready
- Exterior Camp Kitchen Accessory Rail
- LP Quick Disconnect & Fresh Water Port
- Best in Class Capacities (Fresh Water, LP Tank, CCC)



Coachmen Owner "Digital Kit" App

Now you can have your Owner's Manual with you wherever you are. Download our FREE App from the App Store or Google Play and you'll have the information right at your fingertips.

CROSS TREK SPECIFICATIONS

	20XG	21XG	22XG	27XG
CHASSIS	FORD TRANSIT T350	FORD TRANSIT T350	4500 CHEVY/350 FORD	4500 CHEVY/350 FORD
ENGINE	V6 3.7L	V6 3.7L	V8 6.0L/V10 6.8L	V8 6.0L/V10 6.8L
HORSE POWER	275	275	341/305	341/305
TORQUE	260	260	373/420	373/420
WHEEL BASE	156"	156"	159"/158"	191"/190"
GVWR (LBS.)	10,360	10,360	14,200/12,500	14,200/12,500
GCWR (LBS.)	12,125	12,125	20,000/18,500	20,000/18,500
UVW (APPROX. LBS.)	8,124	8,176	9,300/9,441	10,316/10,350
CCC (APPROX. LBS.)	2,236	2,184	4,900/3,059	3,884/2,150
GAWR FRONT (LBS.)	4,130	4,130	4,600/5,000	4,600/5,000
GAWR REAR (LBS.)	7,275	7,275	9,600/8,500	9,600/8,500
INTERIOR HEIGHT	6'7"	6'7"	6'11"	6'11"
EXTERIOR WIDTH	7'7"	7'7"	8'4"	8'4"
EXTERIOR HEIGHT (WITH A/C)	10'6"	10'6"	10'11"	10'11"
EXTERIOR LENGTH (WITH HITCH)	24'0"	24'0"	24'9"/24'3"	30'0"/29'6"
HITCH WEIGHT (LBS.)	2000	2000	5,000	5,000
FUEL CAPACITY (GAL.)	25	25	57/55	57/55
LP CAPACITY (LBS.)	68	68	68	68
FRESH WATER CAPACITY (GAL.)	30	41	41	60
WATER HEATER CAPACITY (GAL.)	6	6	6	6
GREY TANK CAPACITY (GAL.)	27	59	28	31
BLACK TANK CAPACITY (GAL.)	28	28	31	31
EXTERIOR STORAGE (CU. FT.)	130	47	47	130

GVWR (Gross Vehicle Weight Rating) is the maximum permissible weight of the unit when fully loaded. It includes all weights, inclusive of all fluids, occupants, cargo, optional equipment and accessories. For safety and product performance do NOT exceed the GVWR.

GCWR (Gross Combined Weight Rating) is the maximum permissible loaded weight of your motor home and any towed trailer or towed vehicle. Actual GCWR of this vehicle may be limited by the sum of the GVWR and the installed hitch receiver maximum capacity rating; see hitch rating label for detail.

GAWR (Gross Axle Weight Rating) is the maximum permissible weight, including cargo, fluids, optional equipment and accessories that can be safely supported by each axle.

UVW (Unloaded Vehicle Weight) * is the typical weight of the unit as manufactured at the factory. It includes all weight at the unit's axle(s), including full fuel, all fluids and LP Gas. The UVW does not include cargo, fresh potable water, additional optional equipment or dealer installed accessories.

*Estimated Average based on standard build optional equipment.

CCC (Cargo Carrying Capacity) ** is the amount of weight available for fresh potable water, cargo, passengers, additional optional equipment and accessories. CCC is equal to GVWR minus UVW. Available CCC should accommodate fresh potable water (8.3 lbs per gallon). Before filling the fresh water tank, empty the black and gray tanks to provide for more cargo capacity.

** Estimated average based on standard build optional equipment.

Each Coachmen motorhome is weighed at the manufacturing facility prior to shipping. A label identifying the unloaded vehicle weight of the actual unit and the cargo carrying capacity is applied to every Coachmen motorhome prior to leaving our facilities.

The load capacity of your unit is designated by weight, not by volume, so you cannot necessarily use all available space when loading your unit.

Actual towing capacity is dependent upon your particular loading and towing circumstances, which includes the GVWR, GAWR and GCWR as well as adequate trailer brakes. Please refer to the Operator's Manual of your vehicle for further towing information.

All information contained in this brochure is believed to be accurate at the time of publication. However, during the model year, it may be necessary to make revisions and Coachmen reserves the right to make all such changes without notice, including prices, colors, materials, equipment and specifications as well as the addition of new models and the discontinuance of models shown in this brochure. Therefore, please consult with your Coachmen dealer and confirm the existence of any materials, design or specifications that are material to your purchase decision. 2/20

©Copyright 2020 Coachmen RV a Division of Forest River Inc. - All Rights Reserved.

YOUR CROSS TREK DEALER

CUSTOMER SATISFACTION



www.ForestRiverBuyLocal.com



FREE MEMBERSHIP
www.coachmenowners.com



Learn More
Scan this barcode using
a QR Reader on your
smart phone to learn
more about Forest River.



A Berkshire Hathaway company.



Coachmen RV, a Division of Forest River, Inc.,
A Berkshire Hathaway Company

423 N. Main St., P.O. Box 30, Middlebury, IN 46540

To learn more about Coachmen RV and our products
and see how Coachmen is making the easy life easier,
visit www.coachmenrv.com

24/7 EMERGENCY ROADSIDE ASSISTANCE WITH VEHICLE PURCHASE*

TOWING
JUMP-STARTS
TIRE CHANGES
FLUID DELIVERY
LOCKOUT
SERVICE

WINCH-OUT
MOBILE MECHANIC
TECHNICAL
SUPPORT
DEALER LOCATOR
SERVICES



*VALID FOR 1 YEAR FROM DATE OF PURCHASE