



SABRE

FIFTH WHEELS







**MORE CONTENT.
MORE PRACTICAL.
MORE AFFORDABLE.**

Sabre fifth wheels are designed to make luxurious RV living affordable. We invite you to compare Sabre to America's most popular floor plans. Sabre provides more standard features while offering greater affordability. Choose Sabre. Get More.

GET MORE!





36BHQ

Versatility! The 36BHQ provides rear living comfort with an additional "flex" room. Usages include a bunkhouse, guest room, office and even a "man cave" or "she shed".

[VIEW FLOORPLAN SHEET](#) | [VIRTUAL TOUR](#)





37FBT

Extravagance! The 37FBT features a spacious mid living area, luxurious master bed & bath suite, a 2nd main level bath and the most storage capacity in its class.

6

SABRE

[VIEW FLOORPLAN SHEET](#) | [VIRTUAL TOUR](#)




37FLH

Have it all! The 37FLH is perfect for entertaining. It features a cozy front living layout, chefs kitchen with triple pantries, massive rear master bed & bath suite, 2nd ½ bath and outdoor kitchen.

[VIEW FLOORPLAN SHEET](#)

[VIRTUAL TOUR](#)



Ground Control 3.0

GEN III GROUND CONTROL ELECTRIC ONE TOUCH
LEVEL UP SYSTEM

SWEET 16

Sabre fifth wheels are designed to make luxurious RV living affordable. We invite you to compare Sabre to America's most popular floor plans. Sabre provides more standard features while offering greater affordability. Choose Sabre. Get More.



RESIDENTIAL FRENCH DOUBLE DOOR
REFRIGERATOR WITH 1000W INVERTER



CENTRALIZED ONE CONTROL SYSTEM FOR AWNING,
SLIDES & LIGHTS WITH BLUETOOTH COMPATIBILITY



"BELLY ARMOR" ENCLOSED CORROGATED
UNDERBELLY WITH DUCTED HEAT



15K RACE TRACK AC SYSTEM W/DUAL THERMOSTAT




WHITE PERFORMANCE VACCUM
BOND LAMINATED SIDEWALL SLIDEOUT CONSTRUCTION



"QUICK CHEK" TIRE SAFETY VALVES



**ELECTRIC AWNING WITH
MULTI-DIRECTIONAL SERENITY LIGHTING**



**"STEP ABOVE" MORRYDE
LIGHTWEIGHT REMOVEABLE QUAD STEP**



**VERSATILE 2" REAR CARGO ACCESSORY HITCH
WITH 300 LB WEIGHT CAPACITY**

Tufflex™

**"TUFF TOP" TUFFEX MAINTENANCE FREE
HEAVY DUTY PVC ROOF MEMBRANE**




SOLID SURFACE COUNTERTOP




**EASY PULL DAY/NIGHT
DECORATIVE BLACKOUT SHADES**



**"CINEMAX" HEATED & MASSAGE THEATER SEATING
WITH CENTER STORAGE, CUP HOLDERS AND ACCENT LIGHTING**



**HIGH OUTPUT FIREPLACE WITH
REMOTE & COLOR ENHANCEMENT**



"LOCK-TITE" WOOD CORE CABINERY CONSTRUCTION



SABRE

FIFTH WHEELS

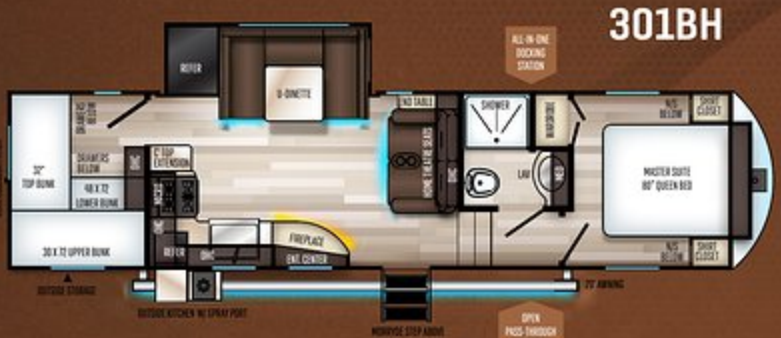


SABRE LIGHT-WEIGHTS



270RL

VIEW FLOORPLAN SHEET | VIRTUAL TOUR



301BH

VIEW FLOORPLAN SHEET | VIRTUAL TOUR



32DPT

VIEW FLOORPLAN SHEET | VIRTUAL TOUR



37FBT

VIEW FLOORPLAN SHEET | VIRTUAL TOUR



38RDP

VIEW FLOORPLAN SHEET | VIRTUAL TOUR



36BHQ

VIEW FLOORPLAN SHEET | VIRTUAL TOUR



37FLH

VIEW FLOORPLAN SHEET | VIRTUAL TOUR



38DBQ

VIEW FLOORPLAN SHEET | VIRTUAL TOUR

CUSTOMER SATISFACTION



www.ForestRiverBuyLocal.com

FREE MEMBERSHIP
to Forest River Owners' Group

www.forestriverfrog.com



PRE-DELIVERY INSPECTION FACILITY

20,000 square feet of quality assurance. The bare essentials for a premium product. This state-of-the-art facility gives immediate daily feedback to production for quality assurance in every unit built.



**24/7 EMERGENCY
ROADSIDE ASSISTANCE
WITH VEHICLE PURCHASE***

TOWING
JUMP-STARTS
TIRE CHANGES
FLUID DELIVERY
LOCKOUT
SERVICE

WINCH-OUT
MOBILE MECHANIC
TECHNICAL
SUPPORT
DEALER LOCATOR
SERVICES



*VALID FOR 1 YEAR FROM DATE OF PURCHASE

SPECIFICATION DEFINITIONS

GVWR (Gross Vehicle Weight Rating)

- is the maximum permissible weight of the unit when fully loaded. It includes all weights, inclusive of all fluids, cargo, optional equipment and accessories. For safety and product performance do NOT exceed the GVWR.

GAWR (Gross Axle Weight Rating)

- is the maximum permissible weight, including cargo, fluids, optional equipment and accessories that can be safely supported by a combination of all axles.

UVW (Unloaded Vehicle Weight)*

- is the typical weight of the unit as manufactured at the factory. It includes all weight at the unit's axle(s) and tongue or pin and LP Gas. The UVW does not include cargo, fresh potable water, additional optional equipment or dealer installed accessories.

*Estimated average based on standard build optional equipment.

CCC (Cargo Carrying Capacity)**

- is the amount of weight available for fresh potable water, cargo, additional optional equipment and accessories. CCC is equal to GVWR minus UVW. Available CCC should accommodate fresh potable water (8.3 lbs per gallon). Before filling the fresh water tank, empty the black and gray tanks to provide for more cargo capacity.

** Estimated average based on standard build optional equipment

Each Forest River RV is weighed at the manufacturing facility prior to shipping. A label identifying the unloaded vehicle weight of the actual unit and the cargo carrying capacity is applied to every Forest River RV prior to leaving our facilities.

The load capacity of your unit is designated by weight, not by volume, so you cannot necessarily use all available space when loading your unit.

SABRE LIGHT-WEIGHTS

	270RL	301BH	32DPT	36BHQ	37FBT	37FLH	38RDP	38DBQ
HITCH WEIGHT (LB.)	1445 LB.	1670 LB.	1955 LB.	2095 LB.	2100 LB.	2740 LB.	1950 LB.	2030 LB.
UVW (LB.)	7748 LB.	8063 LB.	10058 LB.	11943 LB.	11338 LB.	11683 LB.	12213 LB.	12493 LB.
CCC (LB.)	2247 LB.	1937 LB.	2297 LB.	2472 LB.	3082 LB.	2717 LB.	2057 LB.	2037 LB.
EXTERIOR LENGTH	30' 4"	33' 6"	36' 7"	42' 0"	42' 8"	42' 2"	42' 5"	42' 7"
EXTERIOR HEIGHT	12' 5"	12' 3"	12' 5"	12' 7"	13' 5"	13' 5"	13' 2"	13' 5"
EXTERIOR WIDTH	96"	96"	96"	96"	96"	96"	96"	96"
FRESH WATER (GAL.)	49 GAL.	49 GAL.	49 GAL.	49 GAL.	49 GAL.	49 GAL.	49 GAL.	49 GAL.
GRAY WATER (GAL.)	38 GAL.	76 GAL.	76 GAL.	76 GAL.	76 GAL.	76 GAL.	76 GAL.	114 GAL.
BLACK WATER (GAL.)	38 GAL.	38 GAL.	38 GAL.	38 GAL.	76 GAL.	76 GAL.	38 GAL.	76 GAL.
AWNING SIZE (FT.)	13'	20'	13'	16'	18'	21'	20'	21'



Learn More
Scan this barcode using a QR Reader on your smart phone to learn more about Forest River.



A Berkshire Hathaway company.



2577 E. KERCHER RD. GOSHEN, IN 46528 WWW.FORESTRIVERINC.COM/SABRE 574.642.3697

YOUR SABRE DEALER

All information contained in this brochure is believed to be accurate at the time of publication. However, during the model year, it may be necessary to make revisions and Forest River, Inc., reserves the right to make all such changes without notice, including prices, colors, materials, equipment and specifications as well as the addition of new models and the discontinuance of models shown in this brochure. Therefore, please consult with your Forest River dealer and confirm the existence of any materials, design or specifications that are material to your purchase decision. Litho. U.S.A. FOR 1656 P&W: 2020.03.04