

SONOMA

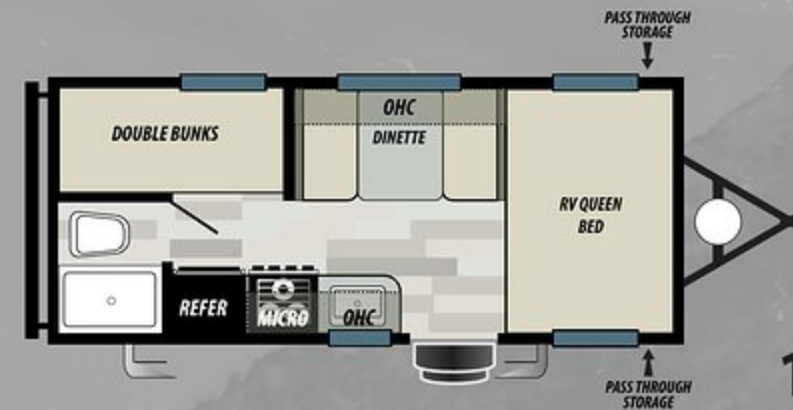
# SONOMA

*BY FOREST RIVER*

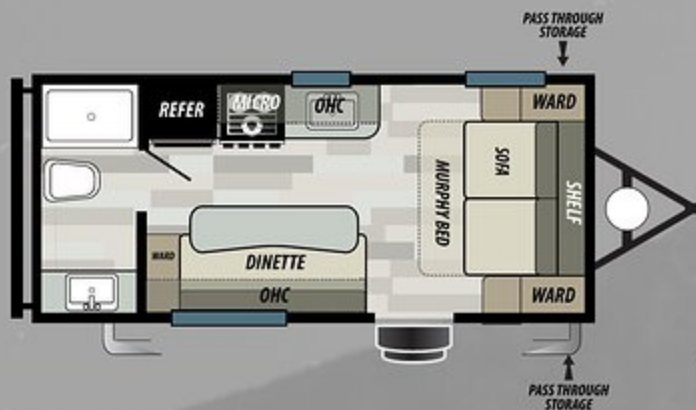
**2020 TRAVEL TRAILERS**  
FIND YOUR PERFECT SPOT.



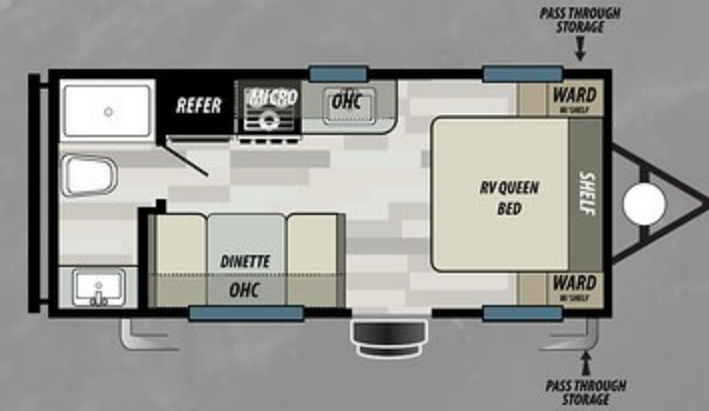
# COASTAL EDITION



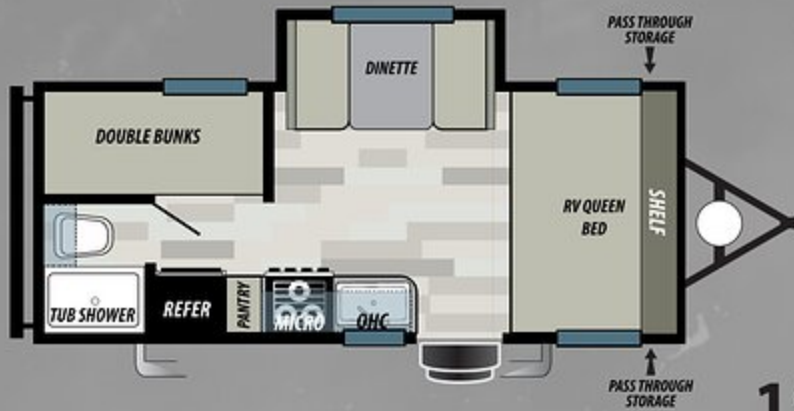
1670BH



1671MB



1672RB



1971BH

	1670BH	1671MB	1672RB	1971BH
HITCH WEIGHT (LBS.)	400	480	375	470
GVWR (LBS.)	4800	4880	4775	6500
UNLOADED VEHICLE WEIGHT (LBS.)	3354	3429	3339	4548
CARGO CARRYING CAPACITY (LBS.)	1446	1451	1436	1952
EXTERIOR LENGTH (FT.)	21'2"	21'	21'2"	22'6"
EXTERIOR HEIGHT (FT.)	10'1"	10'1"	10'1"	10'7"
EXTERIOR WIDTH (IN.)	84"	84"	84"	84"
FRESH WATER (GAL.)	50	50	50	38
GREY WATER (GAL.)	22	22	22	22
BLACK WATER (GAL.)	22	22	22	22



# Standards and Options

## STANDARDS

- TUB W/ DESIGNER CURTAIN & SURROUND
- LP BBQ QUICK CONNECT
- NEW DUMP VALVE LED LIGHT W/SWITCH
- 13,500 BTU A/C
- 20# LP BOTTLE(S) (PER F/P) & 20K BTU FURNACE
- NEW DISTRESSED WOOD PLANK LINOLEUM
- 3 BURNER COOK TOP
- 6 CU FT DOUBLE DOOR REFRIGERATOR
- 6 GAL GAS DSI WATER HEATER
- BEDSPREAD (MAIN BED)
- BLACK FRAME SAFETY GLASS SLIDER WINDOWS
- NEW WOODGRAIN
- BLACK HIGH RISE KITCHEN FAUCET
- CHEF'S SINGLE BOWL KITCHEN SINK
- WHITE METAL FRONT WRAP
- FOOT FLUSH TOILET
- NEW BLACK STEEL WHEELS & FRONT EXT GRAVEL GUARD
- WINTERIZED UNIT
- HEATED & ENCLOSED FRESHWATER TANK
- FULL LENGTH WALK ON ROOF W/ LADDER
- LAMINATED ALUMINUM FRAMED SIDE AND REAR WALLS
- LED INTERIOR LIGHTING
- LIGHTED STORAGE COMPARTMENT
- MICROWAVE W/CAROUSEL
- OMNI DIRECTIONAL DIGITAL TV ANTENNA W/ BOOSTER
- PARK CABLE TV HOOKUP
- POWER BATHROOM VENT
- RADIAL TIRES W/ SUPERLUBE AXLES
- RADIO W/CD PLAYER
- RETRACTABLE AWNING
- SEAMLESS THERMA FOIL COUNTERTOPS
- SKYLIGHT OVER TUB
- STABILIZER JACKS (2 REAR)

## BEST IN CLASS VALUE PACKAGE (MANDATORY)

- NEW 7 WAY POWER CORD HOLSTER
- POWER AWNING w/ ADJUSTABLE LEGS
- LED AWNING LIGHT STRIP
- 17" CHEF'S OVEN
- NIGHT SHADES THROUGHOUT
- 6 GAL QUICK RECOVERY G/E WATER HEATER
- BACK UP CAMERA PREP
- BLUETOOTH FM STEREO
- STAINLESS STEEL APPEARANCE APPLIANCES
- SOLAR PREP & WIFI PREP
- FRICTION HINGE ENTRY DOOR
- MAGNETIC BAG DOOR LATCHES

## OPTIONS

- ARCTIC PACKAGE

## COMFORT AND CONVENIENCE PACKAGE (MANDATORY)

- SPARE TIRE & CARRIER W/COVER
- BATTERY DISCONNECT
- BLACK TANK FLUSH
- HIDDEN HINGES
- OUTSIDE SHOWER
- SINK COVERS
- STAB JACKS (2 FRONT)
- TEDDY BEAR BUNKS (PER F/P)
- WATER HEATER BYPASS,
- USB PORT (PER F/P)
- ENTRY SWING AWAY HANDLE
- EXTERIOR TV OUTLET W/ BACKER
- ROOF LADDER







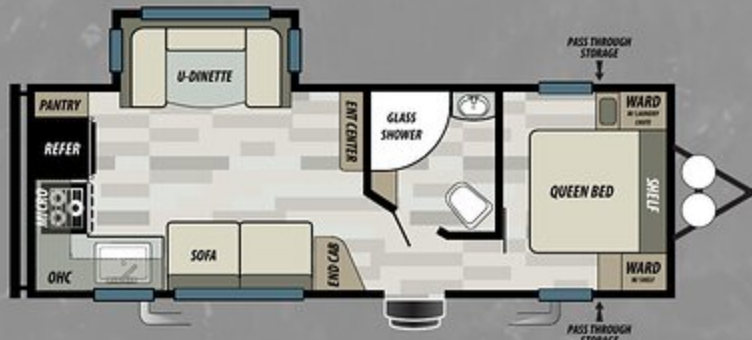




2402RB



2404RB



2406RK



2408RL

**STANDARDS**

- BAGGAGE DOORS W/MAGNETIC HOLDBACKS
- 13,500 BTU A/C (DUCTED ON SLIDE MODELS)
- 20# LP BOTTLE(S) (PER F/P)
- RADIUS AUTO MOLDING (PER FP)
- 20K (OR 30K DUCTED) FURNACE PER F/P
- 3 BURNER COOK TOP & 17" OVEN
- 6 CU FT DOUBLE DOOR REFRIGERATOR
- 6 GAL GAS/ELECTRIC DSI WATER HEATER
- BEDSPREAD & INNERSPRING MATTRESS (MAIN BED)
- BLACK FRAME TINTED SAFETY GLASS SLIDER WINDOWS
- NEW BLACK STEEL WHEELS
- NEW HIGH RISE PULL OUT KITCHEN FAUCET CHEF'S SINGLE BOWL KITCHEN SINK
- WHITE METAL FRONT WRAP
- FOOT FLUSH TOILET
- LP QUICK CONNECT
- FULL EXTENSION BALL BEARING DRAWER GUIDES
- HEATED & ENCLOSED UNDERBELLY
- FULL LENGTH WALK ON ROOF W/ LADDER
- SOLAR PREP
- MANUAL STABILIZER JACKS (4)
- NEW WOODGRAIN
- MICROWAVE W/CAROUSEL
- OMNI DIRECTIONAL DIGITAL TV ANTENNA W/BOOSTER PARK CABLE TV HOOKUP
- POWER BATHROOM VENT

- RADIAL TIRES W/ SUPERLUBE AXLES
- RADIO W/CD PLAYER
- RETRACTABLE AWNING
- SEAMLESS THERMA FOIL COUNTERS TOPS UNDERMOUNT SINK WTH SINK COVERS
- NEW FRICTION HINGE DOOR
- NEW DECORATIVE LIGHT OVER DINETTE
- EXTERIOR SPEAKERS
- SKYLIGHT OVER TUB
- TUB W/DESIGNER CURTAIN & SURROUND
- WINTERIZE UNIT

**BEST IN CLASS VALUE PACKAGE (MANDATORY)**

- CAPITAL BEDDING PILLOW TOP MATTRESS (PER FP)
- POWER AWNING W/ ADJUSTABLE LEGS
- LED AWNING LIGHT STRIP
- NEW 22" CHEF'S OVEN W/ RECESSED GLASS COVER
- NIGHT SHADES THROUGHOUT
- 6 GAL QUICK RECOVERY G/E WATER HEATER
- BACK UP CAMERA PREP & WIFI PREP
- BLUETOOTH, DVD, MP3, CD, FM STEREO
- STAINLESS STEEL APPEARANCE APPLIANCES
- 7 WAY POWER CORD HOLSTER
- 1.25" BIKE RACK RECEIVER
- LED INTERIOR LIGHTING PACKAGE
- 8 CU FT DOUBLE DOOR REFRIGERATOR (N/A 1800,1900 & 2200)

**OPTIONS**

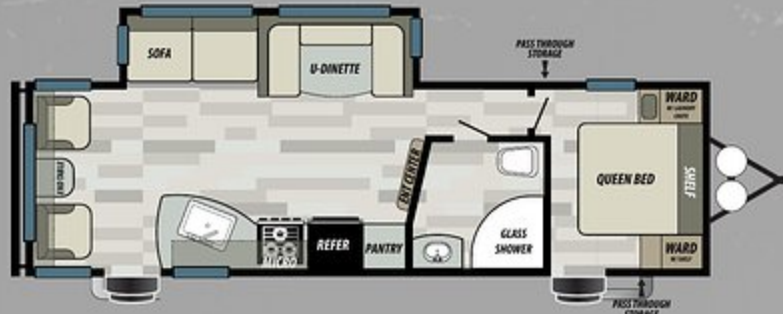
- 15K DUCTED A/C W/ QUICK COOL
- POWER TONGUE JACK
- 170W SOLAR POWER W/ REGULATOR
- EXTRA LARGE LED TV LIVING ROOM (PER F/P)
- 39" LED TV (PER F/P) W/EXTERIOR MOUNT
- 10.7 CU FT 12V HOMESTYLE REFER W/220W SOLAR
- POWER STAB JACKS
- ALUMINUM WHEELS (IPO STEEL)
- TORKLIFT GLOW ENTRY STEP (MAIN)

**COMFORT AND CONVENIENCE PACKAGE (MANDATORY)**

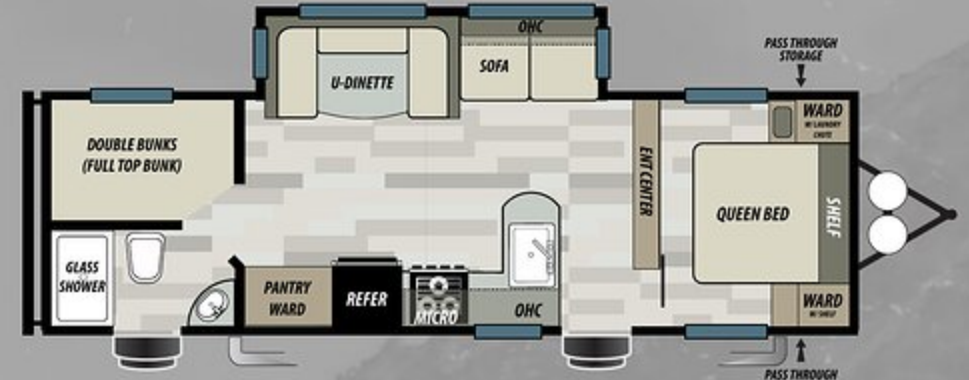
- SPARE TIRE & CARRIER W/COVER
- BATTERY DISCONNECT
- BLACK TANK FLUSH
- HIDDEN HINGES
- OUTSIDE SHOWER
- SINK COVERS
- TEDDY BEAR MATTRESSES (PER F/P)
- USB PORT (PER F/P)
- WATER HEATER BYPASS
- ENTRY SWING HANDLE
- EXTERIOR TV MOUNT
- ROOF LADDER
- ARCTIC PACKAGE



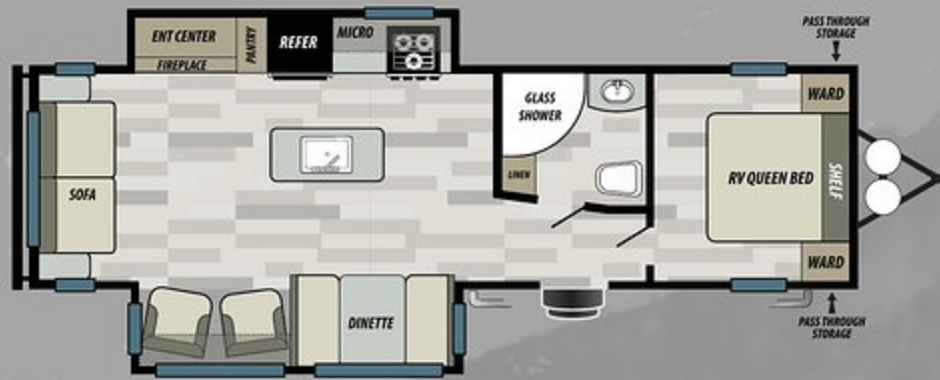
# COASTAL EDITION



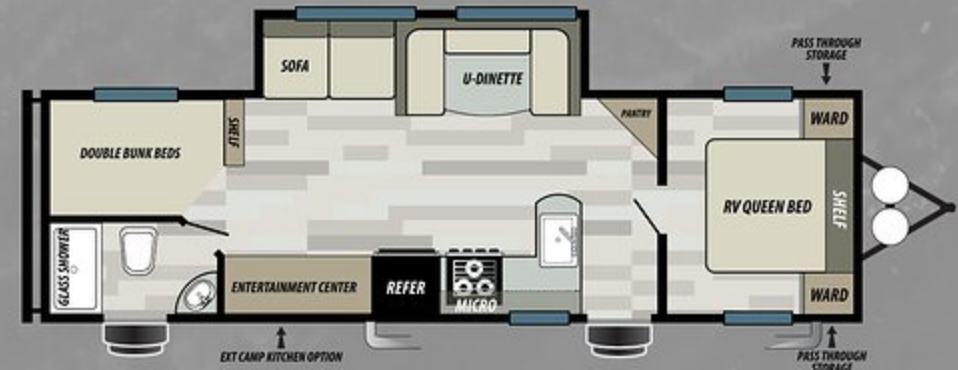
2801RL



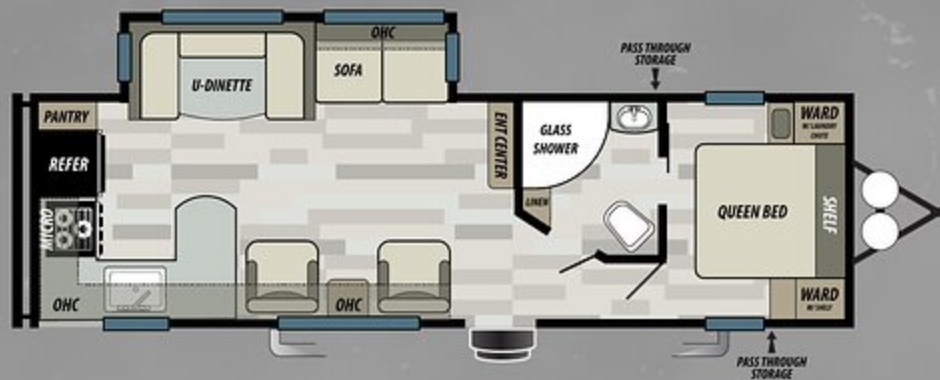
2803BH



2805RE



2901BH



2903RK



3011BH



# Standards and Options

## STANDARDS

- LAMINATED SIDE & REAR WALLS
- ALUMINUM WHEELS
- NEW ACCENT AND TABLE TOPS
- 68" TRI FOLD SOFA SLEEPER (PER FP)
- EXTERIOR BAGGAGE DOOR UNDER DINETTE
- 82" INTERIOR CEILING HEIGHT
- U SHAPE DINETTE (PER FP)
- ENTERTAINMENT CENTER W/FIREPLACE
- VALANCES AND LAMBREQUINS LIVING AREA
- INTERIOR BEDROOM ROOF VENT
- NEW WOODGRAIN
- OVERHEAD CABINETS WITH NEW GLASS INSERTS
- RADIUS GLASS SHOWER (PER F/P)
- 13,500 BTU DUCTED A/C
- RADIAL TIRES W/ SUPERLUBE AXLES
- WINTERIZE UNIT
- FRICTION HINGE ENTRY DOOR
- CROWN MOLDING IN KITCHEN AREA
- 20# LP BOTTLES W/COVER
- 30K BTU DUCTED FURNACE
- 3 BURNER COOK TOP & 17" OVEN
- 6 GAL QUICK RECOVERY G/E DSI WATER HEATER
- RETRACTABLE AWNING

- BEDSPREAD & PILLOW TOP MATTRESS (MAIN BED)
- HIGH RISE KITCHEN FAUCET
- OUTSIDE SHOWER
- NEW 8 CU FT DOUBLE DOOR REFRIGERATOR
- NEW HEADBOARD ABOVE MASTER BED
- BEDROOM READING LIGHTS
- FULL EXTENSION BALL BEARING DRAWER GUIDES
- LP BBQ QUICK CONNECT
- FOOT FLUSH PORCELAIN TOILET
- LADDER READY W/ FULL LENGTH WALK ON ROOF
- SOLAR PREP & BACK UP CAMERA PREP
- NEW EXTRA LARGE 1.6 CU FT MICROWAVE W/ CAROUSEL
- CHEF'S SINGLE BOWL KITCHEN SINK W/ COVER
- PARK CABLE TV HOOKUP & EXTERIOR TV OUTLET W BACKER
- HEATED & ENCLOSED UNDERBELLY (2" VENT)
- DIGITAL TV ANTENNA W/BOOSTER
- EXTERIOR SPEAKERS
- NEW HALLWAY WINDOW W/VALANCE (PER F/P)
- STORAGE PLUS DOOR (3011BH)
- STABILIZER JACKS (4)
- LED ACCENT LIGHTING OVER MAIN SLIDE

## BEST IN CLASS VALUE PACKAGE (MANDATORY)

- POWER AWNING W/ ADJUSTABLE LEGS
- DESIGNER PULL OUT KITCHEN FAUCET
- NIGHT SHADES THROUGHOUT
- DVD, MP3, AM/ FM STEREO W/BLUETOOTH
- LED AWNING LIGHT STRIP
- STAINLESS STEEL APPEARANCE APPLIANCES
- LED INTERIOR LIGHTING PACKAGE
- 1.25" BIKE RACK RECEIVER
- FANTASTIC FAN (KITCHEN)
- NEW 22" CHEF'S OVEN W/ RECESSED GLASS COVER
- NEW ELECTRIC FIREPLACE
- NEW 10 GAL DSI G/E WATER HEATER
- NEW CAPITAL BEDDING SYSTEMS PILLOWTOP MATTRESS (MAIN BED)

## OPTIONS

- 15K DUCTED A/C W/ QUICK COOL
- 50 AMP SERVICE W/13.5K BEDROOM A/C
- 50 AMP SERVICE W/BEDROOM A/C PREP
- 170W SOLAR POWER W/ REGULATOR
- EXTRA LARGE LED TV BEDROOM (PER F/P)
- EXTRA LARGE LED TV LIVING ROOM (PER F/P)
- 39" LED TV (PER F/P)
- OUTSIDE KITCHEN (3011BH)
- EXTERIOR CAMP KITCHEN (2901BH)

- FREE STANDING DINETTE (PER FP)
- 10.7 CU FT 12V HOME STYLE REFER WITH 220W SOLAR
- TORKLIFT GLOW ENTRY STEP (MAIN)
- ARCTIC PACKAGE
- POWER STAB JACKS

## COMFORT AND CONVENIENCE PACKAGE

- 30# LP BOTTLES
- BATTERY DISCONNECT
- BLACK TANK FLUSH
- LG SOLID SURFACE KITCHEN COUNTER
- ALUMINUM SPARE TIRE W/COVER
- POWER TONGUE JACK,
- ROOF LADDER,
- WATER HEATER BYPASS
- NEW FRONT FIBERGLASS CAP
- TEDDY BEAR BUNK MATS (PER F/P)
- USB CHARGING STATIONS
- HIDDEN HINGED CABINETS,
- ENTRY SWING AWAY HANDLE

	2801RL	2803BH	2805RE	2901BH	2903RK	3011BH
HITCH WEIGHT (LBS.)	1030	965	375	900	985	1040
GVWR (LBS.)	9999	9999	4775	9999	9999	9999
UNLOADED VEHICLE WEIGHT (LBS.)	8030	7589	3339	7868	7799	8380
CARGO CARRYING CAPACITY (LBS.)	1969	2410	1436	2131	2200	1619
EXTERIOR LENGTH (FT.)	34'10"	33'0"	21'2"	33'11"	34'9"	34'11"
EXTERIOR HEIGHT (FT.)	10'1"	10'1"	10'1"	10'1"	10'1"	TBD
EXTERIOR WIDTH (IN.)	96"	96"	84"	96"	96"	96"
FRESH WATER (GAL.)	50	50	50	50	50	50
GREY WATER (GAL.)	71	71	22	71	82	65
BLACK WATER (GAL.)	41	41	22	41	41	41





**FREE MEMBERSHIP**  
to Forest River Owners' Group

[www.forestriverfrog.com](http://www.forestriverfrog.com)



**Learn More**  
Scan this barcode using a QR Reader  
on your smart phone to learn more  
about Forest River.



A Berkshire Hathaway company.

FOREST RIVER INC., 920 W. MAYBERRY AVE. HEMET, CA 92545 | (951) 357-2327  
[WWW.FORESTRIVERINC.COM/SONOMA](http://WWW.FORESTRIVERINC.COM/SONOMA) | [WWW.FORESTRIVERACCESSORIES.COM](http://WWW.FORESTRIVERACCESSORIES.COM)

#### Specification Definitions

**GVWR (Gross Vehicle Weight Rating)** - is the maximum permissible weight of the unit when fully loaded. It includes all weights, inclusive of all fluids, cargo, optional equipment and accessories. For safety and product performance do NOT exceed the GVWR.

**GAWR (Gross Axle Weight Rating)** - is the maximum permissible weight, including cargo, fluids, optional equipment and accessories that can be safely supported by a combination of all axles.

**UVW (Unloaded Vehicle Weight)\*** - is the typical weight of the unit as manufactured at the factory. It includes all weight at the unit's axle(s) and tongue or pin and LP Gas. The UVW does not include cargo, fresh potable water, additional optional equipment or dealer installed accessories.

\*Estimated average based on standard build optional equipment.

**CCC (Cargo Carrying Capacity)\*\*** - is the amount of weight available for fresh potable water, cargo, additional optional equipment and accessories. CCC is equal to GVWR minus UVW. Available CCC should accommodate fresh potable water (8.3 lbs per gallon). Before filling the fresh water tank, empty the black and gray tanks to provide for more cargo capacity.

\*\* Estimated average based on standard build optional equipment

Each Forest River RV is weighed at the manufacturing facility prior to shipping. A label identifying the unloaded vehicle weight of the actual unit and the cargo carrying capacity is applied to every Forest River RV prior to leaving our facilities. The load capacity of your unit is designated by weight, not by volume, so you cannot necessarily use all available space when loading your unit.

All information contained in this brochure is believed to be accurate at the time of publication. However, during the model year, it may be necessary to make revisions and Forest River, Inc., reserves the right to make all such changes without notice, including prices, colors, materials, equipment and specifications as well as the addition of new models and the discontinuance of models shown in this brochure. Therefore, please consult with your Forest River dealer and confirm the existence of any materials, design or specifications that are material to your purchase decision. Litho. U.S.A. FOR 1420 P/W: 2019.4.1

YOUR LOCAL SONOMA DEALER

**CUSTOMER SATISFACTION**



[www.ForestRiverBuyLocal.com](http://www.ForestRiverBuyLocal.com)