

WOLF PACK

GARAGE TRAVEL TRAILER
BUNK HOUSES

102G OLD
WIDE BODY



WOLF PACK

102G OLD

WIDE BODY

GARAGE TRAVEL TRAILER
BUNK HOUSES

CHEROKEE





22GOLD13

GOLD PACKAGE:

*Only Available on Gold models

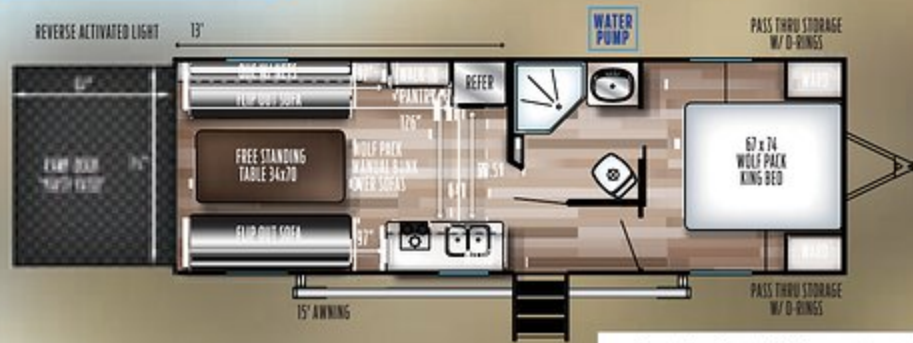
- 100 Gallon Fresh Water Capacity
- Drop In Cooktop W/Glass Cover and Oven
- Dual Purpose Backsplash/Cutting Board
- Friction Hinge Door
- Internal Accent LED Strip Lighting*
- Large Ducted 15,000 BTU Air Conditioner
- LP Quick Connect for RVQ Grill (Grill Not Included)
- Outside TV Bracket and Hook Ups
- Power Awning w/LED Accent Lighting
- Pull Out Kitchen Faucet Sprayer
- Residential Black Stainless Steel Farm Sink
- Sink Cover
- Solar Prep and Wiring
- Spare Tire

- Upgraded Hypoallergenic Evergreen Mattress
- USB Charging Stations (Beds, Bunks, Living Area)
- Wolf Pack King Bed (66 1/2" X 74")
- Wolf Pack Manual Bunk
- Wolf Pack Stable Step
- Zebra Shades in Living Room

GOLD OPTIONS

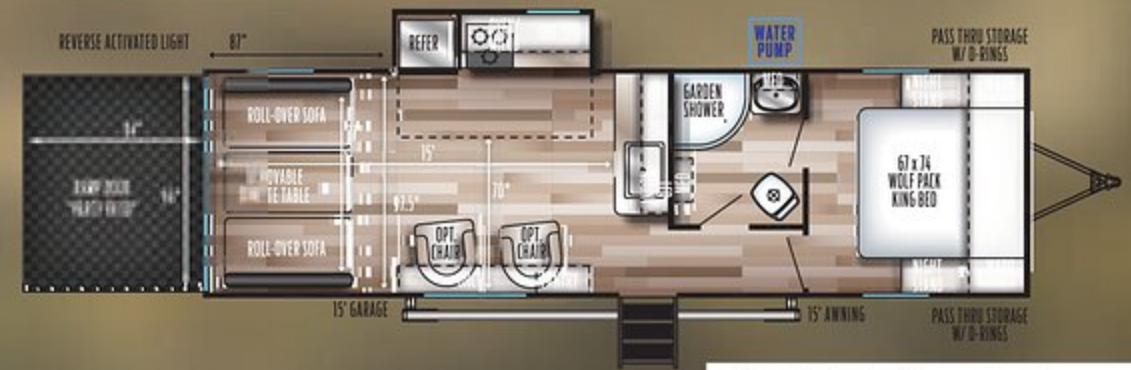
- 8 Cu/Ft. Gas/Electric RV Refrigerator
- 4 Corner Power Travel Trailer Stabilizer Jacks
- Industrial Rubber Garage Floor
- Ramp Door Patio Deck Railing System
- Collapsible Roof Ladder
- Rear Canvas Screen/Tent Wall
- Juice Pack

22GOLD13



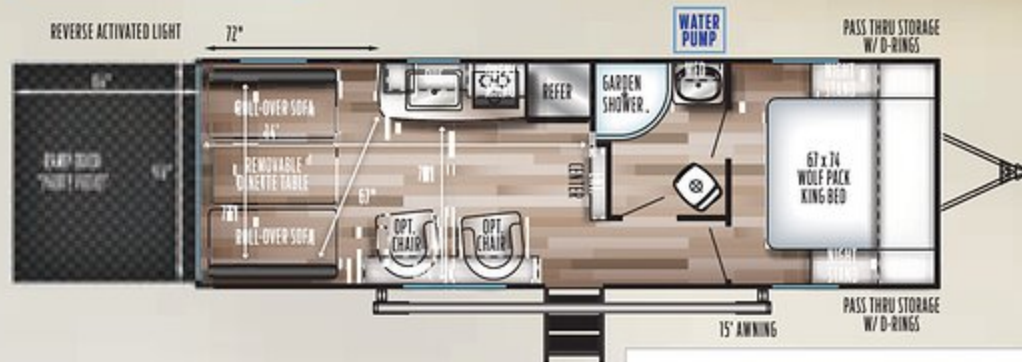
- Ramp to Front Counter: 126"
- Floor to Happijac Bed: 81"
- Sofa to Sofa (Hanging): 77"

23GOLD15



- Ramp to Front Counter: 15'
- Wall to Slide (In): 70"
- Floor to Happijac Bed: 81"
- Sofa to Sofa (Hanging): 77"
- Garage Door to Rear Slide Wall 87"

24GOLD14



- Ramp to front: 14'
- Wall to countertop: 74"
- Sofa (hanging) to Countertop (angle) 67"
- Sofa (hanging) to Countertop (straight) 63"
- Floor to Happijac Bed: 81"

27GOLD10



- Ramp to front: 10"
- Floor to Happijac Bed: 75 3/4"

CUSTOMER SATISFACTION



www.ForestRiverBuyLocal.com



PRE-DELIVERY INSPECTION FACILITY

20,000 square feet of quality assurance. The bare essentials for a premium product. This state-of-the-art facility gives immediate daily feedback to production for quality assurance in every unit built.



**24/7 EMERGENCY
ROADSIDE ASSISTANCE
WITH VEHICLE PURCHASE***

TOWING
JUMP-STARTS
TIRE CHANGES
FLUID DELIVERY
LOCKOUT
SERVICE

WINCH-OUT
MOBILE MECHANIC
TECHNICAL
SUPPORT
DEALER LOCATOR
SERVICES



VALID FOR 1 YEAR FROM DATE OF PURCHASE

WEIGHTS & MEASUREMENTS

	22GOLD13	23GOLD15	24GOLD14	27GOLD10
AXLE WEIGHT	5032	5616	4606	7822
HITCH WEIGHT	974	1152	1114	1206
UVW	6006	6768	5720	7860
CCC	5130	4546	5556	3546
GVWR	11174	11352	11314	11406
EXTERIOR LENGTH	29'3"	33'5"	31'0"	33'7"
EXTERIOR HEIGHT	12'5"	12'5"	12'5"	12'5"
EXTERIOR WIDTH	102"	102"	102"	102"
FRESH WATER	100	100	100	100
GREY WATER	38	38	38	76
BLACK WATER	38	38	38	38
AWNING	15'	15'	15'	15'

FREE MEMBERSHIP
to Forest River Owners' Group



www.forestriverfrog.com

FIND OUT MORE AT:

[HTTP://WWW.FORESTRIVERINC.COM/FIFTH-WHEELS/WOLFPACKGOLD](http://WWW.FORESTRIVERINC.COM/FIFTH-WHEELS/WOLFPACKGOLD)

YOUR WOLF PACK GOLD DEALER



Learn More
Scan this barcode using
a QR Reader on your
smart phone to learn
more about Forest River.



A Berkshire Hathaway company

All information contained in this brochure is believed to be accurate at the time of publication. However, during the model year, it may be necessary to make revisions and Forest River, Inc., reserves the right to make all such changes without notice, including prices, colors, materials, equipment and specifications as well as the addition of new models and the discontinuance of models shown in this brochure. Therefore, please consult with your Forest River, Inc., dealer and confirm the existence of any materials, design or specifications that are material to your purchase decision. Litho. U.S.A. FOR 1774 P/W: 2020.10.06

Specification Definitions

GVWR (Gross Vehicle Weight Rating) - is the maximum permissible weight of the unit when fully loaded. It includes all weights, inclusive of all fluids, cargo, optional equipment and accessories. For safety and product performance do NOT exceed the GVWR.

GAWR (Gross Axle Weight Rating) - is the maximum permissible weight, including cargo, fluids, optional equipment and accessories that can be safely supported by a combination of all axles.

UVW (Unloaded Vehicle Weight)* - is the typical weight of the unit as manufactured at the factory. It includes all weight at the unit's axle(s) and tongue or pin and LP Gas. The UVW does not include cargo, fresh potable water, additional optional equipment or dealer installed accessories.

*Estimated average based on standard build optional equipment.

CCC (Cargo Carrying Capacity)** - is the amount of weight available for fresh potable water, cargo, additional optional equipment and accessories. CCC is equal to GVWR minus UVW. Available CCC should accommodate fresh potable water

(8.3 lbs per gallon). Before filling the fresh water tank, empty the black and gray tanks to provide for more cargo capacity.

** Estimated average based on standard build optional equipment

Each Forest River RV is weighed at the manufacturing facility prior to shipping. A label identifying the unloaded vehicle weight of the actual unit and the cargo carrying capacity is applied to every Forest River RV prior to leaving our facilities.

The load capacity of your unit is designated by weight, not by volume, so you cannot necessarily use all available space when loading your unit.