

BIGHORN

TRAVELER



THE ROLLING ADVENTURER



BROUGHT TO YOU BY
HEARTLAND

BIGHORN

TRAVELER



THE ROLLING ADVENTURER



BROUGHT TO YOU BY
HEARTLAND

TOP 5 EXTERIOR FEATURES

1. Patent pending Stor-Mor three sided access to basement with 30% more capacity
2. MORryde Step Above® exterior entry steps giving you more stability, security and safety as you enter and exit your RV.
3. Aqua-shed thick slam latch baggage doors with interior latches
4. Azdel laminated sidewalls with lightweight non-wood substrate, sound barrier and better insulation value
5. 6-point hydraulic leveling system with 60,000 lbs. of lifting strength making it faster, easier, and simpler to set up your RV.



Behind this interior are our Azdel composite and aluminum components of our sidewalls, which create a strong, lightweight, quiet, weather and temperature resistant wall that will increase the life of your RV.



Leading the industry in storage, all Bighorn Travelers come with our patent pending Stor-Mor three sided access to basement with 30% more storage capacity.

TOP 5 INTERIOR FEATURES

1. Cushioned woven flooring on all slide out floors making it hypo-allergenic and pet friendly.
2. Beautifully designed and oversized farmhouse sink for a residential look and function.
3. Engineered for full time living, meaning we have built this product with many of the same residential style qualities you would find in a home.
4. Lightened interiors with coastal white washed cabinetry and barn farmhouse accents.
5. Dual wireless charging ports in every unit, located in the kitchen and in the bedroom.



Featuring a beautifully designed residential style kitchen and living room with a fireplace and entertainment center. Amish crafted natural hardwood cabinets and drawers, solid surface countertops, 3-burner cook top with overhead 30" microwave and refrigerator.



The master suite features a king size bed with two windows to maximize airflow and comes standard with a 32" TV.



Tall 6'4" ceilings with a one-piece fiberglass shower with a glass door, porcelain toilet and upgraded fan.



For more information and to take a virtual walk-through, visit www.heartlandrvs.com

 HEARTLAND

TOP 5 EXTERIOR FEATURES

1. Patent pending Stor-Mor three sided access to basement with 30% more capacity
2. MORryde Step Above® exterior entry steps giving you more stability, security and safety as you enter and exit your RV.
3. Aqua-shed thick slam latch baggage doors with interior latches
4. Azdel laminated sidewalls with lightweight non-wood substrate, sound barrier and better insulation value
5. 6-point hydraulic leveling system with 60,000 lbs. of lifting strength making it faster, easier, and simpler to set up your RV.



Behind this interior are our Azdel composite and aluminum components of our sidewalls, which create a strong, lightweight, quiet, weather and temperature resistant wall that will increase the life of your RV.



Leading the industry in storage, all Bighorn Travelers come with our patent pending Stor-Mor three sided access to basement with 30% more storage capacity.

TOP 5 INTERIOR FEATURES

1. Cushioned woven flooring on all slide out floors making it hypo-allergenic and pet friendly.
2. Beautifully designed and oversized farmhouse sink for a residential look and function.
3. Engineered for full time living, meaning we have built this product with many of the same residential style qualities you would find in a home.
4. Lightened interiors with coastal white washed cabinetry and barn farmhouse accents.
5. Dual wireless charging ports in every unit, located in the kitchen and in the bedroom.



Featuring a beautifully designed residential style kitchen and living room with a fireplace and entertainment center. Amish crafted natural hardwood cabinets and drawers, solid surface countertops, 3-burner cook top with overhead 30" microwave and refrigerator.



The master suite features a king size bed with two windows to maximize airflow and comes standard with a 32" TV.



Tall 6'4" ceilings with a one-piece fiberglass shower with a glass door, porcelain toilet and upgraded fan.



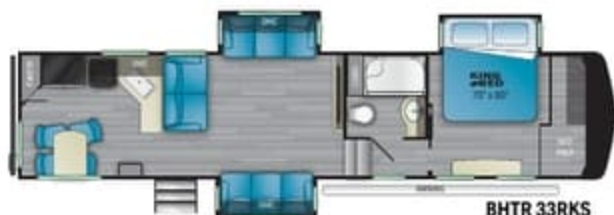
For more information and to take a virtual walk-through, visit www.heartlandrvs.com

 HEARTLAND

BIGHORN

TRAVELER

Designed to be the ultimate recreational vehicle, Bighorn Traveler offers a variety of floorplan options to fit your family's needs.



BHTR 33RKS
Length - 37' 6" Dry - 10,910 lbs. Hitch - 3,475 lbs.
Height - 13' 4" GVWR - 15,500 lbs.



BHTR 37RD
Length - 40' 6" Dry - 12,545 lbs. Hitch - 2,780 lbs.
Height - 13' 4" GVWR - 15,500 lbs.



BHTR 37TB
Length - 42' 6" Dry - 9,740 lbs. Hitch - 3,010 lbs.
Height - 13' 4" GVWR - 16,000 lbs.



BHTR 38FL
Length - 42' 4" Dry - 13,450 lbs. Hitch - 2,970 lbs.
Height - 13' 3" GVWR - 16,000 lbs.



BHTR 32RS
Length - 36' 2" Dry - 11,043 lbs. Hitch - 2,120 lbs.
Height - 13' 3" GVWR - 15,500 lbs.



BHTR 35BK
Length - 38' 7" Dry - 12,050 lbs. Hitch - 3,387 lbs.
Height - 13' 4" GVWR - 15,500 lbs.



BHTR 37DB
Length - 43' 0" Dry - 13,650 lbs. Hitch - 2,710 lbs.
Height - 13' 4" GVWR - 15,500 lbs.




BHTR 37FB
Length - TBD Dry - TBD Hitch - TBD
Height - TBD GVWR - TBD



BHTR 39MB
Length - 41' 10" Dry - 13,210 lbs. Hitch - 2,470 lbs.
Height - 13' 3" GVWR - 16,000 lbs.



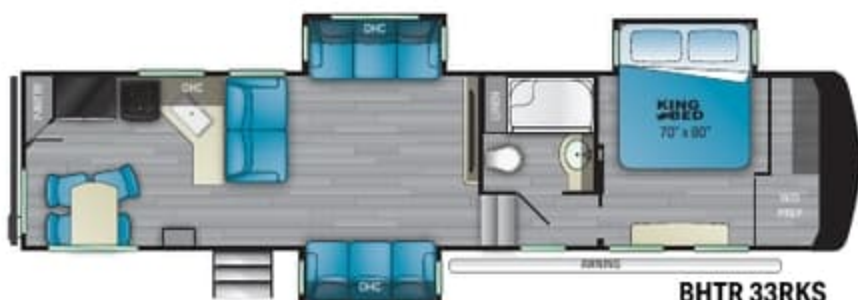
WWW.HEARTLANDRV.COM



Product information is as accurate as possible as of the date of publication of this brochure. Due to Heartland's commitment to continuous product improvement, floorplans, materials, components, features, measurements, specifications, options, etc. are subject to change at any time without notice or obligation. In certain conditions some additional equipment may be needed. Photos may show optional equipment or props used for photography purposes only. Heartland has listed the approximate base weight of the trailer without the optional equipment included. Optional equipment will impact the weight of the trailer. Please locate the weight sticker attached to the trailer you are considering for the most accurate trailer weight. Tow Vehicle Caution: Owners of Heartland recreational vehicles are solely responsible for the selection and proper use of tow vehicles. All customers should consult with the motor vehicle manufacturer or their dealer concerning the purchase and use of suitable tow vehicles for Heartland products. Heartland disclaims any liability or damages suffered as a result of the selection, operation, use or misuse of a tow vehicle. Heartland's limited warranty does not cover damage to the recreational vehicle or the tow vehicle as a result of the selection of the tow vehicle. Overall length for a Fifth Wheel is defined as the body length of the trailer excluding hitch meaning bumper to cap. The overall length for a Travel Trailer is defined as the body length of the trailer including hitch, meaning bumper to hitch/pin. It does not include rear ladder or spare tire. Optional pin boxes will affect overall length. 7/21

BIGHORN TRAVELER

Designed to be the ultimate recreational vehicle, Bighorn Traveler offers a variety of floorplan options to fit your family's needs.



Length - 37' 6"
Height - 13' 4"
Dry - 10,910 lbs.
GVWR - 15,500 lbs.
Hitch - 3,475 lbs.



Length - 40' 6"
Height - 13' 4"
Dry - 12,545 lbs.
GVWR - 15,500 lbs.
Hitch - 2,780 lbs.



Length - 42' 6"
Height - 13' 4"
Dry - 9,740 lbs.
GVWR - 16,000 lbs.
Hitch - 3,010 lbs.



Length - 42' 4"
Height - 13' 3"
Dry - 13,450 lbs.
GVWR - 16,000 lbs.
Hitch - 2,970 lbs.



Length - 36' 2"
Height - 13' 3"
Dry - 11,043 lbs.
GVWR - 15,500 lbs.
Hitch - 2,120 lbs.



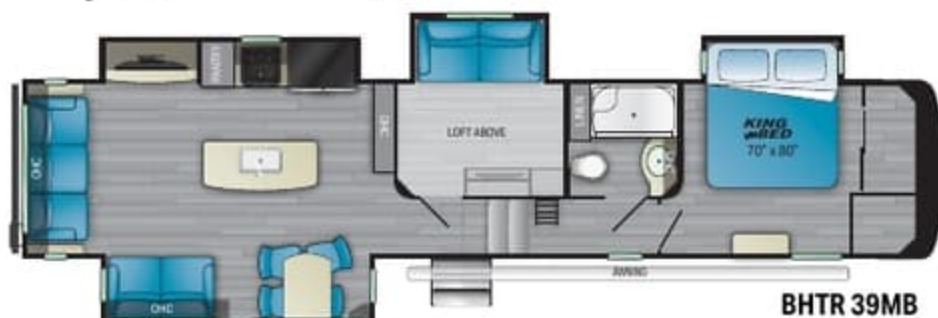
Length - 38' 7"
Height - 13' 4"
Dry - 12,050 lbs.
GVWR - 15,500 lbs.
Hitch - 3,387 lbs.



Length - 43' 0"
Height - 13' 4"
Dry - 13,650 lbs.
GVWR - 15,500 lbs.
Hitch - 2,710 lbs.



Length - TBD
Height - TBD
Dry - TBD
GVWR - TBD
Hitch - TBD



Length - 41' 10"
Height - 13' 3"
Dry - 13,210 lbs.
GVWR - 16,000 lbs.
Hitch - 2,470 lbs.



WWW.HEARTLANDRV.COM



Product information is as accurate as possible as of the date of publication of this brochure. Due to Heartland's commitment to continuous product improvement, floorplans, materials, components, features, measurements, specifications, options, etc. are subject to change at any time without notice or obligation. In certain conditions some additional equipment may be needed. Photos may show optional equipment or props used for photography purposes only. Heartland has listed the approximate base weight of the trailer without the optional equipment included. Optional equipment will impact the weight of the trailer. Please locate the weight sticker attached to the trailer you are considering for the most accurate trailer weight. Tow Vehicle Caution: Owners of Heartland recreational vehicles are solely responsible for the selection and proper use of tow vehicles. All customers should consult with the motor vehicle manufacturer or their dealer concerning the purchase and use of suitable tow vehicles for Heartland products. Heartland disclaims any liability or damages suffered as a result of the selection, operation, use or misuse of a tow vehicle. Heartland's limited warranty does not cover damage to the recreational vehicle or the tow vehicle as a result of the selection of the tow vehicle. Overall length for a Fifth Wheels is defined as the body length of the trailer excluding hitch meaning bumper to cap. The overall length for a Travel Trailer is defined as the body length of the trailer including hitch, meaning bumper to hitch/pin. It does not include rear ladder or spare tire. Optional pin boxes will affect overall length. 7/21