

WESTERN

HIDEOUT

TRAVEL TRAILERS • FIFTH WHEELS



KEYSTONE
RV COMPANY

LIVE IT OUT.

WESTERN

HIDEOUT

TRAVEL TRAILERS • FIFTH WHEELS



KEYSTONE
RV COMPANY

LIVE IT OUT.

HIDEOUT



— HIDEOUT | TRAVEL TRAILERS | FIFTH WHEELS —

READY FOR AN RV? HIDEOUT HAS A CAMPER FOR THAT.

Explore easy to tow, single-axle travel trailers, destination trailers, and fifth wheel floor plans. Whatever you're looking for, Keystone Hideout affordable RV's make it incredibly easy to become a camper. With its sharp, automotive-inspired exterior design and light and airy interiors, Hideout sets the stage for carefree camping. Hideout owners are delighted by unexpected features like electric stabilizer jacks, hidden pantries, and central vacuum systems.

For more information, please visit keystonerv.com/Hideout

HIDEOUT



HIDEOUT | TRAVEL TRAILERS | FIFTH WHEELS

READY FOR AN RV? HIDEOUT HAS A CAMPER FOR THAT.

Explore easy to tow, single-axle travel trailers, destination trailers, and fifth wheel floor plans. Whatever you're looking for, Keystone Hideout affordable RV's make it incredibly easy to become a camper. With its sharp, automotive-inspired exterior design and light and airy interiors, Hideout sets the stage for carefree camping. Hideout owners are delighted by unexpected features like electric stabilizer jacks, hidden pantries, and central vacuum systems.

For more information, please visit keystonerv.com/Hideout

KEYSTONE EXCLUSIVE INNOVATIONS

Designed to deliver superior performance, quality, and a best-in-class camping experience, every Hideout model includes engineering innovations available EXCLUSIVELY to Keystone owners. For more information about these features and the Keystone Innovation Lab, visit us online at www.keystonerv.com/innovations.



Blade™ High-Performance Air Flow System & Tuf-Lok™ A/C Duct Joiners

Blade™ & Tuf-Lok™ are designed to accelerate air flow, eliminate leakage and failure points, and deliver 360° circulation.



4G LTE and Wi-Fi Prep

All units are equipped with a new antenna that integrates 4G LTE and Wi-Fi with standard VHF/UHF/AM/FM reception.



KeyTV™

No more connection guesswork or poor reception. KeyTV offers a game-changing, single point of control of over-the-air, cable, and satellite feeds.



Color-Coded Unified Wiring Standard

Easy-to-trace circuits simplify electrical and entertainment system troubleshooting.



Tru-fit™ Slide Construction

A more durable slide room design that minimizes functional motor and structural stress and resists leaking.



In-floor Heating Ducts

Distributes heat evenly through your coach for superior comfort.



3-YEAR LIMITED STRUCTURAL WARRANTY, 1-YEAR LIMITED BASE WARRANTY

Every new Keystone RV comes with the industry's best three-year limited structural warranty AND a one-year limited base warranty. Ask your dealer, visit keystonerv.com, or call Keystone Owner Relations for details.

KEYSTONE EXCLUSIVE INNOVATIONS

Designed to deliver superior performance, quality, and a best-in-class camping experience, every Hideout model includes engineering innovations available EXCLUSIVELY to Keystone owners. For more information about these features and the Keystone Innovation Lab, visit us online at www.keystonerv.com/innovations.



Blade™ High-Performance Air Flow System & Tuf-Lok™ A/C Duct Joiners

Blade™ & Tuf-Lok™ are designed to accelerate air flow, eliminate leakage and failure points, and deliver 360° circulation.



4G LTE and Wi-Fi Prep

All units are equipped with a new antenna that integrates 4G LTE and Wi-Fi with standard VHF/UHF/AM/FM reception.



KeyTV™

No more connection guesswork or poor reception. KeyTV offers a game-changing, single point of control of over-the-air, cable, and satellite feeds.



Color-Coded Unified Wiring Standard

Easy-to-trace circuits simplify electrical and entertainment system troubleshooting.



Tru-fit™ Slide Construction

A more durable slide room design that minimizes functional motor and structural stress and resists leaking.



In-floor Heating Ducts

Distributes heat evenly through your coach for superior comfort.



3-YEAR LIMITED STRUCTURAL WARRANTY, 1-YEAR LIMITED BASE WARRANTY

Every new Keystone RV comes with the industry's best three-year limited structural warranty AND a one-year limited base warranty. Ask your dealer, visit keystonerv.com, or call Keystone Owner Relations for details.



more product detail at
www.keystonerv.com/Hideout



■ INTERIORS

Textured glass cabinet doors and distinctive batten ceiling strips offer warm and luxurious touches to the segment. Stylish wood flooring and deep tint windows throughout make double-axle models a traditional and comfortable space.



more product detail at
www.keystonerv.com/Hideout



INTERIORS

Textured glass cabinet doors and distinctive batten ceiling strips offer warm and luxurious touches to the segment. Stylish wood flooring and deep tint windows throughout make double-axle models a traditional and comfortable space.

INTRODUCING DESIGNER WHITE CABINETRY, AVAILABLE EXCLUSIVELY ON HIDEOUT SINGLE AXLES.



Hideout's unique contemporary white shaker cabinets offer a clean and laid-back feel to their single-axle coaches. Tonal furniture and matte black fixtures provide depth and contrast to the space. Rough-hewn plank-style flooring ushers in a touch of warmth to complete this inviting design.



SCAN HERE
TO SEE MORE

**ALL HIDEOUTS OFFER THE
CHOICE BETWEEN ALBANY
AND LODGE DECORS.**



ALBANY



LODGE

**INTRODUCING DESIGNER WHITE CABINETS,
AVAILABLE EXCLUSIVELY ON HIDEOUT SINGLE AXLES.**



Hideout's unique contemporary white shaker cabinets offer a clean and laid-back feel to their single-axle coaches. Tonal furniture and matte black fixtures provide depth and contrast to the space. Rough-hewn plank-style flooring ushers in a touch of warmth to complete this inviting design.



**SCAN HERE
TO SEE MORE**

**ALL HIDEOUTS OFFER THE
CHOICE BETWEEN ALBANY
AND LODGE DECORS.**



ALBANY



LODGE

blade

HIGH-PERFORMANCE AIR FLOW SYSTEM



BLADE™ HIGH PERFORMANCE AIR HANDLING SYSTEMS

Engineered to maximize the output from today's high-performance RV air conditioners, Keystone's NEW patented air handling system delivers an average of 20% more cooling power and is built to withstand the rigors of the road. The Blade™ system is designed to accelerate air flow, eliminate leakage and failure points, deliver 360° circulation in the cabin, and withstand environmental and road stressors that lead to reduced performance.

WINEGARD AIR 360+ OMNIDIRECTIONAL ANTENNA

With 360° VHF/UHF/FM signal reception and signal amplification, the combination of the Air 360+ and KeyTV™ provides Keystone RV owners with the most reliable, easiest to operate over-the-air entertainment package in the industry.

*Not available on single axle models



blade

HIGH-PERFORMANCE AIR FLOW SYSTEM



BLADE™ HIGH PERFORMANCE AIR HANDLING SYSTEMS

Engineered to maximize the output from today's high-performance RV air conditioners, Keystone's NEW patented air handling system delivers an average of 20% more cooling power and is built to withstand the rigors of the road. The Blade™ system is designed to accelerate air flow, eliminate leakage and failure points, deliver 360° circulation in the cabin, and withstand environmental and road stressors that lead to reduced performance.

WINEGARD AIR 360+ OMNIDIRECTIONAL ANTENNA

With 360° VHF/UHF/FM signal reception and signal amplification, the combination of the Air 360+ and KeyTV™ provides Keystone RV owners with the most reliable, easiest to operate over-the-air entertainment package in the industry.

*Not available on single axle models



MODERN AMENITIES

Exclusive and unexpected features that set the stage for carefree camping.



1



2



3



4



5



6



7



8



9

1. LCI SOLIDSTEP® (N/A 38' MODELS)

Ultra safe and secure main entry step
(N/A on 38' or LHS models).

2. DO-MORE DINETTE AND OTTOMAN

The most versatile dinette table on the market. Take it
anywhere inside or outside for your convenience.

3. ELECTRIC FIREPLACE (N/A NON-SLIDE & SINGLE AXLES)

Sit back and relax indoors on chilly days.

4. LAUNDRY CHUTE

Keeps dirty laundry out of sight and out of mind.

5. HIDDEN PANTRY (SELECT MODELS)

Extra storage for snacks aplenty.

6. FURRION® BACKUP & SIDE CAMERA PREP

Makes installation simple and easy.

7. CENTRAL VACUUM SYSTEM (N/A SINGLE AXLES)

Built-in to reduce cargo and make clean up a breeze.

8. FRONT WINDSHIELD (FW ONLY)

Allows an abundance of natural light into the coach.

9. 50" HDTV (SELECT MODELS)

Large screen offers premium entertainment viewing.

MODERN AMENITIES

Exclusive and unexpected features that set the stage for carefree camping.



1. LCI SOLIDSTEP® (N/A 38' MODELS)

Ultra safe and secure main entry step (N/A on 38' or LHS models).

2. DO-MORE DINETTE AND OTTOMAN

The most versatile dinette table on the market. Take it anywhere inside or outside for your convenience.

3. ELECTRIC FIREPLACE (N/A NON-SLIDE & SINGLE AXLES)

Sit back and relax indoors on chilly days.

4. LAUNDRY CHUTE

Keeps dirty laundry out of sight and out of mind.

5. HIDDEN PANTRY (SELECT MODELS)

Extra storage for snacks aplenty.

6. FURRION® BACKUP & SIDE CAMERA PREP

Makes installation simple and easy.

7. CENTRAL VACUUM SYSTEM (N/A SINGLE AXLES)

Built-in to reduce cargo and make clean up a breeze.

8. FRONT WINDSHIELD (FW ONLY)

Allows an abundance of natural light into the coach.

9. 50" HDTV (SELECT MODELS)

Large screen offers premium entertainment viewing.

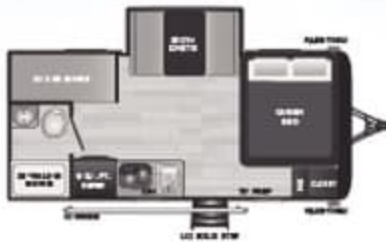
HIDEOUT | SINGLE AXLE TRAVEL TRAILER FLOORPLANS



174RK | Single axle, one slide, rear kitchen, roof mount A/C, 6 cu. ft. fridge
Weight: 4009 lb | Length: 21' 5"




175BH | Single axle, single-over-single bunkhouse
Weight: 3324 lb | Length: 21' 5"



176BH | Single axle, one slide, double bunks, roof mount A/C, 6 cu. ft. fridge
Weight: 3715 lb | Length: 21' 5"



177RD | Single axle, rear dinette
Weight: 3350 lb | Length: 21' 5"



178RB | Single axle, rear bath
Weight: 3254 lb | Length: 21' 5"

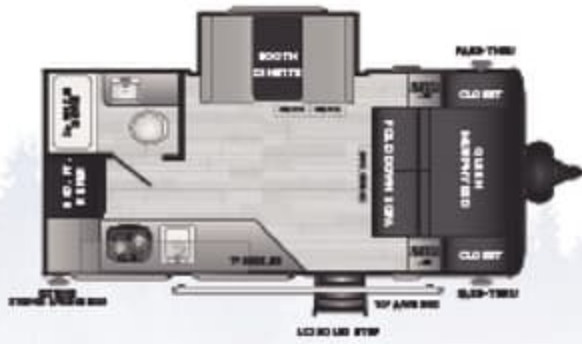


179RB | Single axle, rear bathroom, roof mount A/C, 6 cu. ft. fridge
Weight: 3670 lb | Length: 21' 5"

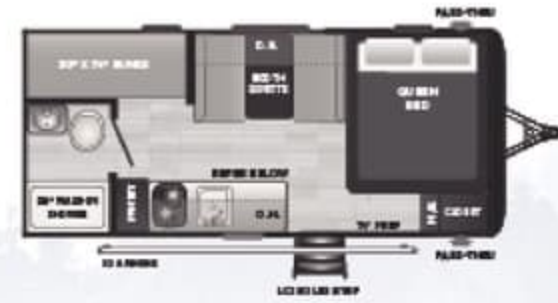


186SS | Single axle, largest pantry/ward in its class, roof mount A/C, 6 cu. ft. fridge
Weight: 4161 lb | Length: 22' 10"

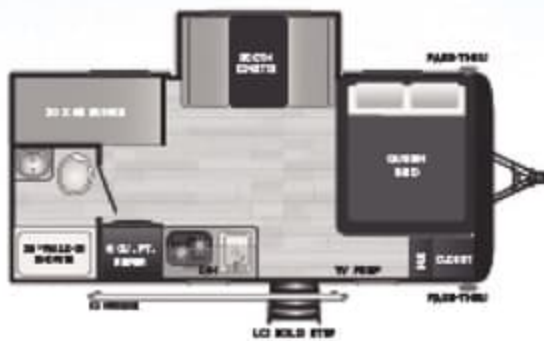
HIDEOUT | SINGLE AXLE TRAVEL TRAILER FLOORPLANS



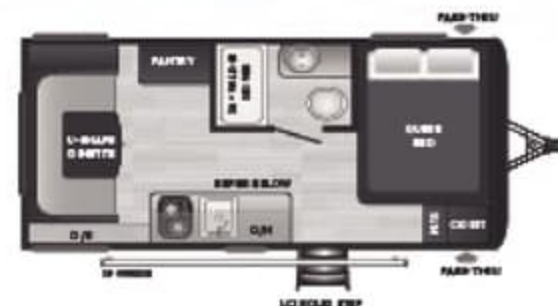
174RK | Single axle, one slide, rear kitchen, roof mount A/C, 6 cu. ft. fridge
Weight: 4009 lb | Length: 21' 5"



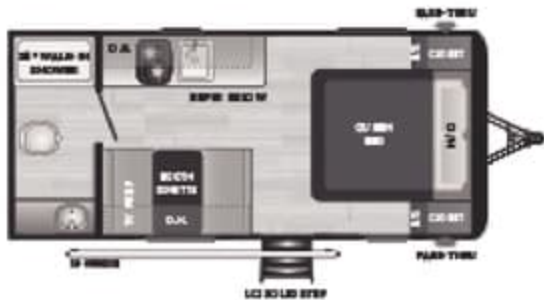
175BH | Single axle, single-over-single bunkhouse
Weight: 3324 lb | Length: 21' 5"



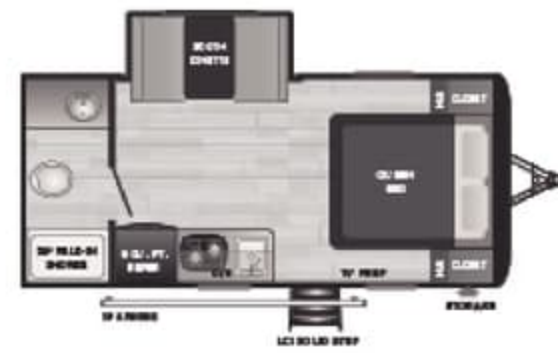
176BH | Single axle, one slide, double bunks, roof mount A/C, 6 cu. ft. fridge
Weight: 3715 lb | Length: 21' 5"



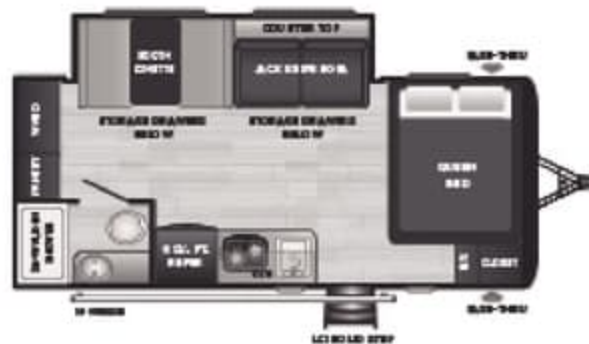
177RD | Single axle, rear dinette
Weight: 3350 lb | Length: 21' 5"



178RB | Single axle, rear bath
Weight: 3254 lb | Length: 21' 5"



179RB | Single axle, rear bathroom, roof mount A/C, 6 cu. ft. fridge
Weight: 3670 lb | Length: 21' 5"




186SS | Single axle, largest pantry/ward in its class, roof mount A/C, 6 cu. ft. fridge
Weight: 4161 lb | Length: 22' 10"



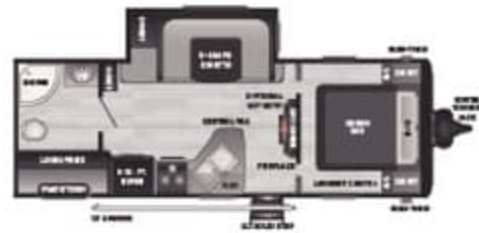
19RBWE | No slides, rear bath, murphy bed
Weight: 4308 lbs. | Length: 23' 10"




20RDWE | No slides, rear living
Weight: 4324 lbs. | Length: 24' 11"



21BHWE | No slides, double-over-double bunkhouse, murphy bed
Weight: 4496 lbs. | Length: 25' 4"



23RBWE | One slide, rear bath, camp kitchen
Weight: 5656 lbs. | Length: 27' 6"




24BHWE | One slide, double-over-double bunkhouse, camp kitchen
Weight: 5823 lbs. | Length: 28' 5"



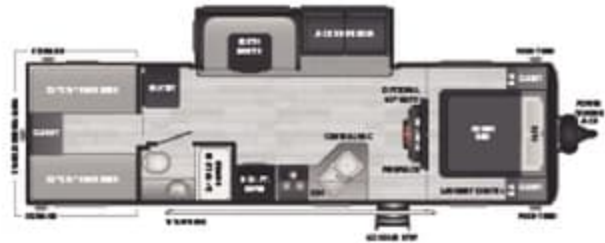
25BHWE | No slides, double-over-double bunkhouse
Weight: 4897 lbs. | Length: 29' 3"




NEW! 25RLWE | One slide, rear living w/ recliners, hidden pantry, 50" HDTV
Weight: TBD lb | Length: TBD



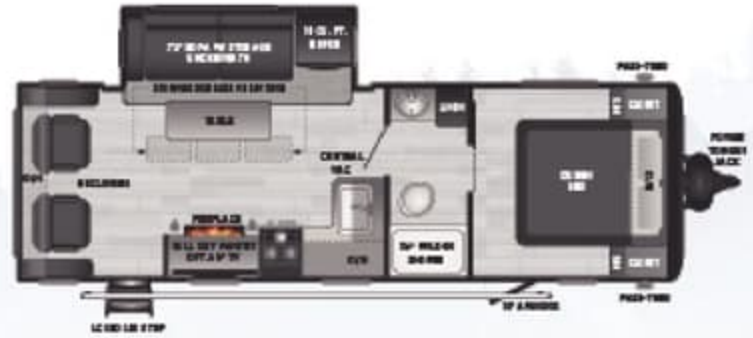
26BHWE | One slide, double-over-double bunkhouse
Weight: 5927 lbs. | Length: 30'



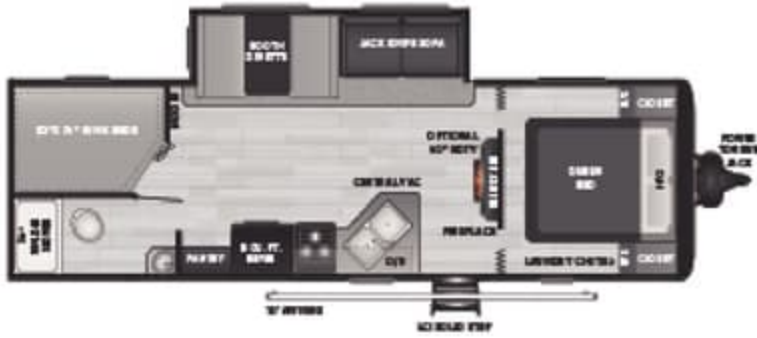
29BQWE | One slide, private bunkroom, wraparound storage
Weight: 6726 lbs. | Length: 33' 10"



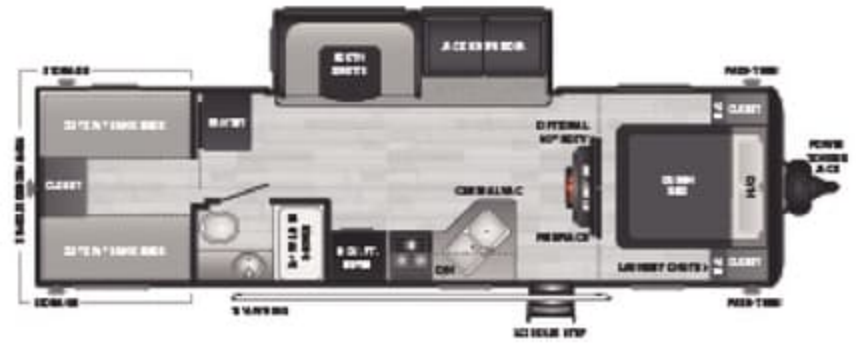
25BHWE | No slides, double-over-double bunkhouse
Weight: 4897 lbs. | Length: 29' 3"



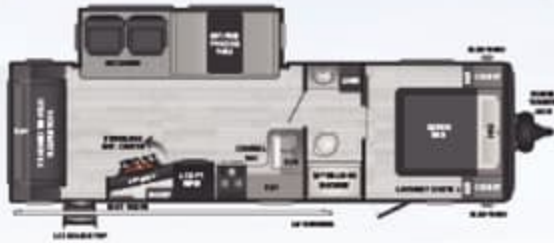
NEW! 25RLWE | One slide, rear living w/ recliners, hidden pantry, 50" HDTV
Weight: TBD lb | Length: TBD



26BHWE | One slide, double-over-double bunkhouse
Weight: 5927 lbs. | Length: 30'



29BQWE | One slide, private bunkroom, wraparound storage
Weight: 6728 lbs. | Length: 33' 10"



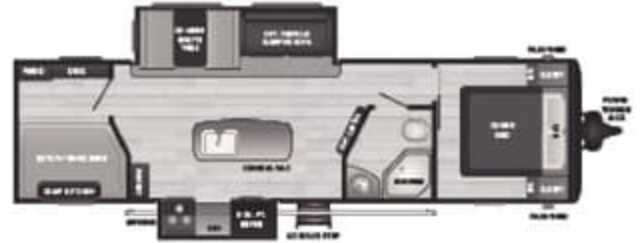
27RLSWE | Rear living room w/ recliners, hidden pantry, & walk in shower
Weight: 6665 lbs. | Length: 31' 10"



29DFSWE | One side, double-over-double bunkhouse, hidden pantry
Weight: 7067 lbs. | Length: 33' 11"



28BHSWE | Double-over-double bunkhouse, dual entry, camp kitchen
Weight: 6768 lbs. | Length: 32' 8"



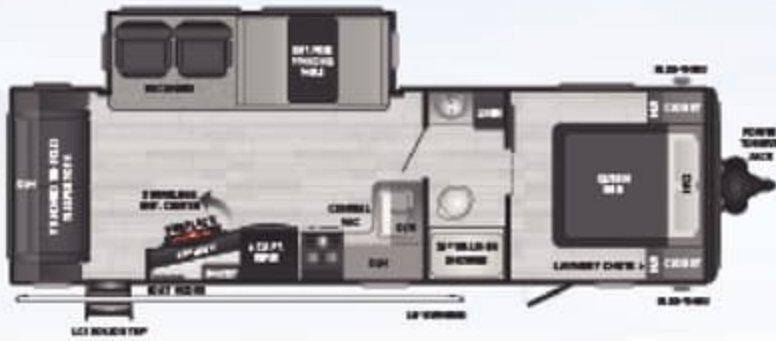
30BHSWE | Two slides, private bunkhouse, kitchen island, camp kitchen
Weight: 7462 lbs. | Length: 34' 11"



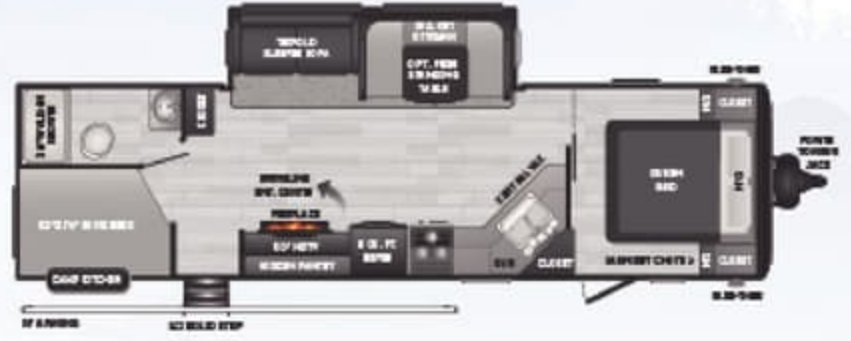
28RKSWE | One side, rear kitchen, camp kitchen, 50" HDTV
Weight: 6877 lbs. | Length: 32' 11"



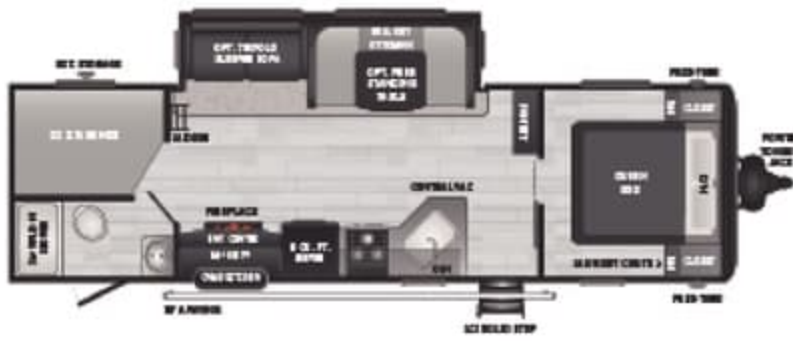
32BHDSWE | Two slides, private bunkroom, camp kitchen
Weight: 7746 lbs. | Length: 35' 11"



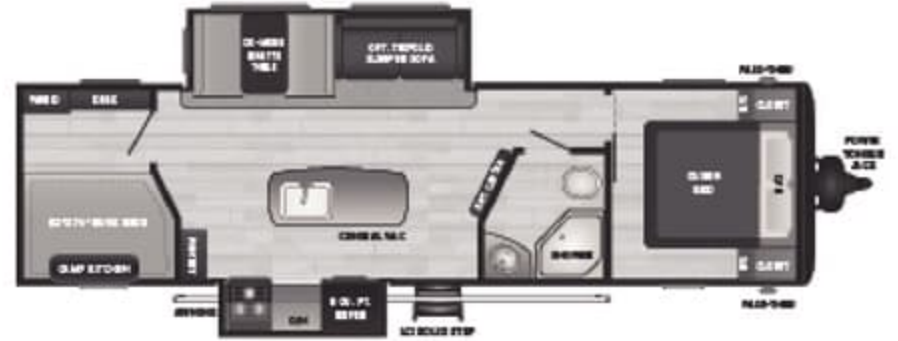
27RLSWE | Rear living room w/ recliners, hidden pantry, & walk in shower
Weight: 6665 lbs. | Length: 31' 10"



29DFSWE | One slide, double-over-double bunkhouse, hidden pantry
Weight: 7067 lbs. | Length: 33' 11"



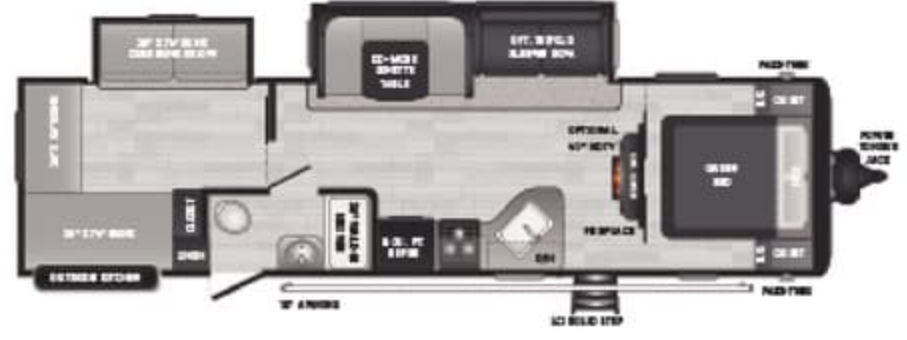
28BHSWE | Double-over-double bunkhouse, dual entry, camp kitchen
Weight: 6768 lbs. | Length: 32' 8"



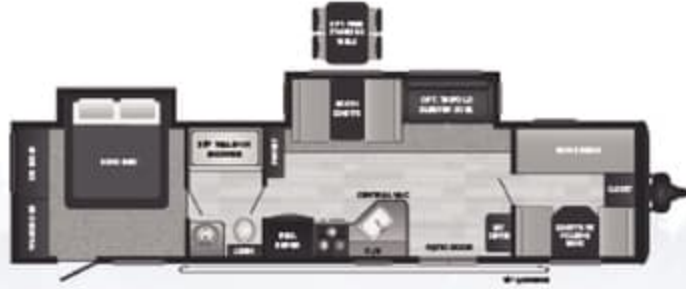
30BHKSWE | Two slides, private bunkhouse, kitchen island, camp kitchen
Weight: 7462 lbs. | Length: 34' 11"



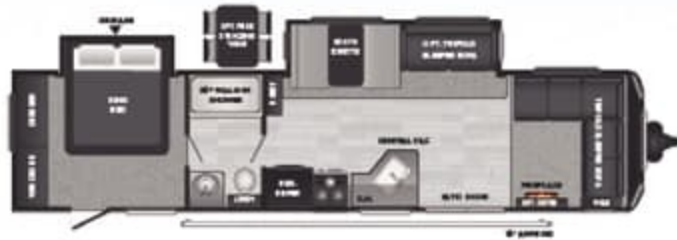
28RKSWE | One slide, rear kitchen, camp kitchen, 50" HDTV
Weight: 6877 lbs. | Length: 32' 11"



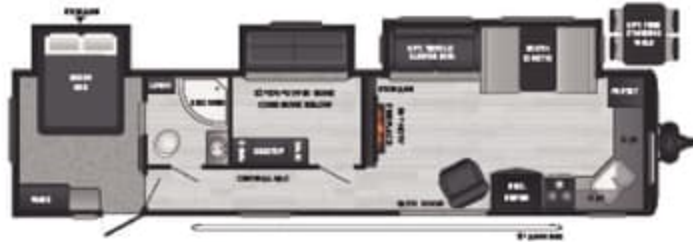
32BHDSWE | Two slides, private bunkroom, camp kitchen
Weight: 7746 lbs. | Length: 35' 11"



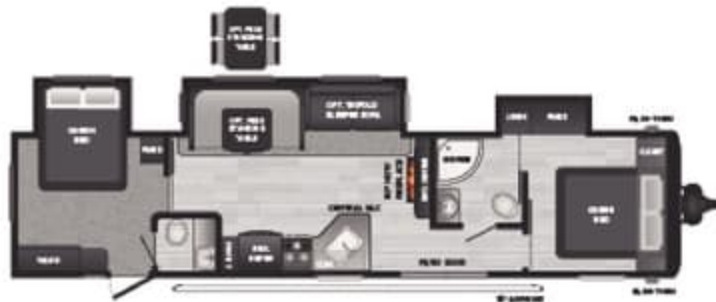
38BHDS | Two slides w/ bed slide, bunkhouse, patio door
Weight: 8281 lb | Length: 39' 11"



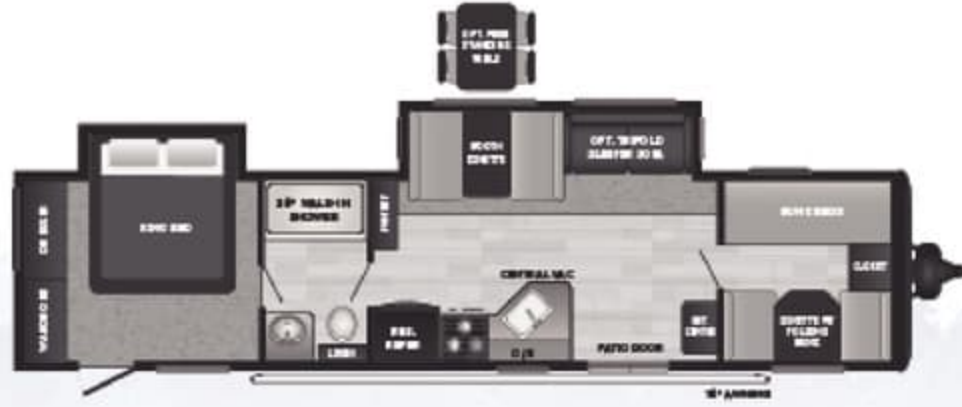
38FDDS | Two slides w/ bed slide, front sections, patio door
Weight: 8277 lb | Length: 39' 11"



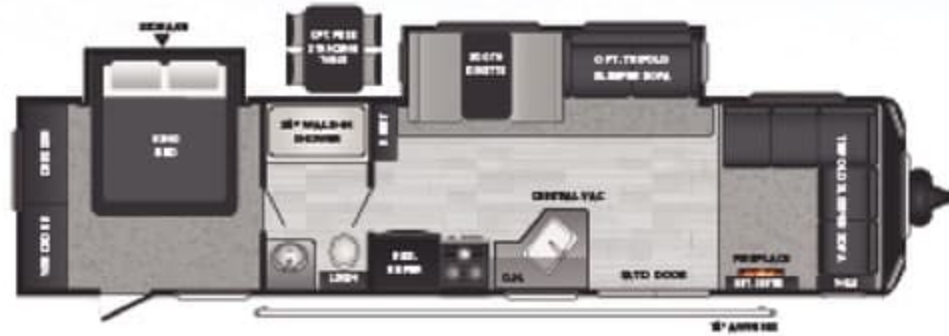
38FKTS | Three slides, mid-bunkhouse, patio door
Weight: 9029 lb | Length: 39' 11"



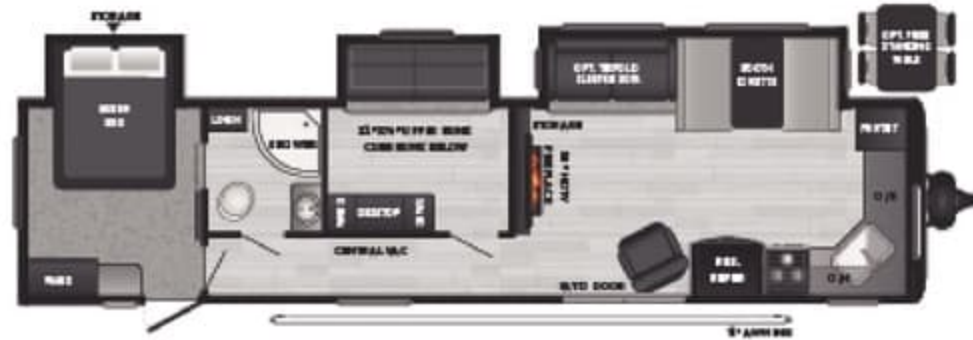
38FQTS | Three slides, double queen bedroom, 1 1/2 baths, patio door
Weight: 9230 lb | Length: 39' 11"



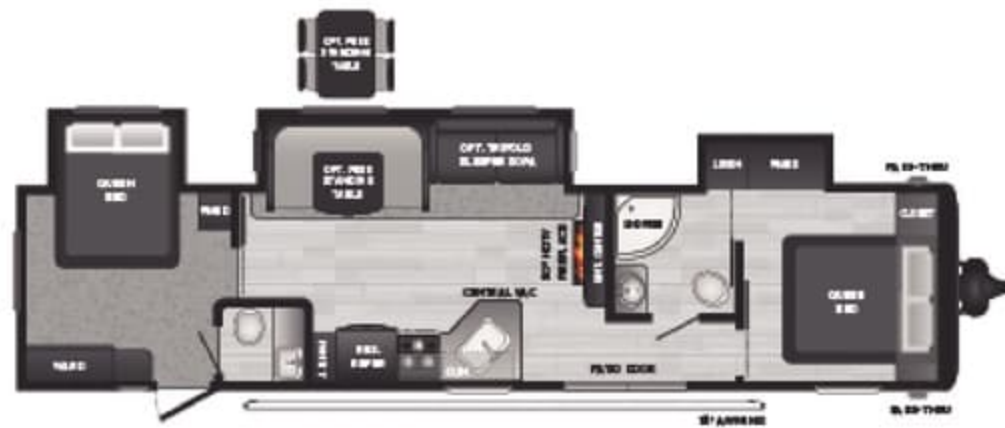
38BHDS | Two slides w/ bed slide, bunkhouse, patio door
Weight: 8281 lb | Length: 39' 11"



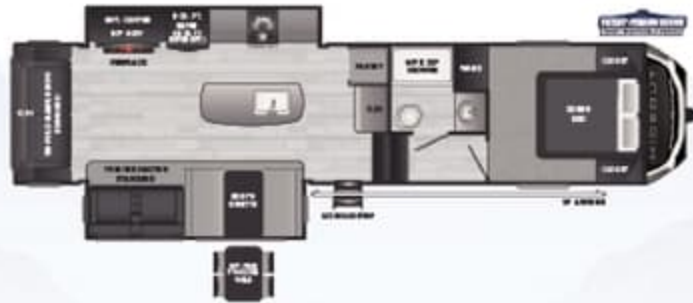
38FDSS | Two slides w/ bed slide, front sections, patio door
Weight: 8277 lb | Length: 39' 11"



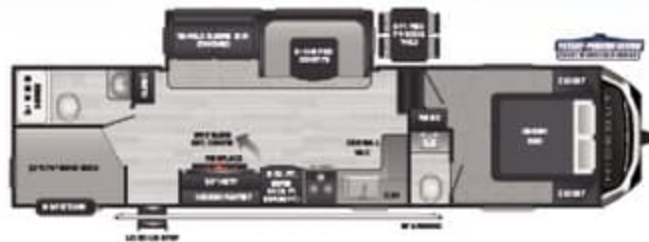
38FKTS | Three slides, mid-bunkhouse, patio door
Weight: 9079 lb | Length: 39' 11"



38FQTS | Three slides, double queen bedroom, 1 1/2 baths, patio door
Weight: 9230 lb | Length: 39' 11"



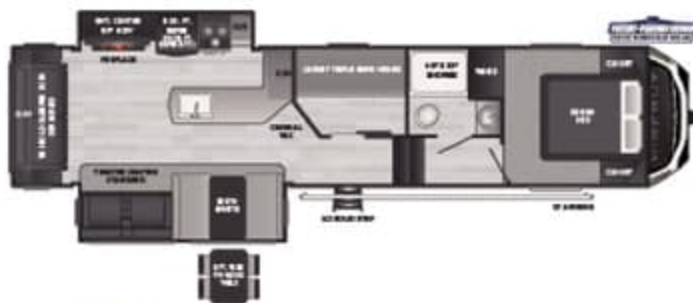
300RLDS | Two slides, rear living, kitchen island, large pantry
Weight: 9247 lb | Length: 34' 4"



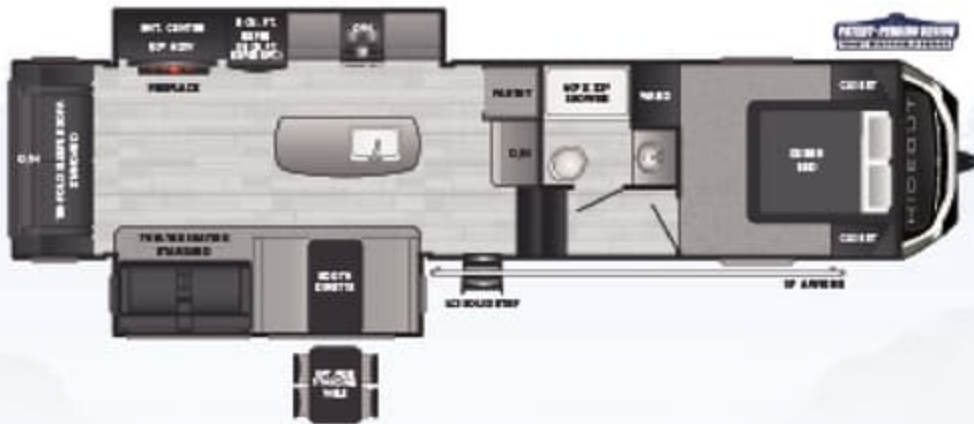
301DBS | One slide, double-over-double bunks, hidden pantry, 1½ baths
Weight: 8669 lb | Length: 34' 2"



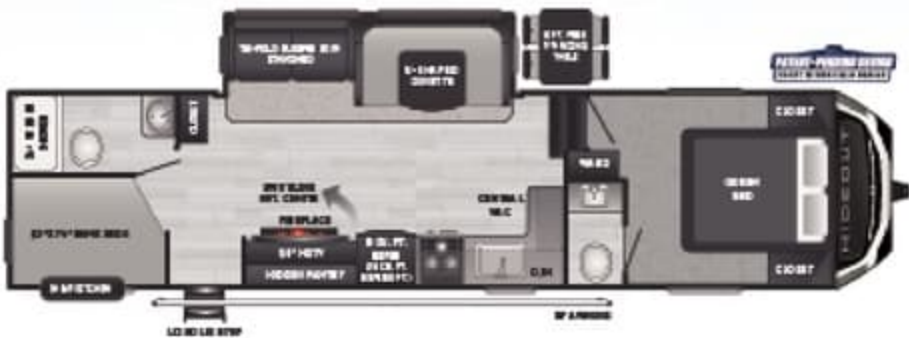
308BHDS | Two slides, private bunkroom, 1½ baths, 50\"/>



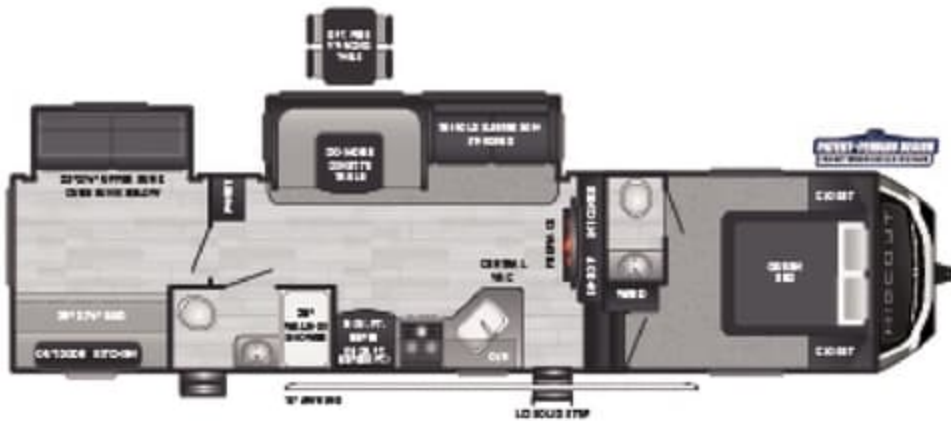
320MBDS | Two slides, mid-bunk, L-shaped countertop
Weight: 9661 lb | Length: 39' 6"



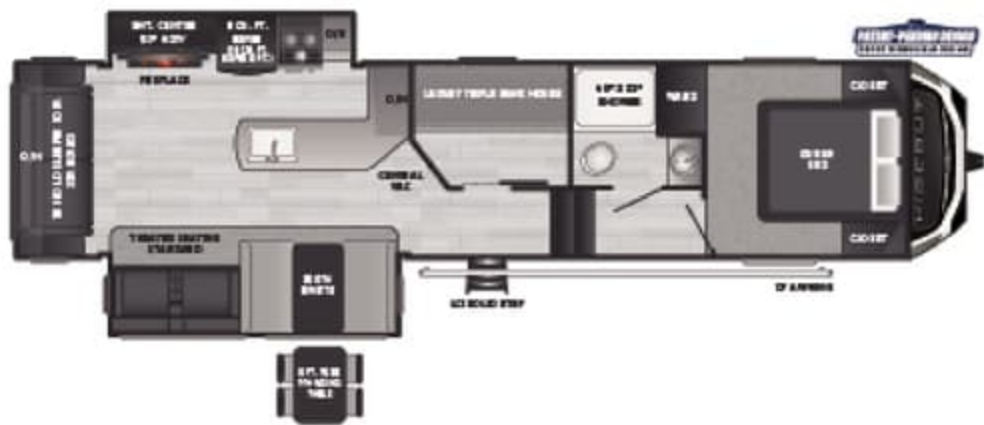
300RLDS | Two slides, rear living, kitchen island, large pantry
Weight: 9247 lb | Length: 34' 4"



301DBS | One slide, double-over-double bunks, hidden pantry, 1½ baths
Weight: 8669 lb | Length: 34' 2"



308BHDS | Two slides, private bunkroom, 1½ baths, 50" HDTV, outdoor kitchen
Weight: 9288 lb | Length: 35' 5"



320MBDS | Two slides, mid-bunk, L-shaped countertop
Weight: 9661 lb | Length: 39' 6"

HIDEOUT | MODEL SPECIFICATIONS

MODEL	WEIGHT	CARRYING CAPACITY	HITCH WEIGHT	FRESH WATER	WASTE WATER	GRAY WATER	LPG	LENGTH*	WIDTH	HEIGHT	AWNING
174RK	4009	1191	525	27	30	30	20	21' 5"	8'	10' 2"	10'
175BH	3324	1076	485	27	30	30	20	21' 5"	8'	10' 2"	10'
176BH	3715	785	520	27	30	30	20	21' 5"	8'	10' 2"	10'
177RD	3350	1050	540	27	30	30	20	21' 5"	8'	10' 2"	10'
178RB	3254	1186	440	27	30	32	20	21' 5"	8'	10' 2"	10'
179RB	3670	810	480	27	32	30	20	21' 5"	8'	10' 2"	10'
186SS	4161	839	615	27	30	30	20	22' 10"	8'	10' 4"	14'
198BWE	4308	2692	506	60	40	40	60	23' 10"	8'	11' 0"	12'
208DWE	4324	2876	464	60	38	38	60	24' 11"	8'	11' 0"	12'
218HWE	4496	2504	538	60	40	40	60	25' 4"	8'	11' 0"	12'
238BWE	5656	1934	592	60	38	38	60	27' 6"	8'	10' 3"	12'
248HWE	5823	1817	644	60	38	78	60	28' 5"	8'	11' 3"	12'
258HWE	4897	2603	530	60	38	38	60	29' 3"	8'	11' 1"	12'
258RLWE	TBD	TBD	TBD	TBD	TBD	TBD	TBD	TBD	TBD	TBD	TBD
268HWE	5927	1683	620	60	38	40	60	30' 0"	8'	10' 3"	14'
278RLSWE	6665	2835	770	60	38	38	60	31' 11"	11'	11' 1"	18'
288HSWE	6768	2852	820	60	38	78	60	32' 9"	8'	11' 1"	16'
288RKSWE	6877	2663	740	60	38	76	60	32' 11"	8'	11' 1"	16'
298BQWE	6728	3072	1000	60	38	38	40	33' 10"	8'	11' 1"	16'
298DFSWE	7067	2513	780	60	38	76	60	33' 11"	8'	11' 1"	16'
3088KSWWE	7462	2286	948	60	38	38	60	34' 11"	8'	10' 10"	16'
3288HDSWE	7746	1984	930	60	38	38	40	35' 11"	8'	11' 0"	16'
3888HDS	8281	1689	1170	43	39	39	60	39' 11"	8'	11' 2"	18'
3888FDDS	8277	1723	1205	43	39	39	60	39' 11"	8'	11' 2"	18'
3888FKTS	9079	1921	1200	43	39	78	60	39' 11"	8'	11' 4"	18'
3888FQTS	9230	2130	1200	43	78	78	60	39' 11"	8'	11' 4"	18'
MODEL	WEIGHT	CARRYING CAPACITY	HITCH WEIGHT	FRESH WATER	WASTE WATER	GRAY WATER	LPG	LENGTH*	WIDTH	HEIGHT	AWNING
3008RLDS	9247	2853	1970	43	39	78	60	34' 4"	8'	12' 11"	16'
3010DBS	8669	3431	1840	43	69	60	60	34' 2"	8'	12' 11"	18'
3088BHDS	9288	2712	1915	43	78	39	60	35' 5"	8'	12' 11"	16'
3208MBDS	9661	2439	1785	43	39	78	60	39' 6"	8'	12' 11"	12'

DISCLAIMER: Product information is as accurate as possible as of the date of publication of this brochure. All features, floor plans, and specifications in this brochure are subject to change without notice. Please also consult Keystone's web site at www.keystonev.com for more current product information and specifications. Tow Vehicle Disclaimer, CAUTION: Owners of Keystone recreational vehicles are solely responsible for the selection and proper use of tow vehicles. All customers should consult with a motor vehicle manufacturer or their dealer concerning the purchase and use of suitable tow vehicles for Keystone products. Keystone disclaims any liability or damages suffered as a result of the selection, operation, use or misuse of a tow vehicle. KEYSTONE'S LIMITED WARRANTY DOES NOT COVER DAMAGE TO THE RECREATIONAL VEHICLE OR THE TOW VEHICLE AS A RESULT OF THE SELECTION, OPERATION, USE OR MISUSE OF THE TOW VEHICLE. *Length is defined as the distance from the centerline of hitch pin/coupler to rear bumper of trailer. Please review owner's manual prior to purchase for more information on service warranties, extended use, towing and maintenance. Owner's manuals can be found at keystonev.com.

HIDEOUT | MODEL SPECIFICATIONS

MODEL	WEIGHT	CARRYING CAPACITY	HITCH WEIGHT	FRESH WATER	WASTE WATER	GRAY WATER	LPG	LENGTH*	WIDTH	HEIGHT	AWNING
174RK	4009	1191	525	27	30	30	20	21' 5"	8'	10' 2"	10'
175BH	3324	1076	485	27	30	30	20	21' 5"	8'	10' 2"	10'
176BH	3715	785	520	27	30	30	20	21' 5"	8'	10' 2"	10'
177RD	3350	1050	540	27	30	30	20	21' 5"	8'	10' 2"	10'
178RB	3254	1186	440	27	30	32	20	21' 5"	8'	10' 2"	10'
179RB	3670	810	480	27	32	30	20	21' 5"	8'	10' 2"	10'
186SS	4161	839	615	27	30	30	20	22' 10"	8'	10' 4"	14'
19RBWE	4308	2692	506	60	40	40	60	23' 10"	8'	11' 0"	12'
20RDWE	4324	2876	464	60	38	38	60	24' 11"	8'	11' 0"	12'
21BHWE	4496	2504	538	60	40	40	60	25' 4"	8'	11' 0"	12'
23RBWE	5656	1934	592	60	38	38	60	27' 6"	8'	10' 3"	12'
24BHWE	5823	1817	644	60	38	78	60	28' 5"	8'	11' 3"	12'
25BHWE	4897	2603	530	60	38	38	60	29' 3"	8'	11' 1"	12'
25RLWE	TBD	TBD	TBD	TBD	TBD	TBD	TBD	TBD	TBD	TBD	TBD
26BHWE	5927	1693	620	60	38	40	60	30' 0"	8'	10' 3"	14'
27RLSWE	6665	2835	770	60	38	38	60	31' 11"	1	11' 1"	18'
28BHSWE	6768	2852	820	60	38	78	60	32' 9"	8'	11' 1"	16'
28RKSWE	6877	2663	740	60	38	76	60	32' 11"	8'	11' 1"	16'
29BQWE	6728	3072	1000	60	38	38	40	33' 10"	8'	11' 1"	16'
29DFSWE	7067	2513	780	60	38	76	60	33' 11"	8'	11' 1"	16'
30BHKSWE	7462	2286	948	60	38	38	60	34' 11"	8'	10' 10"	16'
32BHDSWE	7746	1984	930	60	38	38	40	35' 11"	8'	11' 0"	16'
38BHDS	8281	1689	1170	43	39	39	60	39' 11"	8'	11' 2"	18'
38FDDS	8277	1723	1205	43	39	39	60	39' 11"	8'	11' 2"	18'
38FKTS	9079	1921	1200	43	39	78	60	39' 11"	8'	11' 4"	18'
38FQTS	9230	2130	1200	43	78	78	60	39' 11"	8'	11' 4"	18'
MODEL	WEIGHT	CARRYING CAPACITY	HITCH WEIGHT	FRESH WATER	WASTE WATER	GRAY WATER	LPG	LENGTH*	WIDTH	HEIGHT	AWNING
30ORLDS	9247	2853	1910	43	39	78	60	34' 4"	8'	12' 11"	16'
301DBS	8669	3431	1840	43	69	60	60	34' 2"	8'	12' 11"	18'
308BHDS	9288	2712	1915	43	78	39	60	35' 5"	8'	12' 11"	16'
320MBDS	9661	2439	1785	43	39	78	60	39' 6"	8'	12' 11"	12'

DISCLAIMER: Product information is as accurate as possible as of the date of publication of this brochure. All features, floor plans, and specifications in this brochure are subject to change without notice. Please also consult Keystone's web site at www.keystonerv.com for more current product information and specifications. Tow Vehicle Disclaimer. CAUTION: Owners of Keystone recreational vehicles are solely responsible for the selection and proper use of tow vehicles. All customers should consult with a motor vehicle manufacturer or their dealer concerning the purchase and use of suitable tow vehicles for Keystone products. Keystone disclaims any liability or damages suffered as a result of the selection, operation, use or misuse of a tow vehicle. KEYSTONE'S LIMITED WARRANTY DOES NOT COVER DAMAGE TO THE RECREATIONAL VEHICLE OR THE TOW VEHICLE AS A RESULT OF THE SELECTION, OPERATION, USE OR MISUSE OF THE TOW VEHICLE. *Length is defined as the distance from the centerline of hitch pin/coupler to rear bumper of trailer. Please review owner's manual prior to purchase for more information on service warranties, extended use, towing and maintenance. Owner's manuals can be found at keystonerv.com.

EXTERIOR	SA	LHS	TT	FW
Power stab jacks	N/A	S-FP	S	S
Power tongue jack	N/A	S	S	S
Black tank flush	N/A	N/A	S	S
Gas/electric water heater	N/A	N/A	S	S
Gas only water heater	S	S	N/A	N/A
Power awning	S	S	S	S
LCI® Solid Step®	S	S	S	S
Friction hinge door (n/a on 38' destination TT models)	S	S	S	S
Furrion® backup and side camera prep	S	S	S	S
Blue LED lighted ext. speakers	S	S	S	S
Tinted windows	S	S	S	S
Solar prep	S	S	S	S
XL entry assist handle	N/A	N/A	S	S
110v outside receptacle	S	S	S	S
Front diamond plate	S	S	S	S
Winegard® antenna	S	S	S	S
Laminated fiberglass sidewalls	N/A	N/A	N/A	S
Painted front cap with windshield	N/A	N/A	N/A	S
Max Turn Technology® front cap with Hitch Vision™	N/A	N/A	N/A	S
Rota-Flex™ pin box	N/A	N/A	N/A	S
Electric adjustable front landing gear	N/A	N/A	N/A	S
Aluminum wheels	N/A	N/A	N/A	S
INTERIOR	SA	LHS	TT	FW
8K BTU A/C	S	N/A	N/A	N/A
13.5K BTU A/C	0	S	S	N/A
15K BTU A/C	N/A	0	0	S
3 cu. ft. refrigerator	S-FP	N/A	N/A	N/A
6 cu. ft. refrigerator	S-FP	N/A	N/A	N/A
8 cu. ft. refrigerator (n/a 38' destination TT models)	N/A	S	S	S
20K BTU furnace	S	N/A	N/A	N/A
30K BTU furnace	N/A	S	S	S
Residential refrigerator (38' destination TT models only)	N/A	N/A	S-FP	N/A
Platinum Maple interior cabinets	N/A	S	S	S
Designer white interior cabinets	S	N/A	N/A	N/A
Black cabinet hardware	S	S	S	S
Blackout night shades	S	S	S	S
Central vacuum	N/A	S	S	S
Electric fireplace	N/A	S-FP	S	S
HD TV (40" or 50" by floorplan)	N/A	S-FP	S	S
Furrion® bluetooth radio	S	S	S	S
Opening bunk room windows	S	S	S	S
Cubby bear bunk mats	S-FP	S-FP	S-FP	S-FP
Do-More™ dinette table	N/A	N/A	S	S
High-rise faucet	N/A	S	S	S
Stainless-steel sink	N/A	N/A	S	S
Tub surround	N/A	S	S	S

Porcelain foot flush toilet	N/A	S	S	S
Curved shower rod	S	S	S	S
Laundry chute	N/A	S	S	S
Mirrored wardrobe	N/A	S	S	S
USB charging station	S	S	S	S
Monitor panel	N/A	N/A	S	S
Under-bed storage	S	S	S	S
Kitchen sink cover	N/A	N/A	S	S
Furrion® oven with glass top	N/A	S	S	S
Storage under dinette	S	S	S	S
Hidden pantry	N/A	N/A	S-FP	S-FP
Seamless pressed countertops	N/A	N/A	S	S
Backsplash	S	S	S	S
Patio door (38' destination TT models only)	N/A	N/A	N/A	N/A
38" walk-in shower	S	S	S	S
Accent lighting	N/A	S	S	S

SAFETY	SA	LHS	TT	FW
Fire extinguisher	S	S	S	S
Smoke detector	S	S	S	S
LP detector	S	S	S	S
CO detector	S	S	S	S
Safety chains	S	S	S	S
Emergency breakaway switch	S	S	S	S

CONSTRUCTION	SA	LHS	TT	FW
Fully walkable roof	N/A	S	S	S
Dual battery rack	N/A	S	S	S
Residential in-floor heating ducts	N/A	S	S	S
Color coded and numbered wiring	S	S	S	S
Powder coated frame	S	S	S	S
Dexter E-Z Lube® axle	S	S	S	S
Full width outriggers	S	S	S	S
Tru-fit™ five point slideout construction	S	S	S	S
Rotocast holding tanks	S	S	S	S
Hurricane straps	S	S	S	S
Radial tires	S	S	S	S
Cambered chassis	S	S	S	S
Seamless 5/8" thick floor decking	S	S	S	S
Tuf-lok A/C duct joiners	S	S	S	S
4" crowned roof	S	S	S	S
Flex pex tubing with 10 year warranty	S	S	S	S
Insulated water lines	S	S	S	S
Heated and enclosed underbelly	N/A	S-FP	S	S
50 Amp service	N/A	N/A	S-FP	S

SA - SINGLE AXLE LHS TRAVEL TRAILER LHS - LHS TRAVEL TRAILER
 TT - LUXURY TRAVEL TRAILER FW - LUXURY FIFTH WHEEL

S = STANDARD / 0 = OPTIONAL
 N/A = NOT AVAILABLE / S-FP = SELECT FLOORPLANS

EXTERIOR	SA	LHS	TT	FW
Power stab jacks	N/A	S-FP	S	S
Power tongue jack	N/A	S	S	S
Black tank flush	N/A	N/A	S	S
Gas/electric water heater	N/A	N/A	S	S
Gas only water heater	S	S	N/A	N/A
Power awning	S	S	S	S
LCI® Solid Step®	S	S	S	S
Friction hinge door (n/a on 38' destination TT models)	S	S	S	S
Furrion® backup and side camera prep	S	S	S	S
Blue LED lighted ext. speakers	S	S	S	S
Tinted windows	S	S	S	S
Solar prep	S	S	S	S
XL entry assist handle	N/A	N/A	S	S
110v outside receptacle	S	S	S	S
Front diamond plate	S	S	S	S
Winegard® antenna	S	S	S	S
Laminated fiberglass sidewalls	N/A	N/A	N/A	S
Painted front cap with windshield	N/A	N/A	N/A	S
Max Turn Technology™ front cap with Hitch Vision™	N/A	N/A	N/A	S
Rota-Flex™ pin box	N/A	N/A	N/A	S
Electric adjustable front landing gear	N/A	N/A	N/A	S
Aluminum wheels	N/A	N/A	N/A	S
INTERIOR	SA	LHS	TT	FW
8K BTU A/C	S	N/A	N/A	N/A
13.5K BTU A/C	O	S	S	N/A
15K BTU A/C	N/A	O	O	S
3 cu. ft. refrigerator	S-FP	N/A	N/A	N/A
6 cu. ft. refrigerator	S-FP	N/A	N/A	N/A
8 cu. ft. refrigerator (n/a 38' destination TT models)	N/A	S	S	S
20K BTU furnace	S	N/A	N/A	N/A
30K BTU furnace	N/A	S	S	S
Residential refrigerator (38' destination TT models only)	N/A	N/A	S-FP	N/A
Platinum Maple interior cabinets	N/A	S	S	S
Designer white interior cabinets	S	N/A	N/A	N/A
Black cabinet hardware	S	S	S	S
Blackout night shades	S	S	S	S
Central vacuum	N/A	S	S	S
Electric fireplace	N/A	S-FP	S	S
HD TV (40" or 50" by floorplan)	N/A	S-FP	S	S
Furrion® bluetooth radio	S	S	S	S
Opening bunk room windows	S	S	S	S
Cubby bear bunk mats	S-FP	S-FP	S-FP	S-FP
Do-More™ dinette table	N/A	N/A	S	S
High-rise faucet	N/A	S	S	S
Stainless-steel sink	N/A	N/A	S	S
Tub surround	N/A	S	S	S

Porcelain foot flush toilet	N/A	S	S	S
Curved shower rod	S	S	S	S
Laundry chute	N/A	S	S	S
Mirrored wardrobe	N/A	S	S	S
USB charging station	S	S	S	S
Monitor panel	N/A	N/A	S	S
Under-bed storage	S	S	S	S
Kitchen sink cover	N/A	N/A	S	S
Furrion® oven with glass top	N/A	S	S	S
Storage under dinette	S	S	S	S
Hidden pantry	N/A	N/A	S-FP	S-FP
Seamless pressed countertops	N/A	N/A	S	S
Backsplash	S	S	S	S
Patio door (38' destination TT models only)	N/A	N/A	N/A	N/A
38" walk-in shower	S	S	S	S
Accent lighting	N/A	S	S	S
SAFETY	SA	LHS	TT	FW
Fire extinguisher	S	S	S	S
Smoke detector	S	S	S	S
LP detector	S	S	S	S
CO detector	S	S	S	S
Safety chains	S	S	S	S
Emergency breakaway switch	S	S	S	S
CONSTRUCTION	SA	LHS	TT	FW
Fully walkable roof	N/A	S	S	S
Dual battery rack	N/A	S	S	S
Residential in-floor heating ducts	N/A	S	S	S
Color coded and numbered wiring	S	S	S	S
Powder coated frame	S	S	S	S
Dexter E-Z Lube® axle	S	S	S	S
Full width outriggers	S	S	S	S
Tru-fit™ five point slideout construction	S	S	S	S
Rotocast holding tanks	S	S	S	S
Hurricane straps	S	S	S	S
Radial tires	S	S	S	S
Cambered chassis	S	S	S	S
Seamless 5/8" thick floor decking	S	S	S	S
Tuf-lok A/C duct joiners	S	S	S	S
4 1/2" crowned roof	S	S	S	S
Flex pex tubing with 10 year warranty	S	S	S	S
Insulated water lines	S	S	S	S
Heated and enclosed underbelly	N/A	S-FP	S	S
50 Amp service	N/A	N/A	S-FP	S

SA - SINGLE AXLE LHS TRAVEL TRAILER LHS - LHS TRAVEL TRAILER
 TT - LUXURY TRAVEL TRAILER FW - LUXURY FIFTH WHEEL

S = STANDARD / O = OPTIONAL
 N/A = NOT AVAILABLE / S-FP = SELECT FLOORPLANS

BUILT FOR THE LONG HAUL



1 EASIER SHOPPING.

At Keystone, we make choosing an RV as easy as finding the Big Dipper on a dark summer night. With comprehensive online product information, Key Connect™ product advisors, and an unparalleled dealer network, we will help you select the perfect RV for your family's adventure.

2 INNOVATIVE THINKING.

The road's a nicer place when you have the industry's smartest features behind you. Keystone leads the pack in patented innovations that make our RVs safer, more comfortable, and easier to operate.

3 LONG HAUL QUALITY.

To keep you on the road, there are certain things we just won't build a Keystone RV without. Game-changing features like our Unified Wiring Standard, Tru-Fit™ five-point slide construction, and no-fail Tuf-Lok™ A/C duct joiners combined with exhaustive testing and inspections are some of the reasons why Keystone is able to offer our owners the industry's best 3-year limited structural warranty.

4 WORRY-FREE CUSTOMER SERVICE.

Wherever the road takes you, you're never too far from an authorized Keystone service center. We also offer live service assistance, ultra-fast parts shipping, online maintenance tips and tricks, and a single-point warranty claims policy. *That's* peace of mind.

5 KEYSTONE NATION.

When you choose Keystone, you become a part of one of the largest camping families in the country. We're Keystone Nation. A friendly community where people share photos, travel tips and amazing stories — all in the spirit of camaraderie and adventure. Come join us.

BUILT FOR THE LONG HAUL



1 EASIER SHOPPING.

At Keystone, we make choosing an RV as easy as finding the Big Dipper on a dark summer night. With comprehensive online product information, Key Connect™ product advisors, and an unparalleled dealer network, we will help you select the perfect RV for your family's adventure.

2 INNOVATIVE THINKING.

The road's a nicer place when you have the industry's smartest features behind you. Keystone leads the pack in patented innovations that make our RVs safer, more comfortable, and easier to operate.

3 LONG HAUL QUALITY.

To keep you on the road, there are certain things we just won't build a Keystone RV without. Game-changing features like our Unified Wiring Standard, Tru-Fit™ five-point slide construction, and no-fail Tuf-Lok™ A/C duct joiners combined with exhaustive testing and inspections are some of the reasons why Keystone is able to offer our owners the industry's best 3-year limited structural warranty.

4 WORRY-FREE CUSTOMER SERVICE.

Wherever the road takes you, you're never too far from an authorized Keystone service center. We also offer live service assistance, ultra-fast parts shipping, online maintenance tips and tricks, and a single-point warranty claims policy. *That's* peace of mind.

5 KEYSTONE NATION.

When you choose Keystone, you become a part of one of the largest camping families in the country. We're Keystone Nation. A friendly community where people share photos, travel tips and amazing stories — all in the spirit of camaraderie and adventure. Come join us.