


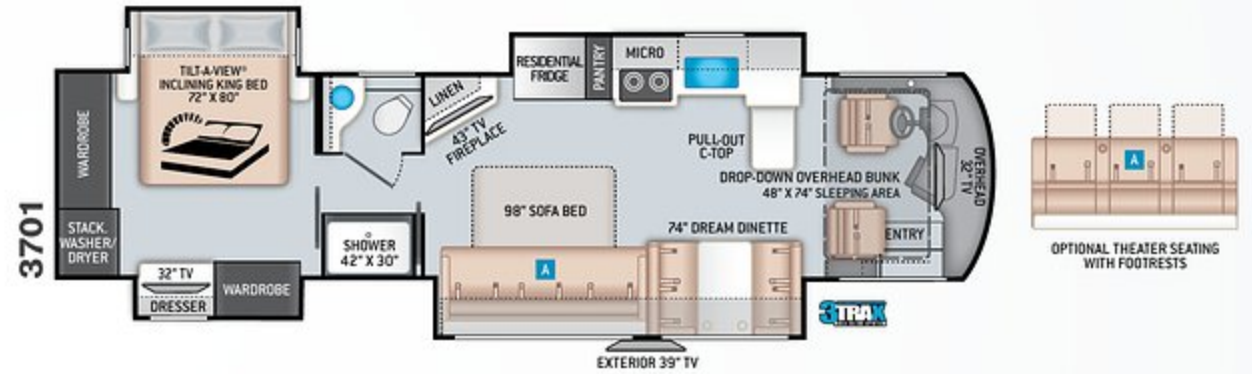
# ARIA®




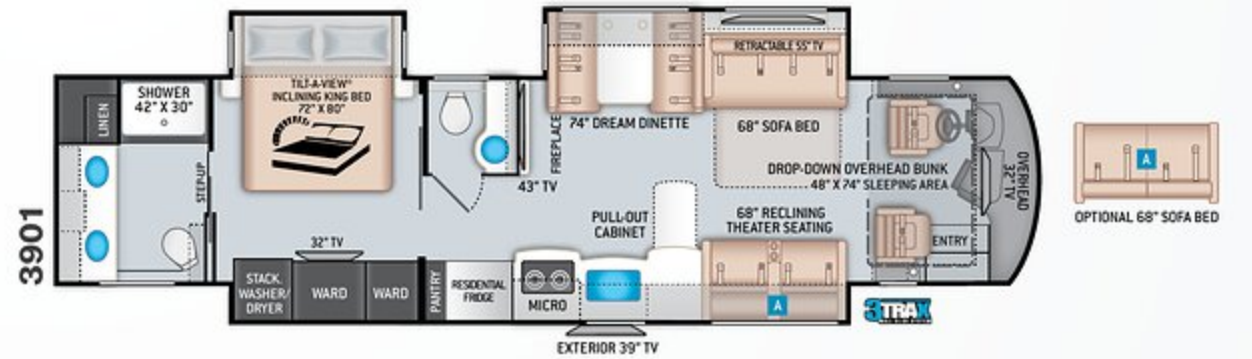
FIRE ISLAND



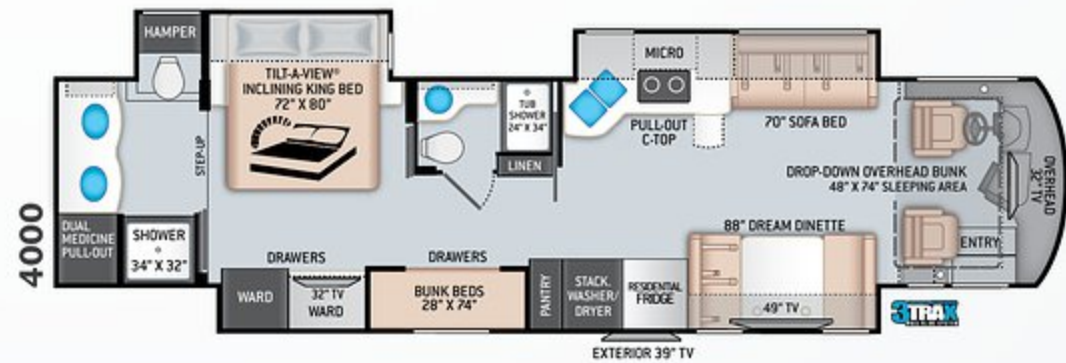
MATRIX



STAR GATE



TIDAL WAVE





# Featured Highlights

## CONSTRUCTION & EXTERIOR

- Freightliner® XC-R Raised Rail Chassis with Atlas Foundation™
- Cummins® ISB-XT 6.7L Engine with 360HP & 800 lb.-ft. Torque
- 6-Speed Allison MH-3000 Automatic Transmission
- Air-Ride™ Suspension
- I-Beam Front Axle with 55° Wheel Cut
- Exhaust Brake
- Sachs® Shock Absorbers
- 100-gallon Fuel Tank with Dual Fills
- One-Piece Fiberglass Front & Rear Caps
- Invisible Front Paint Protection
- One-Piece Windshield
- Full-Body Paint Packages with Gel-Coat Sidewalls
- Automatic Leveling Jacks with Touchpad Controls
- Side-Hinged Locking Compartment Doors
- Basement Pass-Through Storage
- Easy Slide Storage Tray
- Power Entry Door & Patio Lateral Arm Awnings with Integrated LED Lighting
- Slideout Room Topper Awnings
- Patio Light (Both Sides)
- Roof Ladder
- Frameless Dual Pane Windows
- 10,000-lb. Trailer Hitch with 7-pin Round Connector

## AUTOMOTIVE & COCKPIT

- 10.1 Touchscreen Dash Radio with Bluetooth®, Navigation & SiriusXM® Radio

- Chrome Heated/Power Mirrors with Integrated Side View Cameras
- Leatherette Reclining/Swivel Power Adjustable Captain's Chairs with Lumbar Support (Passenger Seat has Electric Footrest)
- Driver & Passenger Overhead Storage Cabinetry
- Cruise Control
- Emergency Engine Start Switch
- Map Lights
- Dash Fans
- Air Horns
- Fog Lights
- Power Solar & Privacy Shades on Windshield
- Manual Solar & Privacy Shades on Side Windows
- Electric Step Cover
- 275/80R 22.5" Radial Tires with Aluminum Wheels
- Power Drop-Down Hide-Away Overhead Bunk with Cotton Cloud™ Mattress

## INTERIOR

- Porcelain Tile Throughout
- Ceiling Ducted Whisper Air™ Central Cooling System
- LED Lighting
- High-Gloss Glazed Cabinetry with Solid Wood Raised Panel Cabinet Doors & Nickel Finish Hardware
- Window Privacy Roller Shades
- Leatherette Sofa Bed (3701 & 4000)
- Leatherette Jackknife Sofa (3901)
- Leatherette Reclining Theater Seating with Footrests (3401 & 3901)

- Leatherette Dream Dinette® Booth
  - Electric Fireplace with Remote Control (3701 & 3901)
- ## INTERIOR OPTIONS
- Leatherette Sofa Bed (3401 & 3901)
  - Leatherette Triple Reclining Theater Seating with Footrests (3701)
  - Studio Collection Interior Decor Package - Includes: Satin Cabinetry with Solid Wood Flat Panel Doors and Porcelain Plank Flooring

## KITCHEN

- Stainless Steel Residential Refrigerator with Ice Maker
- Electric Induction Cooktop
- Designer Tile Backsplash
- Stainless Steel Over-the-Range Convection Microwave Oven
- Solid Surface Countertops
- Pop-Up Outlets in Kitchen Countertop
- Large Double Bowl Stainless Steel Sink with Single Handle Faucet & Pull-Down Sprayer
- 12-volt Attic Fan with Cover

## BEDROOM & BATHROOM

- King Size Bed with Tilt-A-View® Inclining Bed Mechanism
- Bedspread with Throw Pillows
- USB Charging Ports in Nightstands
- Foot Flush Porcelain Toilet
- Macerator Toilet (3901 & 4000)
- Oversized Full Height Shower with Glass Door
- Skylight in Shower

- Second Full Height Shower and Tub with Glass Door (4000)
- 12-volt Attic Fan with Cover in Bathroom

## ENTERTAINMENT

- 55" TV in Living Area (3901)
- 49" TV in Living Area (3401 & 4000)
- 43" TV in Living Area (3701 & 3901)
- 32" TV in Cockpit Overhead (3401, 3701, & 4000)
- JBL® Sound Bar with Bluetooth®
- Sony® Blu-Ray Player in Living Area & Bedroom
- 32" TV in Bedroom
- Tablet Holder and USB Charge Ports in Bunk Beds (4000)
- Exterior 39" TV on Manual Swivel and Sound Bar with Bluetooth®
- Cable TV & HDMI Video Ready
- Winegard® Connect™ 2.0 WiFi / 4G / TV Antenna

## ELECTRICAL & PLUMBING

- Onan® RV QD 8000 Diesel Generator
- Automatic Generator Start
- 50-amp Shoreline Power Cord
- 2000-watt Pure Sine Inverter /100-amp Converter
- Dual 15,000 BTU Ducted Air Conditioners with Heat Pumps
- Energy Management System
- Rapid Camp+® Multiplex Wiring Control System with 7" Screen, & App-Enabled
- SurgeGuard® Electrical Protection

- 100-watt Solar Charging System with Power Controller
- Four (4) Auxiliary House Batteries
- Battery Disconnect Switch
- Exterior GFCI Recept
- Exterior LP Connection
- Tankless Water Heater
- Water Heater Bypass System
- Enclosed & Heated Holding Tanks
- E-Z Flow Water Panel with Whole-House Water Filtration
- Black Tank Flush System
- 360° Siphon® RV Holding Tank Vent Cap
- Outside Shower
- Stackable Washer & Dryer

For a complete listing of available features, visit [thormotorcoach.com/aria](http://thormotorcoach.com/aria).



|                                     | 3401              | 3701              | 3901              | 4000              |
|-------------------------------------|-------------------|-------------------|-------------------|-------------------|
| Chassis                             | Freightliner XC-R | Freightliner XC-R | Freightliner XC-R | Freightliner XC-R |
| Gross Vehicle (GVWR)                | 32,400            | 35,320            | 35,320            | 35,320            |
| Gross Combined (GCWR)               | 42,400            | 45,320            | 45,320            | 45,320            |
| Wheel Base                          | 208"              | 252"              | 272"              | 284"              |
| Exterior Length (w/o ladder)        | 34'-7"            | 38'-3"            | 39'-11"           | 40'-11"           |
| Exterior Height (w/AC)              | 12'-6"            | 12'-6"            | 12'-6"            | 12'-6"            |
| Exterior Width (w/o mirrors)        | 96"               | 96"               | 96"               | 96"               |
| Interior Height (living area)       | 84"               | 84"               | 84"               | 84"               |
| Awning Size                         | 20'               | 13'-6"            | 20'               | 20'               |
| Fuel (gal)                          | 100               | 100               | 100               | 100               |
| LPG (lbs)                           | 105               | 105               | 105               | 105               |
| Fresh/Waste/Gray Water (gal)        | 91 / 51 / 51      | 91 / 51 / 70      | 91 / 51 / 51      | 91 / 51 / 70      |
| Water Heater (gal)                  | Tankless          | Tankless          | Tankless          | Tankless          |
| Furnace (BTUs)                      | 35,000            | 35,000            | 35,000            | (2) 20,000        |
| Exterior Storage Capacity (cu. ft.) | 125               | 170               | 215               | 240               |
| Hitch Weight Rating (lbs)           | 10,000            | 10,000            | 10,000            | 10,000            |



STANDARD COLLECTION



STUDIO COLLECTION



Made to fit.

P.O. Box 1486, Elkhart, IN 46515 Sales Department: 800.860.5658

[thormotorcoach.com/aria](http://thormotorcoach.com/aria)



**IMPORTANT—PLEASE READ:** This brochure reflects product design, fabrication, material, components and specifications at the date of printing, which date is disclosed below. Please visit us online at [ThorMotorCoach.com](http://ThorMotorCoach.com) or consult with your selling dealership for the latest in standards, options, specification and technical information. Photographs in the brochure may depict optional equipment or may only be available in certain floor plans. Components, appliances and the chassis may have been manufactured in a calendar year before the vehicle's designated model year. All capacities are approximate. The actual length of the vehicle may differ from that indicated in the brochure due to variances in the manufacturing processes and/or installed components. All dry weights are based on standard model features and do not include optional features or equipment. Component part and appliance manufacturers issue limited warranties covering portions of the vehicle not covered under the limited warranty we issue. Copyright Thor Motor Coach, Inc. © OH 11/12/2020