

TUSCANY



CHALET




KINGSTON



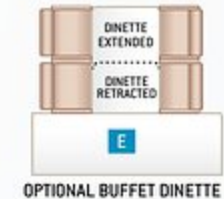
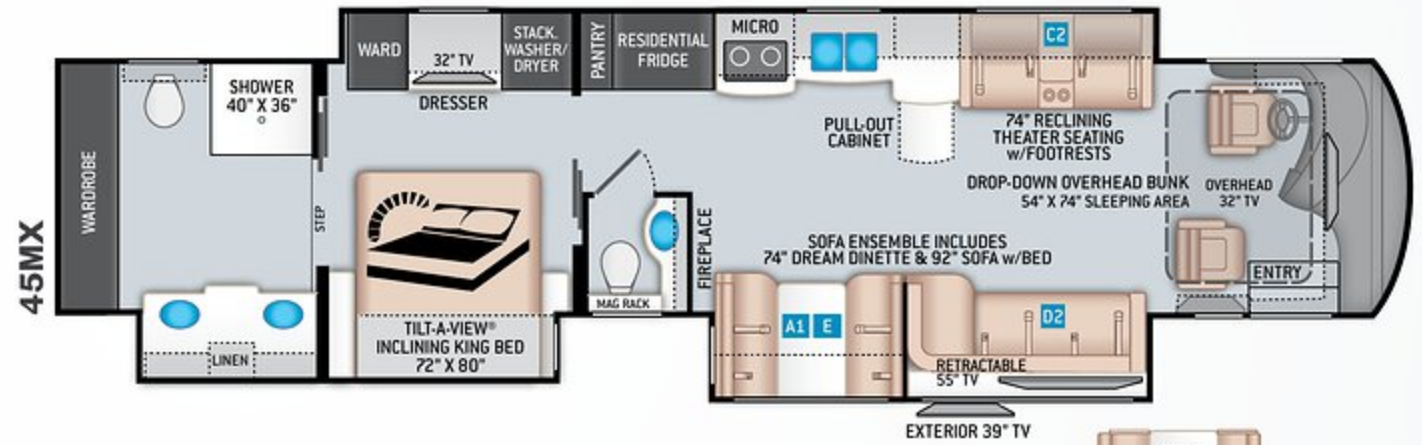
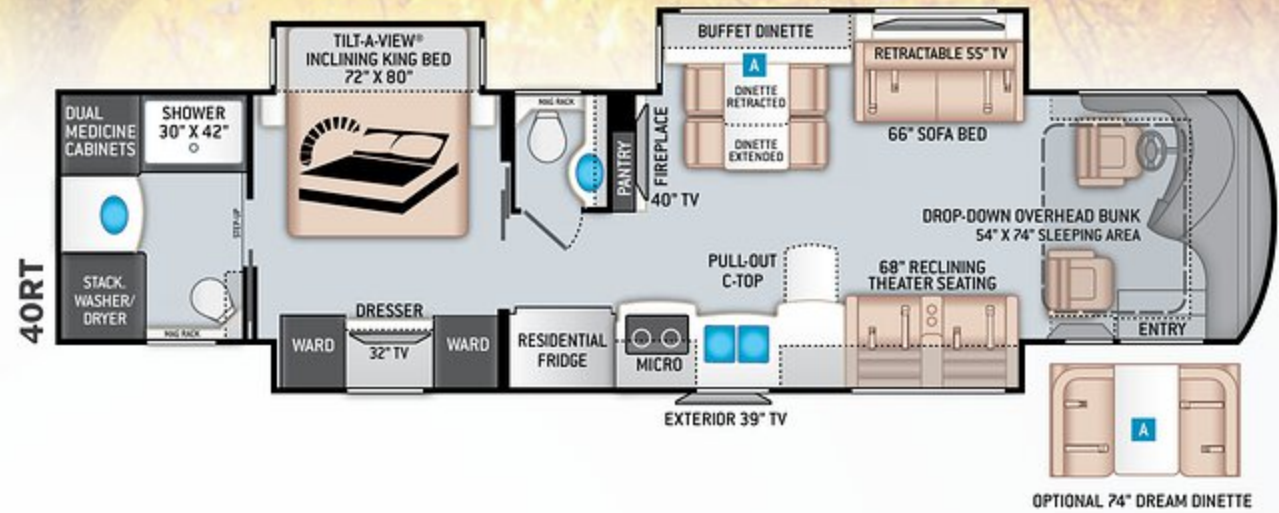
OCEAN DRIVE



SHADOW MOUNTAIN



WATERFRONT



STANDARD COLLECTION



OPTIONAL STUDIO COLLECTION



Featured Highlights

CONSTRUCTION & EXTERIOR

- Freightliner® XC-R Raised Rail Chassis with Atlas Foundation™
- Side Radiator Cooling Package
- Cummins® ISL 8.9L Engine with 450HP & 1,250 lb.-ft. Torque
- In-Block 1,000-watt Engine Heater
- 6-Speed Allison MH-3000 Automatic Transmission
- ZF® Independent Front Suspension
- Full Air Front Disc & Rear Drum Anti-Lock Brakes
- Exhaust Brake (40RT)
- Three-Stage Jacobs® Brake (45MX)
- Air-Ride™ Suspension
- Sachs® Shock Absorbers
- 150-gallon Fuel Tank with Dual Fills
- Driver Side DEF Tank Fill (40RT)
- Dual DEF Tank Fill (45MX)
- One-Piece Fiberglass Front & Rear Caps
- One-Piece Tinted Windshield
- Molded Fiberglass Roof
- Full-Body Paint Package with Gel-Coat Sidewalls with Invisible Front Mask Paint Protection
- Full Width Stainless Steel Stone Guard with Tuscany® Emblem
- Automatic Leveling Jacks with Touchpad Controls
- Lighted Storage Compartments
- Basement Pass-Through Storage with Easy Slide Storage Tray
- Vacu-Bond Laminated Roof, Walls & Floors with Block Foam Insulation
- Dual Roof Mounted Power Patio Awnings with Integrated LED Lighting
- Power Entry Door Awning with Integrated LED Lighting & Dead Bolt Lock
- Slideout Room Topper Awnings with Aluminum Covers
- Frameless Dual Pane Windows

- Patio Light on Road Side & Curbside
- 10,000-lb. Trailer Hitch with 7-pin Round Connector (40RT)
- 15,000-lb. Trailer Hitch with 7-pin Round Connector (45MX)

AUTOMOTIVE & COCKPIT

- 15" Touchscreen AM/FM Dash Radio with Bluetooth®, Garmin® RV GPS Navigation, Back-Up Monitor and SiriusXM® Radio
- Chrome Heated/Power Mirrors with Integrated Side Cameras
- Push Button Start
- Reclining/Swivel Power Adjustable Captain's Chairs with Lumbar Support (Passenger Seat has Electric Footrest)
- Driver & Passenger Overhead Storage Cabinetry
- VIP Tilt/Telescoping Smart Wheel
- Adjustable Brake & Accelerator Pedals
- Cruise Control
- Dash Fans
- Emergency Engine Start Switch
- Air Horns
- Fog Lights
- Power Solar & Privacy Shades on Windshield
- Manual Solar & Privacy Shades on Side Windows
- Drink Holders
- Map Light
- Keyless Entry System & Compartment Door Locks
- Solid Surface Entry Steps & Electric Step Cover
- 315/80R 22.5" (Front) & 295/80R 22.5" (Rear) Michelin Radial Tires with Aluminum Wheels (45MX)
- 295/80R 22.5" Michelin® Radial Tires with Aluminum Wheels
- Power Drop-Down Hide-Away Overhead Bunk with Cotton Cloud™ Mattress

INTERIOR

- Polished Porcelain Tile Flooring
- GoldHeat® Electronic Heated Flooring
- Ceiling Ducted Whisper Air™ Central Cooling System
- LED Lighting & Living Room Pin-Up Lights
- Decorative Ceiling Treatment with Mood Lighting
- High-Gloss Glazed Cabinetry with Raised Panel Cabinet Doors & Nickel Finish Hardware
- Window Solar & Privacy Shades
- Electric Fireplace with Remote Control
- Primera™ by Ultrafabrics® Furniture
- Driver Side Jackknife Sofa (40RT)
- Reclining Theater Seating with Footrests
- Ensemble Sofa with Bed & Dream Dinette® Booth (45MX)
- Buffet Dinette with Four (4) Chairs – Includes Two (2) Folding (40RT)

INTERIOR OPTIONS

- Driver Side Jack-Knife Sofa (45MX)
- Passenger Side Jack-Knife Sofa (45MX)
- Passenger Side Sofa Bed (40RT)
- Dream Dinette® Booth with Four (4) Seat Belts
- Buffet Dinette with Four (4) Chairs – Includes Two (2) Folding (45MX)
- Studio Collection Interior Decor Package - Includes: Cabinetry with Nova Slab Style Doors & Matte Finish

KITCHEN

- Stainless Steel Residential French Door Refrigerator with In-Door Ice & Water Dispenser
- Recessed Electric Induction Cooktop with Removable Countertop Covers
- Stainless Steel Over-the-Range Convection Microwave Oven
- Residential Dishwasher Drawer-Style

- Solid Surface Countertops & Sink Covers
- Pop-up Outlets in the Kitchen Countertops
- Large Single Bowl Stainless Steel Farmhouse Sink & Single Handle Faucet with Pull-Down Sprayer
- Designer Tile Backsplash
- 12-volt Attic Fan with Cover
- Hardwood Pull-Out Storage Compartment

BEDROOM & BATHROOM

- King Size Bed with Tilt-A-View® Inclining Bed Mechanism
- Bedspread with Throw Pillows
- Ceiling Fan in Bedroom
- USB Charging Ports in Nightstands
- Porcelain Toilet
- Macerator Toilet
- Residential Tile Shower with Glass Door
- Skylight in Shower
- Oxygenics® Shower Head
- Decorative Tile Backsplash in Bathroom
- 12-volt Attic Fan with Cover in Bathroom

ENTERTAINMENT

- Retractable 55" LED Smart HDTV in Living Area
- 40" TV in Living Area (40RT)
- 32" TV in Cockpit Overhead (45MX)
- Sound Bar with Bluetooth®
- Blu-Ray DVD Player in Living Area & Bedroom
- 32" TV in Bedroom (40RT & 45MX)
- Exterior 39" TV on Swivel Bracket with Bluetooth® Sound Bar
- Winegard® Trav'ler HD Satellite Dish (HD Capable with DirecTV in U.S. / Shaw Direct in Canada)
- Winegard® Connect™ 2.0 WiFi / 4G / TV Antenna
- Cable TV & HDMI Video Distribution Ready

ELECTRICAL & PLUMBING

- Cummins Onan® RV QD 10,000 Diesel Generator on Power Slideout
- Automatic Generator Start
- 50-amp Shoreline Power Cord & 12-volt Retractable Cord Reel
- 2800-watt PURE SINE Inverter/100-amp Converter
- Triple 15,000 BTU Ducted Air Conditioners with Three (3) Heat Pumps
- Condensation Drainage System
- Energy Management System
- Rapid Camp+® Multiplex Wiring Control System with 7" Screen & App-Enabled
- SurgeGuard® Electrical Protection
- 200-watt Solar Charging System with Solar Controller
- Six (6) Auxiliary House Batteries
- Battery Disconnect Switch
- Exterior GFCI Recept
- Enclosed & Heated Holding Tanks
- E-Z Flow Water Panel with Whole-House Water Filtration
- 12-volt Retractable Fresh Water Hose Reel
- 360° Siphon RV Holding Tank Vent Cap
- Black Tank Flush System
- Outside Shower
- Stackable Washer & Dryer
- Central Vacuum System with Toe-Kick Dustpan
- Aqua-Hot® 400D Hydronic Furnace & Water Heating System

For a complete listing of available features, visit thormotorcoach.com/tuscany.

	40RT	45MX
Chassis	Freightliner XRC	Freightliner XRC
Gross Vehicle (GVWR)	38,600	46,000
Gross Combined (GCWR)	48,600	61,000
Wheel Base	266"	287"
Exterior Length (w/o ladder)	41'-1"	44'-10"
Exterior Height (w/AC)	12'-9"	12'-10"
Exterior Width (w/o mirrors)	96"	96"
Interior Height (living area)	84"	84"
Awning Size	19' -8"	19'-8"
Fuel (gal)	150	150
Fresh/Waste/Gray Water (gal)	91 / 51 / 70	91 / 51 / 70
Water Heater (gal)	Tankless	Tankless
Furnace (BTUs)	65,000	65,000
Exterior Storage Capacity (cu. ft.)	215	260
Hitch Weight Rating (lbs)	10,000	15,000



Made to fit.

P.O. Box 1486, Elkhart, IN 46515 Sales Department: 800.860.5658

thormotorcoach.com/tuscany



IMPORTANT—PLEASE READ: This brochure reflects product design, fabrication, material, components and specifications at the date of printing, which date is disclosed below. Please visit us online at ThorMotorCoach.com or consult with your selling dealership for the latest in standards, options, specification and technical information. Photographs in the brochure may depict optional equipment or may only be available in certain floor plans. Components, appliances and the chassis may have been manufactured in a calendar year before the vehicle's designated model year. All capacities are approximate. The actual length of the vehicle may differ from that indicated in the brochure due to variances in the manufacturing processes and/or installed components. All dry weights are based on standard model features and do not include optional features or equipment. Component part and appliance manufacturers issue limited warranties covering portions of the vehicle not covered under the limited warranty we issue. Copyright Thor Motor Coach, Inc. © OH 11/12/2020