

# BASECAMP<sup>®</sup>



 **AIRSTREAM**



# BASECAMP®





# About **AIRSTREAM®**

Exacting craftsmanship. Uncompromising attention to detail. Limitless inspiration for adventure.

There is no denying that Airstream is the world's most iconic travel trailer for a reason. Durable, reliable, and built upon nearly 90 years of innovation, Airstream travel trailers helped write the American travel story. We've crisscrossed the globe, parked at the foot of the Pyramids, explored the National Parks, and camped for the weekend down the road.

Proudly built by hand in Jackson Center, Ohio, USA by hundreds of talented craftspeople, each Airstream travel trailer takes approximately 350 hours to build. Form and function are tightly woven into every thoughtfully-planned inch, and every design is carefully considered. The result is a travel trailer that will last a lifetime – or more.

While we manufacture every Airstream from the wheels up, we like to say that we don't actually build travel trailers. Instead, we build someone's retirement, their well-deserved vacation, or their retreat from a hectic day.

In other words: Airstream builds dreams come true.





# About **AIRSTREAM**<sup>®</sup>

Exacting craftsmanship. Uncompromising attention to detail. Limitless inspiration for adventure.

There is no denying that Airstream is the world's most iconic travel trailer for a reason. Durable, reliable, and built upon nearly 90 years of innovation, Airstream travel trailers helped write the American travel story. We've crisscrossed the globe, parked at the foot of the Pyramids, explored the National Parks, and camped for the weekend down the road.

Proudly built by hand in Jackson Center, Ohio, USA by hundreds of talented craftspeople, each Airstream travel trailer takes approximately 350 hours to build. Form and function are tightly woven into every thoughtfully-planned inch, and every design is carefully considered. The result is a travel trailer that will last a lifetime – or more.

While we manufacture every Airstream from the wheels up, we like to say that we don't actually build travel trailers. Instead, we build someone's retirement, their well-deserved vacation, or their retreat from a hectic day.

In other words: Airstream builds dreams come true.













# About Basecamp

Basecamp is an outdoor adventurer's dream. It's rugged enough to get you as far off the beaten path as you want to go and comfortable enough to keep you there for as long as you want to stay. Economically designed to meet all your getaway needs, Basecamp is equipped with high-end features, an on-board restroom, and living space that converts to a bed. So whether you're camping, hiking, biking, kayaking, or all of the above, Basecamp is ready to turn your next fun adventure into the best one yet.



## 1 Rear Hatch

From kayaks to bicycles to fishing gear and more, Basecamp's design provides plenty of room to load and unload large gear through the 26" x 46" rear hatch.

## 2 More Gear

Inside, you have 126" of available cargo depth from the hatch to the galley cabinets without any obstructions in your way.





# About Basecamp

Basecamp is an outdoor adventurer's dream. It's rugged enough to get you as far off the beaten path as you want to go and comfortable enough to keep you there for as long as you want to stay. Economically designed to meet all your getaway needs, Basecamp is equipped with high-end features, an on-board restroom, and living space that converts to a bed. So whether you're camping, hiking, biking, kayaking, or all of the above, Basecamp is ready to turn your next fun adventure into the best one yet.



## 1 Rear Hatch

From kayaks to bicycles to fishing gear and more, Basecamp's design provides plenty of room to load and unload large gear through the 26" x 46" rear hatch.

## 2 More Gear

Inside, you have 126" of available cargo depth from the hatch to the galley cabinets without any obstructions in your way.





### 3 Pop-up Charging

Two pop-up charging stations in the kitchen have USB ports and 110V outlets so you can charge all your devices.

### 4 Kitchen Sink

A tempered glass cover folds down over the sink for more working space and keeps things clean and tidy while not in use.

### 5 Two-burner Gas Stove

Whip up a hearty meal to refuel after the day's activities. Like the sink, a tempered glass cover closes for more work space.

### 6 Microwave & Fridge

There's a fully electric refrigerator and optional microwave, as well as storage spaces for dishes, groceries, and spices.

### 7 Bench Storage

The table legs have a dedicated space inside the bench, and there's still plenty of room for luggage, gear, and anything you need to stash away.

### 8 Door Screens

The main door features a sliding screen, while the rear hatch has a removable, roll-down screen to let you enjoy the fresh air without all the bugs.





### 3 Pop-up Charging

Two pop-up charging stations in the kitchen have USB ports and 110V outlets so you can charge all your devices.

### 4 Kitchen Sink

A tempered glass cover folds down over the sink for more working space and keeps things clean and tidy while not in use.

### 5 Two-burner Gas Stove

Whip up a hearty meal to refuel after the day's activities. Like the sink, a tempered glass cover closes for more work space.

### 6 Microwave & Fridge

There's a fully electric refrigerator and optional microwave, as well as storage spaces for dishes, groceries, and spices.

### 7 Bench Storage

The table legs have a dedicated space inside the bench, and there's still plenty of room for luggage, gear, and anything you need to stash away.

### 8 Door Screens

The main door features a sliding screen, while the rear hatch has a removable, roll-down screen to let you enjoy the fresh air without all the bugs.







# EXPLORE EXTREME LOCATIONS

Basecamp stays true to the roots of Airstream founder Wally Byam's Credo, which aims "To provide a more satisfying, meaningful way of travel that offers complete independence." With a base weight of just 2,585 pounds and maximum trailer capacity (GVWR) of 3,500 pounds, Basecamp is towable with

a variety of small and mid-sized SUVs and Crossovers. Equipped with every necessity and many luxuries in one organized, uncomplicated design package, the nimble Basecamp makes remote locations even more accessible. So go ahead: Set your GPS, load your gear and hit the road. It's just that easy with Basecamp.





# EXPLORE EXTREME LOCATIONS

Basecamp stays true to the roots of Airstream founder Wally Byam's Credo, which aims "To provide a more satisfying, meaningful way of travel that offers complete independence." With a base weight of just 2,585 pounds and maximum trailer capacity (GVWR) of 3,500 pounds, Basecamp is towable with

a variety of small and mid-sized SUVs and Crossovers. Equipped with every necessity and many luxuries in one organized, uncomplicated design package, the nimble Basecamp makes remote locations even more accessible. So go ahead: Set your GPS, load your gear and hit the road. It's just that easy with Basecamp.



1

**Full Wet Bath**

The bathroom houses the shower, sink and toilet all in the same waterproof area.

2

**Air Conditioning**

When you're setting up camp somewhere hot, the optional air conditioning with two-speed fan will keep you cool.

3

**Furnace & Hot Water**

When you're surrounded by snow, get efficient cabin heating and hot water without hesitation.

4

**12V Tank Heaters**

Tank heaters help keep the tanks from freezing in colder conditions when you're not running the furnace. Turn on the furnace and you can turn the tank heaters off. It's a great power-saving combo for off-the-grid camping.

5

**Marine Fabric**

Basecamp seating is covered in antibacterial, mildew-resistant, stain-resistant, and flame-retardant fabric for lasting durability.

6


**Attachable Tent**

An optional tent system attaches to curbside railing, expanding living and storage space using "air-tube" technology with an inflatable support structure.

7

**Room for Friends**

Two benches and a seat that spans the inside of the rear hatch door make room for five people to lounge, eat, and hang out – as perfect for camping with friends as it is for tailgating.





1

**Full Wet Bath**

The bathroom houses the shower, sink and toilet all in the same waterproof area.

2

**Air Conditioning**

When you're setting up camp somewhere hot, the optional air conditioning with two-speed fan will keep you cool.

3

**Furnace & Hot Water**

When you're surrounded by snow, get efficient cabin heating and hot water without hesitation.

4

**12V Tank Heaters**

Tank heaters help keep the tanks from freezing in colder conditions when you're not running the furnace. Turn on the furnace and you can turn the tank heaters off. It's a great power-saving combo for off-the-grid camping.

5

**Marine Fabric**

Basecamp seating is covered in antibacterial, mildew-resistant, stain-resistant, and flame-retardant fabric for lasting durability.

6


**Attachable Tent**

An optional tent system attaches to curbside railing, expanding living and storage space using "air-tube" technology with an inflatable support structure.

7

**Room for Friends**

Two benches and a seat that spans the inside of the rear hatch door make room for five people to lounge, eat, and hang out – as perfect for camping with friends as it is for tailgating.







# A WHOLE NEW SHAPE

## **Aerodynamic Body. Panoramic Views.**

Basecamp is made of the same riveted aluminum superstructure as our traditional travel trailers, yet it introduces a new shape to the family. Its aerodynamic body and roof profile slip through the air on the open road and help increase fuel efficiency. And the panoramic front windows let you take in the world around you – the whole reason you head out to explore in the first place.

## **With Purpose. Without Compromise.**

Basecamp is designed to be smaller, lighter, and have more ground clearance, and it's a breeze getting into tight spaces. There's more than enough room to take all your gear along with you. The show-stealer is the rear hatch, which lets you load your bike, kayak, paddleboard, and other large gear, easily. No matter where you're headed, Basecamp is ready.





# A WHOLE NEW SHAPE

## **Aerodynamic Body. Panoramic Views.**

Basecamp is made of the same riveted aluminum superstructure as our traditional travel trailers, yet it introduces a new shape to the family. Its aerodynamic body and roof profile slip through the air on the open road and help increase fuel efficiency. And the panoramic front windows let you take in the world around you – the whole reason you head out to explore in the first place.

## **With Purpose. Without Compromise.**

Basecamp is designed to be smaller, lighter, and have more ground clearance, and it's a breeze getting into tight spaces. There's more than enough room to take all your gear along with you. The show-stealer is the rear hatch, which lets you load your bike, kayak, paddleboard, and other large gear, easily. No matter where you're headed, Basecamp is ready.



1

**Easy to Tow**

Basecamp's compact, lightweight design opens up all sorts of possibilities. It's easily towable with a variety of mid-size SUVs.

2

**Tow In More Places**

The aggressive departure angle and large wheels help you tackle more roads with confidence.

3

**Damage Prevention**

Rock guards and wheel flares help prevent damage from gravel and debris.

4

**Haul the Gear**

Load the travel trailer up with all the gear, toys and supplies you need for an adventurous and relaxing trip.

5

**Panoramic Windows**

Front windows are protected by three rock guard pieces. Each is built to swing away from windows for easy cleaning.

6

**Large Wheels & Tires**

Help tackle rougher terrain and cold weather.

7

**Pre-wired for Solar**

Seamlessly add solar panels and monitor them inside the travel trailer.

8

**Heavy Duty Jacks**

Stabilizer jacks keep Basecamp level and secure while you move around inside.





1

**Easy to Tow**

Basecamp's compact, lightweight design opens up all sorts of possibilities. It's easily towable with a variety of mid-size SUVs.

2

**Tow In More Places**

The aggressive departure angle and large wheels help you tackle more roads with confidence.

3

**Damage Prevention**

Rock guards and wheel flares help prevent damage from gravel and debris.

4

**Haul the Gear**

Load the travel trailer up with all the gear, toys and supplies you need for an adventurous and relaxing trip.

5

**Panoramic Windows**

Front windows are protected by three rock guard pieces. Each is built to swing away from windows for easy cleaning.

6

**Large Wheels & Tires**

Help tackle rougher terrain and cold weather.

7

**Pre-wired for Solar**

Seamlessly add solar panels and monitor them inside the travel trailer.

8

**Heavy Duty Jacks**

Stabilizer jacks keep Basecamp level and secure while you move around inside.





# Easily Converts from Benches to Beds

When you're ready to get some rest, the benches become a bed for two that covers the whole back of the trailer. If you want some sleeping space but also need room to get ready, you can convert only one bench into a bed and leave the other as seating space.

You can keep the aisle open for gear or walking space, or set up two swiveling, easily-stowed tables for working or eating space. Then, when it's time to go to bed, the tables double as support for the cushions when you convert the space into a bed. The setup is flexible enough to let you choose the full or half-bed position, where one bench remains open for storage and seating.





# Easily Converts from Benches to Beds

When you're ready to get some rest, the benches become a bed for two that covers the whole back of the trailer. If you want some sleeping space but also need room to get ready, you can convert only one bench into a bed and leave the other as seating space.

You can keep the aisle open for gear or walking space, or set up two swiveling, easily-stowed tables for working or eating space. Then, when it's time to go to bed, the tables double as support for the cushions when you convert the space into a bed. The setup is flexible enough to let you choose the full or half-bed position, where one bench remains open for storage and seating.





# The Basecamp X-Package

You're an adventurer. With the Basecamp X-Package you can get even further off the beaten path – all while enjoying the comforts of home. The Basecamp X-Package adds features and accessories that increase departure angle and durability for more all-terrain use.

- Black shadow wheel design
- Goodyear® All-Terrain Tires
- Lift kit that provides three extra inches of clearance
- Solar front window protection
- Stainless steel rock guards

## FULLY ENCLOSED PATIO TENTS

Keep the bugs out and the gear close.



Basecamp 16 Tent



Basecamp 20 Tent



# The Basecamp X-Package



You're an adventurer. With the Basecamp X-Package you can get even further off the beaten path – all while enjoying the comforts of home. The Basecamp X-Package adds features and accessories that increase departure angle and durability for more all-terrain use.

- Black shadow wheel design
- Goodyear® All-Terrain Tires
- Lift kit that provides three extra inches of clearance
- Solar front window protection
- Stainless steel rock guards



## FULLY ENCLOSED PATIO TENTS

Keep the bugs out and the gear close.



*Basecamp 16 Tent*



*Basecamp 20 Tent*






# BASECAMP

## Glacier Lake Décor



Basecamp 16



Basecamp 20








# BASECAMP

## Glacier Lake Décor



Basecamp 16



Basecamp 20







**Seating**



**Main  
Laminate**




**Accent  
Laminate**



**Cargo  
Bars**



**Flooring**








**Seating**



**Main  
Laminate**



**Accent  
Laminate**



**Cargo  
Bars**



**Flooring**







# BASECAMP

## Red Rock Décor



Basecamp 16



Basecamp 20







# BASECAMP

## Red Rock Décor



Basecamp 16



Basecamp 20







**Seating**



**Main  
Laminate**




**Accent  
Laminate**



**Cargo  
Bars**



**Flooring**







**Seating**



**Main  
Laminate**



**Accent  
Laminate**



**Cargo  
Bars**



**Flooring**








# BASECAMP

## Forest Ridge Décor



Basecamp 16



Basecamp 20








# BASECAMP

## Forest Ridge Décor



Basecamp 16



Basecamp 20







Basecamp 16

Seating



Main  
Laminate




Accent  
Laminate



Cargo  
Bars



Flooring







**Seating**



**Main  
Laminate**



**Accent  
Laminate**



**Cargo  
Bars**



**Flooring**





## Basecamp Specifications

Specifications	Basecamp 16	Basecamp 16X	Basecamp 20	Basecamp 20X
Exterior Length	16 ft. 2 in.	16 ft. 2 in.	20 ft. 2 in.	20 ft. 2 in.
Exterior Width	7 ft.	7 ft.	7 ft. 9.5 in.	7 ft. 9.5 in.
Interior Width	6 ft. 4.5 in.	6 ft. 4.5 in.	7 ft. 2.5 in.	7 ft. 2.5 in.
Exterior Height with A/C	8 ft. 8.75 in.	9 ft. 0 in.	9 ft. 1.5 in.	9 ft. 5 in.
Exterior Height without A/C	8 ft. 7.5 in.	8 ft. 10.75 in.	8 ft. 10 in.	9 ft. 1 in.
Interior Height with A/C (Entry Area)	6 ft. 3.5 in.	6 ft. 3.5 in.	6 ft. 7 in.	6 ft. 7 in.
Hitch Weight (with LP & Batteries)	410	450	500	535
Unit Base Weight (with LP & Batteries)	2,650	2,700	3,400	3,500
Maximum Trailer Capacity (GVWR) (lbs.)	3,500	3,500	4,300	4,300
Net Carrying Capacity (lbs.)	850	800	900	800
Fresh Water Tank (gal.)	21	21	23	23
Gray Water Tank (gal.)	—	—	28	28
Black Water Tank (gal.)	24 (Combo)	24 (Combo)	21	21
30 AMP Service Single A/C with Heat Strip	OPT (9,200 BTU)	OPT (9,200 BTU)	OPT (13,500 BTU)	OPT (13,500 BTU)
Ducted Furnace (BTU)	14,300	14,300	16,000	16,000
Refrigerator (12V Electric)	3.1 cu. ft.	3.1 cu. ft.	4.3 cu. ft.	4.3 cu. ft.
Microwave	OPT	OPT	OPT	OPT
Interior Windows and Skylights	8	8	8	8
Convertible Seating and Bed Dimensions	Seating (24 in. x 76 in.) Half Bed (38 in. x 76 in.) Complete Bed (76 in. x 76 in.)	Seating (24 in. x 76 in.) Half Bed (38 in. x 76 in.) Complete Bed (76 in. x 76 in.)	Seating (26 in. x 78 in.) Half Bed (41 in. x 78 in.) Complete Bed (82 in. x 78 in.)	Seating (26 in. x 78 in.) Half Bed (41 in. x 78 in.) Complete Bed (82 in. x 78 in.)
Convertible Dinette, Lounge and Bed	—	—	43" x 78"	43" x 78"
Sleeping Capacity (excludes optional tent sleeping capacity)	Up to 2	Up to 2	Up to 4	Up to 4



## Basecamp Specifications

Specifications	Basecamp 16	Basecamp 16X	Basecamp 20	Basecamp 20X
Exterior Length	16 ft. 2 in.	16 ft. 2 in.	20 ft. 2 in.	20 ft. 2 in.
Exterior Width	7 ft.	7 ft.	7 ft. 9.5 in.	7 ft. 9.5 in.
Interior Width	6 ft. 4.5 in.	6 ft. 4.5 in.	7 ft. 2.5 in.	7 ft. 2.5 in.
Exterior Height with A/C	8 ft. 8.75 in.	9 ft. 0 in.	9 ft. 1.5 in.	9 ft. 5 in.
Exterior Height without A/C	8 ft. 7.5 in.	8 ft. 10.75 in.	8 ft. 10 in.	9 ft. 1 in.
Interior Height with A/C (Entry Area)	6 ft. 3.5 in.	6 ft. 3.5 in.	6 ft. 7 in.	6 ft. 7 in.
Hitch Weight (with LP & Batteries)	410	450	500	535
Unit Base Weight (with LP & Batteries)	2,650	2,700	3,400	3,500
Maximum Trailer Capacity (GVWR) (lbs.)	3,500	3,500	4,300	4,300
Net Carrying Capacity (lbs.)	850	800	900	800
Fresh Water Tank (gal.)	21	21	23	23
Gray Water Tank (gal.)	—	—	28	28
Black Water Tank (gal.)	24 (Combo)	24 (Combo)	21	21
30 AMP Service Single A/C with Heat Strip	OPT (9,200 BTU)	OPT (9,200 BTU)	OPT (13,500 BTU)	OPT (13,500 BTU)
Ducted Furnace (BTU)	14,300	14,300	16,000	16,000
Refrigerator (12V Electric)	3.1 cu. ft.	3.1 cu. ft.	4.3 cu. ft.	4.3 cu. ft.
Microwave	OPT	OPT	OPT	OPT
Interior Windows and Skylights	8	8	8	8
Convertible Seating and Bed Dimensions	Seating (24 in. x 76 in.) Half Bed (38 in. x 76 in.) Complete Bed (76 in. x 76 in.)	Seating (24 in. x 76 in.) Half Bed (38 in. x 76 in.) Complete Bed (76 in. x 76 in.)	Seating (26 in. x 78 in.) Half Bed (41 in. x 78 in.) Complete Bed (82 in. x 78 in.)	Seating (26 in. x 78 in.) Half Bed (41 in. x 78 in.) Complete Bed (82 in. x 78 in.)
Convertible Dinette, Lounge and Bed	—	—	43" x 78"	43" x 78"
Sleeping Capacity (excludes optional tent sleeping capacity)	Up to 2	Up to 2	Up to 4	Up to 4



## Basecamp Features

### Basecamp Exterior Features

Semi-Monocoque Aluminum Superstructure	STD
Fluorocarbon Treated UV Protected Aluminum Exterior	STD
Thermal Barrier Protection Between Interior and Exterior	STD
5/8" WBP Tongue and Groove Wood Floor with Anti Wicking	STD
Hand Crafted Welded Extruded Aluminum Window Frames	STD
Tempered Tinted Windows w/ Rear Venting Windows	STD
LP (2 – 20 lb. Steel Tanks) w/ auto 2-stage regulator	STD
Custom Molded Plastic LP Cover w/ Storage Tray	STD
Multi-Stage Converter	STD
Exterior LP Gas Low Pressure Grill Connection	STD
3M® Film Front Stone Guard Protection (replaced with 'X Package')	STD
Exterior Shower w/ Hot & Cold Water	STD
Lockable Fresh Water Tank Inlet	STD
City Water Inlet w/ Water Pressure Regulator	STD
Black Tank Flush System**	STD
Hand Painted Chassis	STD
Torsion Axle Suspension	STD
Manual Hitch Jack	STD
2 Heavy Duty Stabilizer Jacks	STD
Goodyear® ST225/75R15 Tires, Balanced (replaced with 'X Package')*	STD
Goodyear® ST235/80R16 Tires, Balanced (replaced with 'X Package')**	STD
Stylized Aluminum Wheels	STD
Nev-R-Adjust® Brakes	STD
Spare Tire	STD
Solar Pre-wire (3 Rooftop & 1 Front Access Points)	STD
180w Solar Package with 2 AGM Batteries	OPT
Dedicated Sewer Hose Storage	STD
Custom Aluminum Handcrafted Entry Door with Window	STD
Aluminum Entry Door Handle	STD
Unique Front Door Key w/ Heavy Duty Deadbolt	STD
Steel Entry Step	STD
LED Entrance Light	STD

LED Tank Service Light	STD
Cast Aluminum LED Tail Lights	STD
License Plate Bracket with LED Light	STD
Enclosed Aluminum Insulated Heated Underbelly	STD
12v Tank Heaters (In Addition to Insulated Heated Underbelly)	STD

### Basecamp X Package OPT

3" Lift kit for added ground clearance	STD
Goodyear 235/75R15 Off-Road Wrangler Tires, Balanced*	STD
Goodyear 235/85R16 Off-Road Durotec Tires, Balanced**	STD
Steel Double Step**	STD
Stylized Aluminum Wheels	STD
Solar Front Window Protection	STD
Stainless Steel Front Stone Guard Protection	STD

### Basecamp Interior Features

Complete Aluminum Interior Walls and Ceiling	STD
Fantastic® Fan	STD
Probeless Tank Monitoring System	STD
Insulation	STD
Sliding Screen Front Door and Removable Rear Screen	STD
Panoramic Front Windows with Blackout Shades	STD
Handcrafted Italian Lite-Ply® Laminated Interior Cabinetry	STD
Seamless Vinyl Flooring	STD
LED Interior Lighting	STD
Overhead Storage	STD
Electric/LP Water Heater – Truma Combi™ Eco Plus*	STD
Tankless On Demand LP Water Heater**	STD
Coat & Key Hooks	STD
Tie Down Hooks	STD
Airstream Connected Pre-wire	STD



## Basecamp Features

### Basecamp Exterior Features

Semi-Monocoque Aluminum Superstructure	STD
Fluorocarbon Treated UV Protected Aluminum Exterior	STD
Thermal Barrier Protection Between Interior and Exterior	STD
5/8" WBP Tongue and Groove Wood Floor with Anti Wicking	STD
Hand Crafted Welded Extruded Aluminum Window Frames	STD
Tempered Tinted Windows w/ Rear Venting Windows	STD
LP (2 – 20 lb. Steel Tanks) w/ auto 2-stage regulator	STD
Custom Molded Plastic LP Cover w/ Storage Tray	STD
Multi-Stage Converter	STD
Exterior LP Gas Low Pressure Grill Connection	STD
3M® Film Front Stone Guard Protection (replaced with 'X Package')	STD
Exterior Shower w/ Hot & Cold Water	STD
Lockable Fresh Water Tank Inlet	STD
City Water Inlet w/ Water Pressure Regulator	STD
Black Tank Flush System**	STD
Hand Painted Chassis	STD
Torsion Axle Suspension	STD
Manual Hitch Jack	STD
2 Heavy Duty Stabilizer Jacks	STD
Goodyear® ST225/75R15 Tires, Balanced (replaced with 'X Package')*	STD
Goodyear® ST235/80R16 Tires, Balanced (replaced with 'X Package')**	STD
Stylized Aluminum Wheels	STD
Nev-R-Adjust® Brakes	STD
Spare Tire	STD
Solar Pre-wire (3 Rooftop & 1 Front Access Points)	STD
180w Solar Package with 2 AGM Batteries	OPT
Dedicated Sewer Hose Storage	STD
Custom Aluminum Handcrafted Entry Door with Window	STD
Aluminum Entry Door Handle	STD
Unique Front Door Key w/ Heavy Duty Deadbolt	STD
Steel Entry Step	STD
LED Entrance Light	STD

LED Tank Service Light	STD
Cast Aluminum LED Tail Lights	STD
License Plate Bracket with LED Light	STD
Enclosed Aluminum Insulated Heated Underbelly	STD
12v Tank Heaters (In Addition to Insulated Heated Underbelly)	STD

### Basecamp X Package

### OPT

3" Lift kit for added ground clearance	STD
Goodyear 235/75R15 Off-Road Wrangler Tires, Balanced*	STD
Goodyear 235/85R16 Off-Road Durotec Tires, Balanced**	STD
Steel Double Step**	STD
Stylized Aluminum Wheels	STD
Solar Front Window Protection	STD
Stainless Steel Front Stone Guard Protection	STD

### Basecamp Interior Features

Complete Aluminum Interior Walls and Ceiling	STD
Fantastic® Fan	STD
Probeless Tank Monitoring System	STD
Insulation	STD
Sliding Screen Front Door and Removable Rear Screen	STD
Panoramic Front Windows with Blackout Shades	STD
Handcrafted Italian Lite-Ply® Laminated Interior Cabinetry	STD
Seamless Vinyl Flooring	STD
LED Interior Lighting	STD
Overhead Storage	STD
Electric/LP Water Heater – Truma Combi™ Eco Plus*	STD
Tankless On Demand LP Water Heater**	STD
Coat & Key Hooks	STD
Tie Down Hooks	STD
Airstream Connected Pre-wire	STD



### Basecamp Galley, Dinette & Lounge Features

2 Burner Cooktop (LP Gas)	STD
Laminate Galley Top	STD
Stainless Steel Sink w/ Integrated Cover	STD
2 Movable Laminate Table Tops with Aluminum Pedestals	STD
2 Additional Short Aluminum Pedestals for Bed Conversion	STD
Dedicated Table Storage	STD
Spradling Stain Resistant Indoor/Outdoor Cushions	STD
Convertible Lounge, Storage and Sleeping Accommodations	STD
Flatware Organizer	STD
Blackout Curtain(s)	STD
Pop Up 110v USB and Standard Outlets	STD

### Basecamp Bedroom Features

Cargo LED Light	STD
Under Bed Storage	STD
Blackout Curtain(s)	STD
12v USB Ports	STD
Lockable Storage with USB	STD
Convertible Lounge, Storage & Sleep Accommodations	STD

### Basecamp Bathroom Features

Removable Hand Held Shower Head w/ Shut Off	STD
Toilet	STD
Roof Vent/Fan	STD
Towel Bar/Hooks	STD
Basecamp Shower Caddy	STD
Retractable Clothes Line in Shower	STD

### Basecamp Additional Features & Options

Fully Enclosed Tent with Air Tube Technology - Parts Dept.	OPT
Airstream Power Plus Lithium Kit - Dealer Installed	OPT
LP Low Pressure Gas Grill Connection	STD
Airstream Logo Entrance Mat	STD
Fire Extinguisher	STD
LP, Smoke & Carbon Monoxide Detectors	STD
Built In Winterization Kit	STD
TRA Certification™ Green: Emerald Status (Highest Rating)	STD
3 Year Airstream Limited Warranty (Transferable)	STD
3 Year 24/7 Coach-Net® Roadside Assistance	STD
A/C Condensation Drain at Ground Level	STD

\* Only on Basecamp 16

\*\*Only on Basecamp 20



### Basecamp Galley, Dinette & Lounge Features

2 Burner Cooktop (LP Gas)	STD
Laminate Galley Top	STD
Stainless Steel Sink w/ Integrated Cover	STD
2 Movable Laminate Table Tops with Aluminum Pedestals	STD
2 Additional Short Aluminum Pedestals for Bed Conversion	STD
Dedicated Table Storage	STD
Spradling Stain Resistant Indoor/Outdoor Cushions	STD
Convertible Lounge, Storage and Sleeping Accommodations	STD
Flatware Organizer	STD
Blackout Curtain(s)	STD
Pop Up 110v USB and Standard Outlets	STD

### Basecamp Bedroom Features

Cargo LED Light	STD
Under Bed Storage	STD
Blackout Curtain(s)	STD
12v USB Ports	STD
Lockable Storage with USB	STD
Convertible Lounge, Storage & Sleep Accommodations	STD

### Basecamp Bathroom Features

Removable Hand Held Shower Head w/ Shut Off	STD
Toilet	STD
Roof Vent/Fan	STD
Towel Bar/Hooks	STD
Basecamp Shower Caddy	STD
Retractable Clothes Line in Shower	STD

### Basecamp Additional Features & Options

Fully Enclosed Tent with Air Tube Technology - Parts Dept.	OPT
Airstream Power Plus Lithium Kit - Dealer Installed	OPT
LP Low Pressure Gas Grill Connection	STD
Airstream Logo Entrance Mat	STD
Fire Extinguisher	STD
LP, Smoke & Carbon Monoxide Detectors	STD
Built In Winterization Kit	STD
TRA Certification™ Green: Emerald Status (Highest Rating)	STD
3 Year Airstream Limited Warranty (Transferable)	STD
3 Year 24/7 Coach-Net® Roadside Assistance	STD
A/C Condensation Drain at Ground Level	STD

\* Only on Basecamp 16

\*\*Only on Basecamp 20







1001 West Pike  
Street, P.O. Box 629  
Jackson Center, OH  
45334 USA  
937-596-6111

[www.airstream.com](http://www.airstream.com)

#### The Airstream Travel Trailer Fleet



Product information, specifications, and photography in this brochure were as accurate as possible at time of printing. Photographs may contain some features that are optional on your vehicle.

Since we continually strive to improve our products, actual products may differ. Prices and specifications are subject to change without notice. All capacities are approximate and dimensions are nominal. Some features or options may be different or unavailable in other countries.

Warning – This information is intended as a guide only. Weights of individual vehicles may vary. Consult your owner's manual for complete loading, weighing, and towing instructions. Do not overload the travel trailer.

AIRSTREAM®, the Airstream travel trailer trade dress, and all related model names, slogans, logos, trade dress, and trademarks are owned or used under license by Airstream, Inc. All other trademarks are owned by their respective owners.

All content and images  
© Airstream 2021

MKT-000071  
8/21 D





1001 West Pike  
Street, P.O. Box 629  
Jackson Center, OH  
45334 USA  
937-596-6111

[www.airstream.com](http://www.airstream.com)

### The Airstream Travel Trailer Fleet



Product information, specifications, and photography in this brochure were as accurate as possible at time of printing. Photographs may contain some features that are optional on your vehicle.

Since we continually strive to improve our products, actual products may differ. Prices and specifications are subject to change without notice. All capacities are approximate and dimensions are nominal. Some features or options may be different or unavailable in other countries.

Warning – This information is intended as a guide only. Weights of individual vehicles may vary. Consult your owner's manual for complete loading, weighing, and towing instructions. Do not overload the travel trailer.

AIRSTREAM®, the Airstream travel trailer trade dress, and all related model names, slogans, logos, trade dress, and trademarks are owned or used under license by Airstream, Inc. All other trademarks are owned by their respective owners.

All content and images  
© Airstream 2021

MKT-000071  
8/21 D