

20
22

CLASS A DIESEL

FRONTIER

ALL-NEW MODEL

FLEETWOOD RV

MODELS: 34GT | 36SS

FleetwoodRV.com



Frontier 36SS
Shown in Iron Man Graphics

CHASSIS | ENGINE | TIRES

- Freightliner Custom Raised Rail Chassis
- Cummins®, 6.7L, 340HP Engine
- 700 lb/ft Torque
- Allison 2500 Series Transmission, 6-Speed
- V-Ride™
- 100 Gallon Fuel Tank
- 32,400# GVWR
- Michelin Tires 275/80R 22.5"
- DriveTech / Optiview™
- Up to 55° Turning Radius
- BrakeSync - **NEW**
Chassis Integrated Air Supply for Your Tow Vehicle Brake System. Factory-Installed and Factory-Warrantied.

EXTERIOR

- Freedom Sport Foundation®
- Aqua-Hot® 250D
- Full Pass Through Exterior Storage
- Fiberglass Front Cap Assembly
- Top Mounted Windshield Wipers
- Hood Design | Access to Generator
- Exterior Mirrors Mounted on Front Cap
- Premium Four Color, Full Body Paint
- 100 Fresh, 65 Gray, 45 Black Tanks (Gallon)
- Luggage Doors with Hidden Hinges
- Legless Electric Patio Awning w/ LED Lighting and Motion Sensor Retract

INTERIOR

- Full Flat Floor Throughout
- All Electric Coach
- Front Power Roller Blinds

- Residential Refrigerator 18.7cu. ft³ and Induction Cooktop
- Solid Surface Galley Top
- Glass Tile Galley Backsplash
- Stainless Steel Farmhouse Galley Sink
- 360° Window Treatment Surround
- Tarkett® Flooring
- Fireplace
- King Bed
- CPAP Storage Ready Above Master Bed. Easy Hose Access with a 110 Volt Electrical Outlet for Power and an Automatic Night Light Inside.
- Fiberglass Shower w/Glass Door
- Washer/Dryer Prep

OPTIONS

- KING® Universal Satellite System
- Stackable Washer & Dryer (34GT)
- Washer & Dryer (36SS)
- Power Theater Seating (34GT)
- Hide-A-Loft™ Electric Drop Down Bed
- Roof Vent Rain Covers
- Central Vacuum System
- Dual 15M BTU A/C's
- Power Shore Cord Reel
- 1st Full Bay, 90" Slide Out Tray
- Connectivity Package (WiFi Ranger Sky4 Pro Pack, 300 Watt Solar Panel & Cellular Booster)
- Safety Awareness Package: Mobileye® (Forward Collision Warning, Lane Departure Warning, Headway/Following Time, Pedestrian/Cyclist Collision Warning, Speed Limit Indicator) and Interior Safe-T-View

ALL-NEW MODEL FOR MODEL YEAR 2022

Options: 086, 096, 131, 209, 217, 230, 242, 436, 473, 572, 579, 671, 965

TOP FLOORPLAN FEATURES

34GT

1. Sleeps up to 7
2. Triple Slide Floorplan with a Full-slide Located on the Entertaining Side of the Unit
3. Full Flat Floor
4. Standard Sofa Sleeper with Queen Mattress
5. Rest EZ Dinette with a LED TV Directly, Conveniently Placed on a Televator
6. Full-length Rear Wardrobe with Additional Space to Add an Optional Stackable Washer & Dryer



Options: 086, 096, 130, 217, 230, 242, 436, 473, 572, 579, 671, 965

TOP FLOORPLAN FEATURES

36SS


1. Sleeps up to 5
2. Triple Slide Floorplan
3. Full Rear Bath Featuring a Large 50\"/>




FRONTIER OPTIONS

086	Connectivity Package: WiFi Ranger Sky4 Pro Pack, 300W Solar Panel & Cellular Booster	436	CSA — Freightliner Package
096	KING® Universal Satellite System	473	Brakesync - NEW
130	Washer & Dryer (36SS)	572	Central Vacuum System
131	Stackable Washer & Dryer (34GT)	579	Safety Awareness Package: Mobileye® (Forward Collision Warning, Lane Departure Warning, Headway/Following Time, Pedestrian/Cyclist Collision Warning, Speed Limit Indicator) and Interior Safe-T-View
209	Power Theater Seating (34GT)	671	Power Cord Reel
217	Hide-A-Loft™ Electric Drop Down Bed w/32\"/>		
230	Roof Vent Rain Covers	965	1st Full Bay 90\"/>
242	Dual A/C's 15M		


ALLOY



ANCHOR



OYSTER



- | | | | |
|-----------------|--------------|--------------|-----------|
| 1 SOFA | 3 BEDDING | 5 FLOORING | 7 VALANCE |
| 2 LIVING ACCENT | 4 COUNTERTOP | 6 BACKSPLASH | |



ENGLISH CHESTNUT



GREYSTONE



HERITAGE
(PAINTED CABINETRY)



WINTER FOG
(PAINTED W/GLAZED ACCENTS CABINETRY)

20
22

CLASS A DIESEL

FRONTIER

ALL-NEW MODEL
PAINT & GRAPHICS

FLEETWOOD RV

FleetwoodRV.com

Premium Four Color, Full Body Paint



GRANITE



IRON MAN



LOYALTY



MORNING COFFEE

CHASSIS	34GT	36SS
Wheelbase (inches)	206"	242"
Front GAWR (lbs)	12,400	12,400
Rear GAWR (lbs)	20,000	20,000
GCWR (lbs)	33,000	33,000
Hitch Rating Weight (lbs)	10,000	10,000
Tongue Weight (lbs)	1,000	1,000
Fuel Capacity (gal)	100	100

DIMENSIONS AND CAPACITIES	34RX	36SS
Overall Length (inches)	35' 4"	38' 4"
Overall Height (with A/C)	12' 10"	12' 10"
Overall Width (maximum)	102"	102"
Interior Height (maximum)	84"	84"
Interior Width (maximum)	96"	96"
Patio Awning Width (ft./in.)	20' 0"	15' 0"
Interior Storage (cu. ft.)	183	151
Exterior Storage (cu. ft.)	135	190
Fresh Water Holding Tank (gal)	96	96
Grey Water Holding Tank (gal)	65	65
Black Water Holding Tank (gal)	45	45
Aqua-HotD -250	S	S

FREEDOM SPORT FOUNDATION
Freightliner Custom Railed Chassis
Cummins®, 6.7L, 340 HP
700 lb/ft Torque
Allison 2500 Series Transmission, 6-Speed



All 2022 REV Recreation Group motorhomes include a limited one year/15,000-mile coach warranty and three-year/45,000-mile structural warranty, whichever occurs first, and is fully transferable for the first 12 months.

Product information, photography and illustrations included in this publication were as accurate as possible at the time of printing. For further product information and changes, please visit our website at www.fleetwoodrv.com or contact your local Fleetwood dealer. Prices, materials, design and specifications are subject to change without notice. All weights, fuel, liquid capacities and dimensions are approximate. Fleetwood RV has designed its recreational vehicles to provide a variety of uses for its customers. Each vehicle features optimal seating, sleeping, storage and fluid capacities. The user is responsible for selecting the proper combination of loads (i.e., occupants, equipment, fluids cargo, etc.) to ensure that the vehicle's capacities are not exceeded.