



Pace Arrow 36U
Shown in Silver Cosmo Graphics

CHASSIS | ENGINE | TIRES

- Freightliner® Custom Chassis (XCS)
- Cummins®, 6.7L, 340HP Engine (36U)
- 700 lb/ft Torque (36U)
- Allison 2500 Series Transmission, 6-Speed (36U)
- Cummins®, 6.7L, 300HP Engine (33D)
- 660 lb/ft Torque (33D)
- Allison 2100 Series Transmission, 6-Speed (33D)
- V-Ride
- 90 Gallon Fuel Tank
- 36,000 lb GVWR (33D)
- 29,500 lb GVWR (36U)
- Tires 255/70R 22.5"
- Drive Tech / Optiview
- Up to 55° Turning Radius
- 10,000 lb. Rated Tow Hitch Bar
- BrakeSync - NEW
Chassis integrated air supply for your tow vehicle brake system. Factory-installed and factory-warrantied.

EXTERIOR

- Freedom Sport Foundation (XCS)
- Full Pass Through Exterior Storage w/Lighting
- Powerlock System, Interlocking Floors, Walls, Roof
- Large Dark Tinted Frameless Windows
- Tankless Water Heater
- Solar & Satellite Ready
- Steel Constructed Entry Step Box
- Premium Four Color, Full Body Paint
- 77-100 Fresh, 52-60 Gray, 32-40 Black Tanks (Gal.)
- Dual, Ducted 15,000 BTU Roof AC's w/Chill Grill & Rear Heat Pump
- Winegard 360° Air Antenna
- Exterior Entertainment Center w/TV w/ Bluetooth® Soundbar
- Electric Awning w/Lighting & Motion Sensor Retract
- Auto Leveling Jacks

INTERIOR

- Electronic Information Center Dash Gauges
- Front Power Roller Shade
- Shadow Box at Large Galley Window
- Solid Surface Galley Top
- Tile Galley Back Splash
- Over the Range Convection /Microwave
- Induction Cooktop
- Stainless Steel Residential Refrigerator
- Composite Tile Tarkett® Flooring
- Fabric Valances Throughout
- Illumplex - Wiring Control System w/Touch Screen & App Control
- Fiberglass Shower w/Glass Door and Skylight
- CPAP Storage Ready Above Master Bed. Easy Hose Access with a 110 Volt Electrical Outlet for Power and an Automatic Night Light Inside.
- Lavy, Bedroom Surf-x Tops
- Lavy, Backsplash Surf-x Tops

OPTIONS

- Washer & Dryer All In One Combo (33D)
- Washer and Dryer (36U)
- Premium Stereo Upgrade: Kenwood® Touch Screen Stereo w/AM/FM/CD/DVD/Bluetooth®/Apple CarPlay®/Android Auto
- Motion Power Lounge
- Hide-A-Loft™ Electric Drop Down Bed
- Central Vacuum System
- Dream Dinette (36U)
- Technology Package:
WiFiRanger™ Sky4 Pro Pack w/LTE and GPS, Cell Booster, 300W Solar Panel, Upgraded Kenwood® Radio, and MobileEye® Collision Mitigation

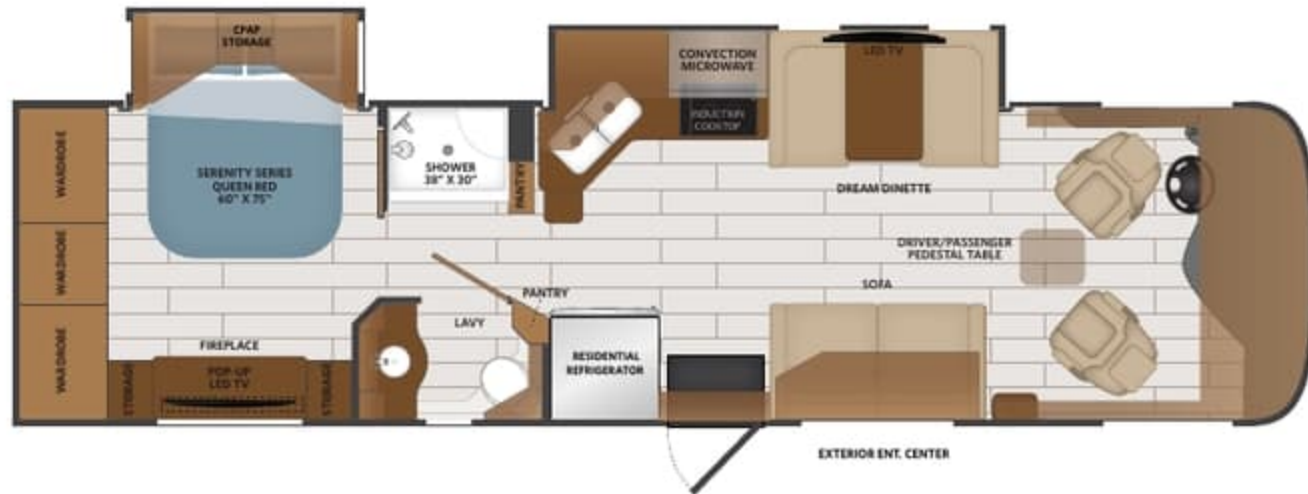
33D | 36U

Options: 096, 099, 126, 147, 209, 217, 436, 473, 563, 572, 815

TOP FLOORPLAN FEATURES

33D

1. Sleeps up to 5
2. Family Friendly Small Footprint
3. Highly Functional Split Bathroom Almost Acting as a Bath and a Half While Taking Up the Space of a Single Bath
4. Bedroom Features a Queen Bed Directly Across From the Fireplace and LED TV Placed On a Televator
5. Fireplace in Bedroom
6. Full Length Rear Wardrobe with Additional Space to Add an Optional Washer/Dryer All In One Combo
7. Double Slide Floorplan (Both on Drivers Side)



Options: 096, 099, 130, 147, 209, 217, 436, 473, 563, 572, 830, 833

TOP FLOORPLAN FEATURES

36U


1. Sleeps up to 7
2. One Full Rear Bath Featuring A Large 50x28 Shower w/Seat and One Half Bath Conveniently Located Midship
3. Fireplace W/LED TV
4. Residential Refrigerator
5. Driver and Passenger Seats Swivel
6. Double Slide Floorplan
7. Optional Washer and Dryer Available in the Master Bedroom
8. Standard Furniture Is a Jackknife Sofa Sleeper And Dream Dinette
9. Beautiful Accent Wall Features an LED TV Positioned Above The Fireplace That Puts Out An Impressive 5,300 BTU's of Heat




PACE ARROW OPTIONS

096	KING® Universal Satellite System	436	CSA — Freightliner Package
099	Satellite Delete	473	Brakesync - NEW
126	Washer/Dryer All In One Combo		
130	Washer & Dryer	563	Technology Package: WiFiRanger™ Sky4 Pro Pack w/LTE and GPS, Cell Booster, 300W Solar Panel, Upgraded Kenwood® Radio, and MobileEye® Collision Mitigation
147	Dash Stereo Upgrade Kenwood®		
209	Motion Power Lounge	572	Central Vacuum System
217	Hide-A-Loft™ Electric Drop Down Bed	830	Rest EZ Dinette


ALLOY



ANCHOR



OYSTER



1 SOFA
2 LIVING ACCENT

3 BEDDING
4 COUNTERTOP

5 FLOORING
6 BACKSPLASH

7 VALANCE



ENGLISH CHESTNUT



GREYSTONE



HERITAGE
(PAINTED CABINETRY)



WINTER FOG
(PAINTED CABINETRY)

20
22

CLASS A DIESEL

PACE ARROW PAINT & GRAPHICS



FleetwoodRV.com

Premium Four Color, Full Body Paint



COVELITE



SILVER COSMO



S'MOCHA FROST



WHETSTONE

20
22

CLASS A DIESEL

PACE ARROW SPECIFICATIONS**FLEETWOOD RV**

FleetwoodRV.com

CHASSIS	33D	36U
Wheelbase (inches)	208"	252"
Front GAWR (lbs)	10,500	10,500
Rear GAWR (lbs)	17,500	19,000
GCWR (lbs)	30,000	33,000
Hitch Rating Weight (lbs)	10,000	10,000
Tongue Weight (lbs)	1,000	1,000
Fuel Capacity (gal)	90	90

DIMENSIONS AND CAPACITIES	33D	36U
Overall Length (inches)	33' 11"	37' 7"
Overall Height (with A/C)	12' 2"	12' 2"
Overall Width (maximum)	102"	102"
Interior Height (maximum)	84"	84"
Interior Width (maximum)	96"	96"
Patio Awning Width (ft.)	17' 0"	17' 0"
Second Patio Awning Width (ft./in.)	NA	NA
Exterior Storage (cu. ft.)	133	164
Interior Storage (cu. ft.)	140	164
Fresh Water Holding Tank (gal)	77	77
Grey Water Holding Tank (gal)	60	60
Black Water Holding Tank (gal)	32	32
Appliance Propane Tank (gal)	28.6	28.6
Water Heater Tank (gal)	6	6

FREEDOM BRIDGE® CHASSIS

33D — 300HP

Model: Freightliner® XCS Series

Engine: Cummins ISB 6.7L

Transmission: Allison® 2,100 MH 6-Speed
w/Electronic Shifter

Alternator: Delcom Remy 160 Amp

Torque: 660 lb.-ft. @ 1,600 RPM

Horsepower: 300HP

36U — 340HP

Model: Freightliner® XCS Series

Engine: Cummins ISB 6.7L

Transmission: Allison® 2,500 MH 6-Speed
w/Electronic Shifter

Alternator: Delcom Remy 160 Amp

Torque: 700 lb.-ft. @ 1,600 RPM

Horsepower: 340HP



All 2022 REV Recreation Group motorhomes include a limited one year/15,000-mile coach warranty and three-year/45,000-mile structural warranty, whichever occurs first, and is fully transferable for the first 12 months.

Product information, photography and illustrations included in this publication were as accurate as possible at the time of printing. For further product information and changes, please visit our website at www.fleetwoodrv.com or contact your local Fleetwood dealer. Prices, materials, design and specifications are subject to change without notice. All weights, fuel, liquid capacities and dimensions are approximate. Fleetwood RV has designed its recreational vehicles to provide a variety of uses for its customers. Each vehicle features optimal seating, sleeping, storage and fluid capacities. The user is responsible for selecting the proper combination of loads (i.e., occupants, equipment, fluids cargo, etc.) to ensure that the vehicle's capacities are not exceeded.

MODEL: PACE ARROW ©2021 REV Group Inc. Printed in USA. Model Year 2022. 8/2021