

20AL



20TL



# EXTERIOR SELECTIONS



Silver



Graphite



# SWIFT LI

20AL



20TL



## EXTERIOR SELECTIONS



Silver



Graphite



# STANDARDS & OPTIONS

## CUSTOMER VALUE PACKAGE

JRIDE®: Hellwig helper springs, heavy-duty rear stabilizer bar  
 Thule® armless patio awning with LED light strip  
 Thule® roof racks and roof ladder  
 Thule® bike rack  
 Induction cooktop  
 Hydronic heating system  
 Ultraleather® swivel driver and passenger seats with 6-way lumbar adjustment  
 Winegard® Connect 2.0 4G/Wi-Fi/Digital TV antenna

## DRIVING

RAM® ProMaster 3500 window van  
 GVWR: 9,350 lb.  
 GCWR: 11,500 lb.  
 3.6L V6 24V VVT engine  
 6-speed automatic 62TE transmission  
 220-amp alternator  
 Aluminum wheels  
 Daytime running headlamps  
 Power folding/heated side-view mirrors  
 ParkSense® rear park assist system  
 LT225/75R 16E tires  
 3,500-lb. rear hitch receiver with dual 4/7 pin connector  
 12V chassis battery  
 24-gal. fuel tank (gas)  
 7" Pioneer® infotainment center with Apple CarPlay® and Android Auto™  
 Power windows and door locks  
 A/C and cruise control  
 Backup camera  
 Leather-wrapped tilt steering wheel with integrated controls  
 Cab area privacy shade  
 Remote keyless entry

## EXTERIOR


48V - 210 amp hour smart lithium battery providing 10KW hours of power  
 3,500-watt inverter  
 2nd 48V alternator dedicated to lithium battery  
 200 watts of roof-mounted solar panels

Slow charge solar panel for chassis battery  
 48V Coleman®-Mach® 10 air conditioner  
 LED-lit running boards for cab and entry doors  
 30-amp electrical service with detachable power cord  
 House battery disconnect switch  
 (2) 110V exterior outlets  
 Portable solar plug  
 Satellite prep  
 Heated holding tanks (12V pads)  
 Winterization drain system  
 Black tank flush  
 12V demand water pump  
 Water filtration system  
 LED-lit holding tank valves  
 Outside shower

## INTERIOR

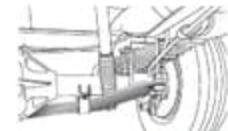
Custom-molded ABS interior wall panels  
 Sliding screen door for entrance door  
 Expandable table at entry door with safety grab handle (20TL only)  
 Soft-touch vinyl ceiling  
 High-intensity LED ceiling lights  
 Tecnoform® European-style, high-gloss cabinetry  
 Ball-bearing drawer guides  
 Residential vinyl flooring  
 JAYCOMMAND® powered by Firefly  
 (4) sliding vented windows  
 Decorative window valances with night roller shades  
 Rear magnetic privacy shades  
 Removable privacy shade for sliding door window  
 Powered roof vent in living area  
 (2) additional cab bucket seats (20AL only)  
 32" front TV on drop-down bracket and 24" rear TV (20AL)  
 24" living area TV on swivel bracket (20TL)  
 BOSS® dual-zone radio with Bluetooth®, DVD and remote  
 Cable TV hookup with RG-6 coax  
 Collapsible dinette table  
 5.3-cu.ft. AC/DC refrigerator (20AL)  
 3.1-cu.ft. AC/DC refrigerator (20TL)  
 Convection microwave

Stainless-steel sink with glass cover and kitchen accessories  
 Solid-surface kitchen countertop with pull-out extension  
 Pop-up 110v/USB outlet in kitchen  
 (2) Twin-sized beds with adjustable headrests, Froli® sleep system and filler cushion to convert to king-sized bed (20TL only)  
 Under-bed storage (20TL only)  
 48" x 76" convertible sofa bed (20AL only)  
 Bathroom wardrobe with drawers  
 Shower with magnetic curtain surround  
 Aqua View® SHOWERMISER™ water management system  
 Toilet with foot flush  
 Medicine cabinet with mirror  
 Powered roof vent in bathroom



**HELLWIG® HELPER SPRINGS**

Work with the chassis' existing springs to give the RV more support, improving stability under heavy loads



**HEAVY-DUTY REAR STABILIZER BAR**

Reduces the body roll of a vehicle during fast cornering or over road irregularities

FLOORPLAN	GVWR (lbs.)	GCWR (lbs.)	WHEEL BASE	OVERALL LENGTH	EXTERIOR HEIGHT WITH SATELLITE AND A/C	EXTERIOR WIDTH	INTERIOR HEIGHT	FRESH WATER CAPACITY (gal.)	GRAY WASTE WATER CAPACITY (gal.)	BLACK WASTE WATER CAPACITY (gal.)
20AL	9,350	11,500	159"	20' 11"	9' 3"	83"	74"	21	16/17	12
20TL	9,350	11,500	159"	20' 11"	9' 3"	83"	74"	18	14.5	13

Meet your Jayco Dealer



Scan QR code for specification definitions



Some specs at the time of print may include estimates. For the most updated information, please visit Jayco.com.

Jayco, Inc. | P.O. Box 460 | Middlebury, IN 46540

See dealer for further information and prices. All information in this brochure and on www.jayco.com is the latest available at the time of publication approval. Jayco reserves the right to make changes and to discontinue models without notice or obligation. Photography may show optional equipment or preps used for decoration purposes only. RVs built for sale in Canada may differ to conform to Canadian codes. JAYCO and the JAYCO BIRD IN FLIGHT are registered trademarks of Jayco, Inc. Printed in USA 3/22 ©2022 Jayco, Inc. 275015

Jayco - Part of the Jayco Family of Companies



# STANDARDS & OPTIONS

## CUSTOMER VALUE PACKAGE

JRIDE®: Hellwig helper springs, heavy-duty rear stabilizer bar  
 Thule® armless patio awning with LED light strip  
 Thule® roof racks and roof ladder  
 Thule® bike rack  
 Induction cooktop  
 Hydronic heating system  
 Ultraleather® swivel driver and passenger seats with 6-way lumbar adjustment  
 Winegard® Connect 2.0 4G/Wi-Fi/Digital TV antenna

## DRIVING

RAM® ProMaster 3500 window van  
 GVWR- 9,350 lb.  
 GCWR- 11,500 lb.  
 3.6L V6 24V VVT engine  
 6-speed automatic 62TE transmission  
 220-amp alternator  
 Aluminum wheels  
 Daytime running headlamps  
 Power folding/heated side-view mirrors  
 ParkSense® rear park assist system  
 LT225/75R 16E tires  
 3,500-lb. rear hitch receiver with dual 4/7 pin connector  
 12V chassis battery  
 24-gal. fuel tank (gas)  
 7" Pioneer® infotainment center with Apple CarPlay® and Android Auto™  
 Power windows and door locks  
 A/C and cruise control  
 Backup camera  
 Leather-wrapped tilt steering wheel with integrated controls  
 Cab area privacy shade  
 Remote keyless entry

## EXTERIOR

48V - 210 amp hour smart lithium battery providing 10KW hours of power  
 3,500-watt inverter  
 2nd 48V alternator dedicated to lithium battery  
 200 watts of roof-mounted solar panels

Slow charge solar panel for chassis battery  
 48V Coleman®-Mach® 10 air conditioner  
 LED-lit running boards for cab and entry doors  
 30-amp electrical service with detachable power cord  
 House battery disconnect switch  
 (2) 110V exterior outlets  
 Portable solar plug  
 Satellite prep  
 Heated holding tanks (12V pads)  
 Winterization drain system  
 Black tank flush  
 12V demand water pump  
 Water filtration system  
 LED-lit holding tank valves  
 Outside shower

## INTERIOR

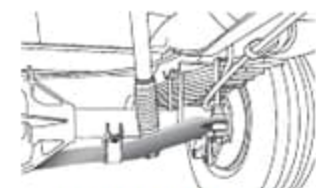
Custom-molded ABS interior wall panels  
 Sliding screen door for entrance door  
 Expandable table at entry door with safety grab handle (20TL only)  
 Soft-touch vinyl ceiling  
 High-intensity LED ceiling lights  
 Tecnoform® European-style, high-gloss cabinetry  
 Ball-bearing drawer guides  
 Residential vinyl flooring  
 JAYCOMMAND® powered by Firefly  
 (4) sliding vented windows  
 Decorative window valances with night roller shades  
 Rear magnetic privacy shades  
 Removable privacy shade for sliding door window  
 Powered roof vent in living area  
 (2) additional cab bucket seats (20AL only)  
 32" front TV on drop-down bracket and 24" rear TV (20AL)  
 24" living area TV on swivel bracket (20TL)  
 BOSS® dual-zone radio with Bluetooth®, DVD and remote  
 Cable TV hookup with RG-6 coax  
 Collapsible dinette table  
 5.3-cu.ft. AC/DC refrigerator (20AL)  
 3.1-cu.ft. AC/DC refrigerator (20TL)  
 Convection microwave

Stainless-steel sink with glass cover and kitchen accessories  
 Solid-surface kitchen countertop with pull-out extension  
 Pop-up 110v/USB outlet in kitchen  
 (2) Twin-sized beds with adjustable headrests, Froli® sleep system and filler cushion to convert to king-sized bed (20TL only)  
 Under-bed storage (20TL only)  
 48" x 76" convertible sofa bed (20AL only)  
 Bathroom wardrobe with drawers  
 Shower with magnetic curtain surround  
 Aqua View® SHOWERMISER™ water management system  
 Toilet with foot flush  
 Medicine cabinet with mirror  
 Powered roof vent in bathroom



**HELLWIG® HELPER SPRINGS**

Work with the chassis' existing springs to give the RV more support, improving stability under heavy loads



**HEAVY-DUTY REAR STABILIZER BAR**

Reduces the body roll of a vehicle during fast cornering or over road irregularities

FLOORPLAN	GVWR (lbs.)	GCWR (lbs.)	WHEEL BASE	OVERALL LENGTH	EXTERIOR HEIGHT WITH SATELLITE AND A/C	EXTERIOR WIDTH	INTERIOR HEIGHT	FRESH WATER CAPACITY (gal.)	GRAY WASTE WATER CAPACITY (gal.)	BLACK WASTE WATER CAPACITY (gal.)
20AL	9,350	11,500	159"	20' 11"	9' 3"	83"	74"	21	16/17	12
20TL	9,350	11,500	159"	20' 11"	9' 3"	83"	74"	18	14.5	13

Meet your Jayco Dealer



Scan QR code for specification definitions



Some specs at the time of print may include estimates. For the most updated information, please visit Jayco.com.

Jayco, Inc. | P.O. Box 460 | Middlebury, IN 46540

See dealer for further information and prices. All information in this brochure and on www.jayco.com is the latest available at the time of publication approval. Jayco reserves the right to make changes and to discontinue models without notice or obligation. Photography may show optional equipment or props used for decoration purposes only. RVs built for sale in Canada may differ to conform to Canadian codes. JAYCO and the JAYCO BIRD IN FLIGHT are registered trademarks of Jayco, Inc. Printed in USA 3/22 ©2022 Jayco, Inc. 275015

Jayco - Part of the Jayco Family of Companies