



LEISURE
TRAVEL VANS



LEISURE
TRAVEL VANS





2	Company History	8	Unity	30	Wonder	48	Owners' Resources
4	Key Features	10	Unity Floorplans	32	Wonder Floorplans		
6	Chassis Features	12	Unity Murphy Bed	34	Wonder Rear Lounge		
		14	Unity FX	36	Wonder Rear Twin Bed		
		16	Unity Corner Bed	38	Wonder Front Twin Bed		
		18	Unity Rear Lounge	40	Wonder Design		
		20	Unity Twin Bed	44	Wonder Options		
		20	Unity Island Bed	46	Wonder Specifications		
		22	Unity Design				
		26	Unity Options				
		28	Unity Specifications				



2	Company History	8	Unity	30	Wonder	48	Owners' Resources
4	Key Features	10	Unity Floorplans	32	Wonder Floorplans		
6	Chassis Features	12	Unity Murphy Bed	34	Wonder Rear Lounge		
		14	Unity FX	36	Wonder Rear Twin Bed		
		16	Unity Corner Bed	38	Wonder Front Twin Bed		
		18	Unity Rear Lounge	40	Wonder Design		
		20	Unity Twin Bed	44	Wonder Options		
		20	Unity Island Bed	46	Wonder Specifications		
		22	Unity Design				
		26	Unity Options				
		28	Unity Specifications				





**Our vision is to be a premier company.
We're inspired by the freedom to explore and
driven by a commitment to growing our community.**

Our story began in 1965 when P.W. Enns, who owned a plumbing and heating business in Winkler, Manitoba, Canada, took an interest in manufacturing travel trailers while visiting Elkhart, Indiana, on a volunteer trip. Arriving home with his newfound business venture, he enlisted the help of his two sons-in-law, Philipp R Ens and Peter Elias. With enthusiasm and energy Triple E was born. The three Es – Enns, Ens, and Elias – became the components of our name, Triple E Recreational Vehicles.

The company started with great modesty. What began as a family-owned operation, with a small group of employees, has today developed into one of North America's leading RV manufacturers. Over the years many different models were introduced. From travel trailers, fifth-wheels, Class A motorhomes to our current line-up of Class C motorhomes, these products represent over 55 years of hard work, and hundreds of thousands of hours of commitment and dedication from our employees.

Triple E is fortunate to be located in an area with a rich cultural heritage. Our employees are highly skilled craftspeople with strong work ethic and unwavering dedication. Our commitment to quality and listening to our customers' invaluable feedback has been the foundation of our success. We have seen many changes within the RV industry and, today, Triple E remains one of the last surviving RV manufacturers in Canada.

We look to the future with renewed energy and optimism. The company has strong leadership and an excellent workforce. Our products are recognized as some of the finest in the industry. The next generation of our company is driven by innovation while remaining committed to our long-standing history of quality craftsmanship.

Over 55 years later our vision remains committed to being a premier company. We're inspired by the freedom to explore and driven by a commitment to growing our community of employees, customers, dealers, suppliers, and our local community. May you experience the joy of companionship, surprise and adventure, as the road leads you on your journey ahead.



1965
The Beginning
Triple E was incorporated on October 17, 1965.



1972
Staff Dedication
The company contemplated shutting its doors. It was the dedication, loyalty, and work ethic of laid off staff that would characterize the Triple E community. The staff called a meeting with management and offered their labour, free of charge, to re-build the plant.

1990
25th Anniversary
The product line up included the Empress, the Empress SE, and the Regency. The Class C Regency continued to gain popularity, offering all the amenities, design and features that a Class A offered, in a more compact unit.

2002
The First Mercedes-Benz Class B
Leisure Travel Vans was the first North American manufacturer to produce a Class B Motorhome on the 21.5 foot Mercedes-Benz Sprinter 2500 Cargo Van.



2009
An Industry First
Triple E launched the Unity by Leisure Travel Vans – the industry's first Class C motorhome with a queen size Murphy bed built on a Mercedes-Benz chassis. The Unity quickly became recognized as one of Triple E's most innovative product introductions.





**Our vision is to be a premier company.
We're inspired by the freedom to explore and
driven by a commitment to growing our community.**

Our story began in 1965 when P.W. Enns, who owned a plumbing and heating business in Winkler, Manitoba, Canada, took an interest in manufacturing travel trailers while visiting Elkhart, Indiana, on a volunteer trip. Arriving home with his newfound business venture, he enlisted the help of his two sons-in-law, Philipp R Enns and Peter Elias. With enthusiasm and energy Triple E was born. The three Es – Enns, Ens, and Elias – became the components of our name, Triple E Recreational Vehicles.

The company started with great modesty. What began as a family-owned operation, with a small group of employees, has today developed into one of North America's leading RV manufacturers. Over the years many different models were introduced. From travel trailers, fifth-wheels, Class A motorhomes to our current line-up of Class C motorhomes, these products represent over 55 years of hard work, and hundreds of thousands of hours of commitment and dedication from our employees.

Triple E is fortunate to be located in an area with a rich cultural heritage. Our employees are highly skilled craftspeople with strong work ethic and unwavering dedication. Our commitment to quality and listening to our customers' invaluable feedback has been the foundation of our success. We have seen many changes within the RV industry and, today, Triple E remains one of the last surviving RV manufacturers in Canada.

We look to the future with renewed energy and optimism. The company has strong leadership and an excellent workforce. Our products are recognized as some of the finest in the industry. The next generation of our company is driven by innovation while remaining committed to our long-standing history of quality craftsmanship.

Over 55 years later our vision remains committed to being a premier company. We're inspired by the freedom to explore and driven by a commitment to growing our community of employees, customers, dealers, suppliers, and our local community. May you experience the joy of companionship, surprise and adventure, as the road leads you on your journey ahead.



1965
The Beginning
Triple E was incorporated on October 17, 1965.



1972
Staff Dedication
The company contemplated shutting its doors. It was the dedication, loyalty, and work ethic of laid off staff that would characterize the Triple E community. The staff called a meeting with management and offered their labour, free of charge, to re-build the plant.

1990
25th Anniversary
The product line up included the Empress, the Empress SE, and the Regency. The Class C Regency continued to gain popularity, offering all the amenities, design and features that a Class A offered, in a more compact unit.

2002
The First Mercedes-Benz Class B
Leisure Travel Vans was the first North American manufacturer to produce a Class B Motorhome on the 21.5 foot Mercedes-Benz Sprinter 2500 Cargo Van.



2009
An Industry First
Triple E launched the Unity by Leisure Travel Vans – the industry's first Class C motorhome with a queen size Murphy bed built on a Mercedes-Benz chassis. The Unity quickly became recognized as one of Triple E's most innovative product introductions.



1967
Canada's First Motorhome Prototype
 "The Caravan" was constructed on a salvaged Ford Truck Chassis, fully equipped with toilet facilities, hot and cold running water, shower, oven, refrigerator, and wall-to-wall carpeting.

1969
Acquisition of Triple E
 Jim Pattison, of Neonex Leisure Products, acquired a controlling interest in Triple E in 1969. Triple E welcomed his business expertise and marketing skills to aid in its rapid growth.

1970
The Original Motorhome Chassis
 With no chassis' in GM's lineup suitable for a motorhome addition, P.W. Enns modified a GM truck chassis to create his vision. One year later, GM introduced an RV chassis utilizing similar engineering modifications.

1972
Fire Destroys the Entire Operation
 Fire spread through the factory, tragically claiming the life of General Manager, Henry Schellenberg of the Motorhome division.

1974
Triple E Canada Restored
 During the economic downturn and two years after fire destroyed the plant, Phil Ens, and P.W. Enns bought back the company. Triple E Canada was restored to family ownership.

1978
Leisure Travel Vans Begins
 Leisure Travel Vans was founded in 1978 by Reg and Saide Harder in Gretna, Manitoba.

1987
International Expansion
 Triple E expanded internationally targeting countries including Germany, Sweden, Holland, Norway and Japan.



1988
Launch of the Empress
 The Empress SE was launched in Canada, featuring a 45° sloped windshield for increased visibility, an abundance of storage space, and four season capabilities.



2005
40th Anniversary
 Triple E celebrated its 40th Anniversary and held a customer rally featuring the full lineup of products: Class A and C motorhomes, travel trailers and fifth wheels.



2005
The Serenity
 Leisure Travel Vans launched the widebody Freedom 2 Serenity, built on the Mercedes-Benz Sprinter 3500 cab chassis. The model featured a full fiberglass body, a separate sleeping area, and a bathroom equipped with a full corner shower, toilet, sink and vanity.

2008
Triple E Acquires Leisure Travel Vans
 The Class B van manufacturer was located in Morden, Manitoba just seven miles down the road from Triple E.

2010
Consolidation
 As a result of the economic state of the RV manufacturing industry in North America during the great recession, Triple E RV and Leisure Travel Vans were consolidated into one operation. Triple E made the decision to discontinue Class A, travel trailer and fifth wheel production and focus on the Class B and C markets.



2012
Free Spirit SS
 Leisure Travel Vans released the Free Spirit SS, a Sprinter Van chassis featuring a built-in slide-out. This innovative floorplan proved to be another very successful product innovation.

2015
50th Anniversary
 Leisure Travel Vans redesigned the exterior of its flagship Unity to a sleek European contoured fiberglass design.

2016
Wonder Launch
 Leisure Travel Vans expanded its product offering with the introduction of the Wonder Class C built on the new Ford Transit chassis.





1967
Canada's First Motorhome Prototype
 "The Caravan" was constructed on a salvaged Ford Truck Chassis, fully equipped with toilet facilities, hot and cold running water, shower, oven, refrigerator, and wall-to-wall carpeting.

1969
Acquisition of Triple E
 Jim Pattison, of Neonex Leisure Products, acquired a controlling interest in Triple E in 1969. Triple E welcomed his business expertise and marketing skills to aid in its rapid growth.

1970
The Original Motorhome Chassis
 With no chassis' in GM's lineup suitable for a motorhome addition, P.W. Enns modified a GM truck chassis to create his vision. One year later, GM introduced an RV chassis utilizing similar engineering modifications.

1972
Fire Destroys the Entire Operation
 Fire spread through the factory, tragically claiming the life of General Manager, Henry Schellenberg of the Motorhome division.

1974
Triple E Canada Restored
 During the economic downturn and two years after fire destroyed the plant, Phil Ens, and P.W. Enns bought back the company. Triple E Canada was restored to family ownership.

1978
Leisure Travel Vans Begins
 Leisure Travel Vans was founded in 1978 by Reg and Saide Harder in Gretna, Manitoba.

1987
International Expansion
 Triple E expanded internationally targeting countries including Germany, Sweden, Holland, Norway and Japan.



1988
Launch of the Empress
 The Empress SE was launched in Canada, featuring a 45° sloped windshield for increased visibility, an abundance of storage space, and four season capabilities.



2005
40th Anniversary
 Triple E celebrated its 40th Anniversary and held a customer rally featuring the full lineup of products: Class A and C motorhomes, travel trailers and fifth wheels.



2005
The Serenity
 Leisure Travel Vans launched the widebody Freedom 2 Serenity, built on the Mercedes-Benz Sprinter 3500 cab chassis. The model featured a full fiberglass body, a separate sleeping area, and a bathroom equipped with a full corner shower, toilet, sink and vanity.

2008
Triple E Acquires Leisure Travel Vans
 The Class B van manufacturer was located in Morden, Manitoba just seven miles down the road from Triple E.

2010
Consolidation
 As a result of the economic state of the RV manufacturing industry in North America during the great recession, Triple E RV and Leisure Travel Vans were consolidated into one operation. Triple E made the decision to discontinue Class A, travel trailer and fifth wheel production and focus on the Class B and C markets.



2012
Free Spirit SS
 Leisure Travel Vans released the Free Spirit SS, a Sprinter Van chassis featuring a built-in slide-out. This innovative floorplan proved to be another very successful product innovation.

2015
50th Anniversary
 Leisure Travel Vans redesigned the exterior of its flagship Unity to a sleek European contoured fiberglass design.

2016
Wonder Launch
 Leisure Travel Vans expanded its product offering with the introduction of the Wonder Class C built on the new Ford Transit chassis.



Key Features

Ultraleather®

Relax into beautiful upholstery that you can trust to hold up through years of adventures and getaways. Ultraleather® is a leading synthetic leather that resists staining, cracking, and general wear.



Premium finishes

We design modern, inviting interiors that are warm and welcoming, with high style and quality standards. All Leisure Travel Vans are finished using only the most exceptional, premium-quality materials such as Ultraleather®, Corian®, and FENIX NTM®.



Premium Cabinetry Finishes

Our premium cabinetry finishes lend a uniquely European design sensibility to your living space. Modern yet timeless, your cabinets will look great for years to come.



2000 W Inverter

The 2000 W Pure Sine Wave Inverter provides plenty of capacity for running your 120 V devices, as well as an inverted microwave plug. (Inverted microwave plug requires optional Lithium batteries)



Table Mount System

Unity RL, Wonder RL, RTB
Our innovative swiveling table mount system is strategically placed in multiple locations, allowing you to easily reconfigure your spaces to suit your needs.



Corian®

Corian® solid surface countertops bring a touch of luxury to life on the open road and are easy to clean and resistant to staining.



Optional FENIX NTM®

The perfect combination of easy to care for and esthetically appealing, the FENIX NTM® matte surfaces used throughout our interiors are scratch-resistant, anti-fingerprint, and anti-bacterial.



LED Lighting Including Accent Lighting

Interior and exterior LED lighting provides pure, bright light with long-lasting bulb life. In addition, integrated ceiling and floor accent lighting add mood and elegance.



Murphy Bed Configurations

Unity MB, FX, RL, Wonder RL
From our very first models to today's modern floorplans, innovative use of the Murphy bed has set our RVs apart. Whichever floorplan you choose, you'll find flexible living spaces and a surprising amount of space in a small footprint.



Curved Cabinetry

Designed to flow with the lines of your Leisure Travel Van and make clever use of space, our signature curved cabinetry is found in all models and is available in multiple finishes.



Optional Lithium Batteries

Embrace an extra level of carefree with optional lithium batteries. With more usable capacity, maintenance-free operation, and a longer lifespan, you'll spend less time thinking about your battery levels and more time exploring.

Truma AquaGo Comfort Plus Water Heater

Enjoy the comfort and luxury of instant hot water from every tap, thanks to the Truma AquaGo Comfort Plus water heating system, standard on all Leisure Travel Vans models.



Key Features

Ultraleather®

Relax into beautiful upholstery that you can trust to hold up through years of adventures and getaways. Ultraleather® is a leading synthetic leather that resists staining, cracking, and general wear.



Premium finishes

We design modern, inviting interiors that are warm and welcoming, with high style and quality standards. All Leisure Travel Vans are finished using only the most exceptional, premium-quality materials such as Ultraleather®, Corian®, and FENIX NTM®.



Premium Cabinetry Finishes

Our premium cabinetry finishes lend a uniquely European design sensibility to your living space. Modern yet timeless, your cabinets will look great for years to come.



2000 W Inverter

The 2000 W Pure Sine Wave Inverter provides plenty of capacity for running your 120 V devices, as well as an inverted microwave plug. (Inverted microwave plug requires optional Lithium batteries)



Table Mount System

Unity RL, Wonder RL, RTB
Our innovative swiveling table mount system is strategically placed in multiple locations, allowing you to easily reconfigure your spaces to suit your needs.



Corian®

Corian® solid surface countertops bring a touch of luxury to life on the open road and are easy to clean and resistant to staining.



Optional FENIX NTM®

The perfect combination of easy to care for and esthetically appealing, the FENIX NTM® matte surfaces used throughout our interiors are scratch-resistant, anti-fingerprint, and anti-bacterial.



LED Lighting Including Accent Lighting

Interior and exterior LED lighting provides pure, bright light with long-lasting bulb life. In addition, integrated ceiling and floor accent lighting add mood and elegance.



Murphy Bed Configurations

Unity MB, FX, RL, Wonder RL
From our very first models to today's modern floorplans, innovative use of the Murphy bed has set our RVs apart. Whichever floorplan you choose, you'll find flexible living spaces and a surprising amount of space in a small footprint.



Curved Cabinetry

Designed to flow with the lines of your Leisure Travel Van and make clever use of space, our signature curved cabinetry is found in all models and is available in multiple finishes.



Optional Lithium Batteries

Embrace an extra level of carefree with optional lithium batteries. With more usable capacity, maintenance-free operation, and a longer lifespan, you'll spend less time thinking about your battery levels and more time exploring.

Truma AquaGo Comfort Plus Water Heater

Enjoy the comfort and luxury of instant hot water from every tap, thanks to the Truma AquaGo Comfort Plus water heating system, standard on all Leisure Travel Vans models.



Day-Night Roller Shades

Regulate interior temperatures and ensure daytime privacy without compromising the view with Day Shades. Sleep well with Night Shades in a blackout fabric that blocks 100% of the light at night.



Optional Inflatable Bed System

Unity IB, TB, RL, Wonder RL, RTB
Accommodate overnight guests with the optional innovative bed system. In select models, your dinette, which comfortably seats four around a removable table, makes clever use of the front swivel chairs to conveniently convert into a bed.



Stainless Steel Galley Sink

When cooking or washing up, you'll love the large 16-inch-diameter galley sink, complimented by a stylish high-arc faucet. It's another way we bring the comforts of home to RV life.

Optional Integrated Exterior Table

Enjoy more time spent in the great outdoors with an optional integrated exterior table that makes cooking and eating outside even more convenient. When not in use, the table conveniently folds up to fit inside your exterior storage compartment.



Vacuum-Bonded Construction

Quality will always come first, and we build products that are meant to last. The walls and floors of every Leisure Travel Van are vacuum-bonded and insulated, providing a solid foundation you can count on.



Pull-Out Pantry

Excluding Wonder FTB
The pull-out pantry system found in most Leisure Travel Vans models allows for convenient storage of spices, cooking supplies, groceries, and much more.



Ducted AC

Unity
Keep your cool wherever you may roam in your Unity – the 15,000 BTU roof-ducted air conditioning system provides an even flow of cool air throughout the coach.



An Abundance of Interior and Exterior Storage

We've strategically optimized every inch of all Leisure Travel Vans floorplans to offer you the most possible interior and exterior storage. Intelligent, accessible storage means you can bring your travel essentials – and maybe a few extra comforts – on your next adventure.



Dry Baths in All Models

Life on the road intersects with the comforts you're used to at home, thanks to our commitment to a better RV bathroom. Enjoy a spacious, separate shower and modern toilet and vanity in every Leisure Travel Vans model.



Auto Generator Start

(LP and Gas Generators)
Easily regulate indoor temperatures by setting the generator to turn on automatically according to your set preferences. You can also have the generator auto-start when your battery is low or based on a timer.



Stunning Design

From contoured walls to frameless windows, everything about the European-inspired exterior design of a Leisure Travel Van is clean, stylish, and aerodynamic.

Day-Night Roller Shades

Regulate interior temperatures and ensure daytime privacy without compromising the view with Day Shades. Sleep well with Night Shades in a blackout fabric that blocks 100% of the light at night.



Optional Inflatable Bed System

Unity IB, TB, RL, Wonder RL, RTB
Accommodate overnight guests with the optional innovative bed system. In select models, your dinette, which comfortably seats four around a removable table, makes clever use of the front swivel chairs to conveniently convert into a bed.



Stainless Steel Galley Sink

When cooking or washing up, you'll love the large 16-inch-diameter galley sink, complimented by a stylish high-arc faucet. It's another way we bring the comforts of home to RV life.

Optional Integrated Exterior Table

Enjoy more time spent in the great outdoors with an optional integrated exterior table that makes cooking and eating outside even more convenient. When not in use, the table conveniently folds up to fit inside your exterior storage compartment.



Leisure Lounge Systems

Unity MB, FX
Flexibility and comfort come standard with the patented Leisure Lounge Systems, allowing for custom lounge configurations for dining, working, or relaxing as you move through your day. At night, the large Murphy bed and customizable headrest take comfort to another level. Upgrade to the Leisure Lounge Plus for dual oversized Ultraleather® swivel power recliners (Unity MB only).



Vacuum-Bonded Construction

Quality will always come first, and we build products that are meant to last. The walls and floors of every Leisure Travel Van are vacuum-bonded and insulated, providing a solid foundation you can count on.



Dry Baths in All Models

Life on the road intersects with the comforts you're used to at home, thanks to our commitment to a better RV bathroom. Enjoy a spacious, separate shower and modern toilet and vanity in every Leisure Travel Vans model.



Pull-Out Pantry

Excluding Wonder FTB
The pull-out pantry system found in most Leisure Travel Vans models allows for convenient storage of spices, cooking supplies, groceries, and much more.



Ducted AC

Unity
Keep your cool wherever you may roam in your Unity – the 15,000 BTU roof-ducted air conditioning system provides an even flow of cool air throughout the coach.



An Abundance of Interior and Exterior Storage

We've strategically optimized every inch of all Leisure Travel Vans floorplans to offer you the most possible interior and exterior storage. Intelligent, accessible storage means you can bring your travel essentials – and maybe a few extra comforts – on your next adventure.

Auto Generator Start

(LP and Gas Generators)
Easily regulate indoor temperatures by setting the generator to turn on automatically according to your set preferences. You can also have the generator auto-start when your battery is low or based on a timer.



Stunning Design

From contoured walls to frameless windows, everything about the European-inspired exterior design of a Leisure Travel Van is clean, stylish, and aerodynamic.

Chassis Features

UNITY

Built on the
Mercedes-Benz Sprinter
Cab Chassis 3500



Chassis & Powertrain

- ◆ 11,030 lb GVWR
- ◆ 12 V AGM Batteries
- ◆ 170" Wheelbase
- ◆ 3.0 L V6 Turbo Diesel – 188 hp and 325 ft·lb
- ◆ 7-Speed Auto Transmission
- ◆ Fuel Tank – 24.5 US Gallons
- ◆ Speed-Sensitive Electric Power Steering

Exterior Features

- ◆ Alcoa Dura-Bright® Aluminum Wheels (4 Wheels Dura-Bright®, All 6 Aluminum) – Optional
- ◆ Chrome Grille Package
- ◆ Front Fog Lamps With Cornering Light Function
- ◆ Heated and Electrically Adjustable Exterior Mirrors
- ◆ High Beam Assist
- ◆ LED High Performance Headlamps
- ◆ Wet Wiper System with Rain Sensor

Interior Features

- ◆ Driver-Side and Passenger-Side Seat Swivels
- ◆ Heated and Powered Comfort Driver and Passenger Seats with Lumbar Support
- ◆ Instrument Cluster with Color Display
- ◆ Leather Multifunction Steering Wheel
- ◆ MBUX Multimedia System – Touchscreen with Intelligent Navigation
- ◆ SiriusXM Satellite Radio Ready
- ◆ Wireless Charging Tray

Safety & Security

- ◆ Active Brake Assist
- ◆ Active Distance Assist Distronic
- ◆ Active Lane Keeping Assist
- ◆ Attention Assist
- ◆ Crosswind Assist
- ◆ Emergency Call System Ready
- ◆ Hill Start Assist
- ◆ HOLD Function
- ◆ Load-Adaptive Electronic Stability Program (ESP)
- ◆ Traffic Sign Assist

Mercedes-Benz Sprinter



11,030 lb GVWR	3 L V6 Turbo Diesel Engine
188 hp and 325 ft·lb Horsepower and Torque	170" Wheel Base
Transmission	7G-Tronic Automatic Transmission
All-Wheel-Drive	–
Advanced Active Safety Features	✓
Tire Pressure Monitoring System (TPMS)	–
Headlamps	LED High Performance
Front Fog Lights	✓
Aluminum Wheels	Optional
Electric Power Assisted Steering	✓
Multimedia System	MBUX Multimedia System
Apple CarPlay and Android Auto	✓
Driver-Side & Passenger-Side Seat Swivels	✓
Power & Heated Captain's Chairs	✓
Ultraleather® Driver & Passenger Seats	✓

Image for illustration purposes only. Due to ongoing supply constraints, some Mercedes-Benz Sprinter features listed may not be available on all chassis

Chassis Features

UNITY

Built on the
Mercedes-Benz Sprinter
Cab Chassis 3500



Chassis & Powertrain

- ◆ 11,030 lb GVWR
- ◆ 12 V AGM Batteries
- ◆ 170" Wheelbase
- ◆ 3.0 L V6 Turbo Diesel – 188 hp and 325 ft·lb
- ◆ 7-Speed Auto Transmission
- ◆ Fuel Tank – 24.5 US Gallons
- ◆ Speed-Sensitive Electric Power Steering

Exterior Features

- ◆ Alcoa Dura-Bright® Aluminum Wheels (4 Wheels Dura-Bright®, All 6 Aluminum) – Optional
- ◆ Chrome Grille Package
- ◆ Front Fog Lamps With Cornering Light Function
- ◆ Heated and Electrically Adjustable Exterior Mirrors
- ◆ High Beam Assist
- ◆ LED High Performance Headlamps
- ◆ Wet Wiper System with Rain Sensor

Interior Features

- ◆ Driver-Side and Passenger-Side Seat Swivels
- ◆ Heated and Powered Comfort Driver and Passenger Seats with Lumbar Support
- ◆ Instrument Cluster with Color Display
- ◆ Leather Multifunction Steering Wheel
- ◆ MBUX Multimedia System – Touchscreen with Intelligent Navigation
- ◆ SiriusXM Satellite Radio Ready
- ◆ Wireless Charging Tray

Safety & Security

- ◆ Active Brake Assist
- ◆ Active Distance Assist Distronic
- ◆ Active Lane Keeping Assist
- ◆ Attention Assist
- ◆ Crosswind Assist
- ◆ Emergency Call System Ready
- ◆ Hill Start Assist
- ◆ HOLD Function
- ◆ Load-Adaptive Electronic Stability Program (ESP)
- ◆ Traffic Sign Assist

Mercedes-Benz Sprinter



11,030 lb GVWR	3 L V6 Turbo Diesel Engine
188 hp and 325 ft·lb Horsepower and Torque	170" Wheel Base
Transmission	7G-Tronic Automatic Transmission
All-Wheel-Drive	–
Advanced Active Safety Features	✓
Tire Pressure Monitoring System (TPMS)	–
Headlamps	LED High Performance
Front Fog Lights	✓
Aluminum Wheels	Optional
Electric Power Assisted Steering	✓
Multimedia System	MBUX Multimedia System
Apple CarPlay and Android Auto	✓
Driver-Side & Passenger-Side Seat Swivels	✓
Power & Heated Captain's Chairs	✓
Ultraleather® Driver & Passenger Seats	✓

Image for illustration purposes only. Due to ongoing supply constraints, some Mercedes-Benz Sprinter features listed may not be available on all chassis



WONDER

Built on the
Ford Transit
 Cutaway T-350 Chassis

Ford Transit



11,000 lb GVWR	3.5 L EcoBoost V6 Gas Engine
310 hp and 400 ft·lb Horsepower and Torque	178" Wheel Base
Transmission	10-speed Automatic Transmission
All-Wheel-Drive	Optional
Advanced Active Safety Features	✓
Tire Pressure Monitoring System (TPMS)	✓
Headlamps	High-Intensity Discharge (HID)
Front Fog Lights	✓
Aluminum Wheels	Standard
Electric Power Assisted Steering	✓
Multimedia System	SYNC® 3 Navigation System
Apple CarPlay and Android Auto	✓
Driver-Side & Passenger-Side Seat Swivels	✓
Power & Heated Captain's Chairs	-
Ultraleather® Driver & Passenger Seats	✓

Chassis & Powertrain

- ◆ 10-Speed Automatic Overdrive with Selectshift®
- ◆ 11,000 lb GVWR
- ◆ 178" Wheelbase
- ◆ 3.5 L EcoBoost® V6 With Auto Start-Stop Technology – 310 hp and 400 ft·lb
- ◆ Dual Ah 12 V AGM Batteries
- ◆ Electric Power Assisted Steering
- ◆ Fuel Tank – Capless Fuel Fill, 25 US Gallons
- ◆ Optional Intelligent All-Wheel Drive
- ◆ Remote Start

Exterior Features

- ◆ 16" Heavy-Duty Forged Aluminum Wheels – Standard
- ◆ Auto High-Beam Headlamps
- ◆ Automatic Rain-Sensing Windshield Wipers
- ◆ Front Fog Lamps
- ◆ High-Intensity Discharge (HID) Headlamps
- ◆ Manual Folding Heated Mirrors

Interior Features

- ◆ Driver-Side and Passenger-Side Seat Swivels
- ◆ Instrument Cluster with Color Display
- ◆ SiriusXM Satellite Radio Ready
- ◆ SYNC® 3 Multimedia System – 8" Colored Multi-Function Touch Screen with Navigation

Safety & Security

- ◆ 4-Wheel Anti-Lock Braking System (ABS)
- ◆ Adaptive Cruise Control
- ◆ Forward Collision Warning
- ◆ Lane-Keeping System
- ◆ Post-Collision Braking
- ◆ Pre-Collision Assist with Automatic Emergency Braking
- ◆ Securilock Passive Anti-Theft System with Engine Immobilizer
- ◆ Side Wind Stabilization
- ◆ SOS Post-Crash Alert System Ready
- ◆ Tire Pressure Monitoring System (TPMS)

Image for illustration purposes only. Due to ongoing supply constraints, some Ford Transit features listed may not be available on all chassis



WONDER

Built on the
Ford Transit
 Cutaway T-350 Chassis

Ford Transit



11,000 lb GVWR	3.5 L EcoBoost V6 Gas Engine
310 hp and 400 ft·lb Horsepower and Torque	178" Wheel Base
Transmission	10-speed Automatic Transmission
All-Wheel-Drive	Optional
Advanced Active Safety Features	✓
Tire Pressure Monitoring System (TPMS)	✓
Headlamps	High-Intensity Discharge (HID)
Front Fog Lights	✓
Aluminum Wheels	Standard
Electric Power Assisted Steering	✓
Multimedia System	SYNC® 3 Navigation System
Apple CarPlay and Android Auto	✓
Driver-Side & Passenger-Side Seat Swivels	✓
Power & Heated Captain's Chairs	–
Ultraleather® Driver & Passenger Seats	✓

Chassis & Powertrain

- ◆ 10-Speed Automatic Overdrive with Selectshift®
- ◆ 11,000 lb GVWR
- ◆ 178" Wheelbase
- ◆ 3.5 L Ecoboost® V6 With Auto Start-Stop Technology – 310 hp and 400 ft·lb
- ◆ Dual Ah 12 V AGM Batteries
- ◆ Electric Power Assisted Steering
- ◆ Fuel Tank – Capless Fuel Fill, 25 US Gallons
- ◆ Optional Intelligent All-Wheel Drive
- ◆ Remote Start

Exterior Features

- ◆ 16" Heavy-Duty Forged Aluminum Wheels – Standard
- ◆ Auto High-Beam Headlamps
- ◆ Automatic Rain-Sensing Windshield Wipers
- ◆ Front Fog Lamps
- ◆ High-Intensity Discharge (HID) Headlamps
- ◆ Manual Folding Heated Mirrors

Interior Features

- ◆ Driver-Side and Passenger-Side Seat Swivels
- ◆ Instrument Cluster with Color Display
- ◆ SiriusXM Satellite Radio Ready
- ◆ SYNC® 3 Multimedia System – 8" Colored Multi-Function Touch Screen with Navigation

Safety & Security

- ◆ 4-Wheel Anti-Lock Braking System (ABS)
- ◆ Adaptive Cruise Control
- ◆ Forward Collision Warning
- ◆ Lane-Keeping System
- ◆ Post-Collision Braking
- ◆ Pre-Collision Assist with Automatic Emergency Braking
- ◆ Securilock Passive Anti-Theft System with Engine Immobilizer
- ◆ Side Wind Stabilization
- ◆ SOS Post-Crash Alert System Ready
- ◆ Tire Pressure Monitoring System (TPMS)

Image for illustration purposes only. Due to ongoing supply constraints, some Ford Transit features listed may not be available on all chassis

UNITY

Due to ongoing supply constraints, some Mercedes-Benz Sprinter features shown may not be available on all chassis

UNITY

Due to ongoing supply constraints, some Mercedes-Benz Sprinter features shown may not be available on all chassis



LEISURE
TRAVEL VAN

UNITY

3.5T

[Blank license plate area]



Floorplans



Murphy Bed | U24MB
(Shown with optional Leisure Lounge Plus)



FX | U24FX



Corner Bed | U24CB
(Shown with Standard Dinette)

Floorplans



Murphy Bed | U24MB
(Shown with optional Leisure Lounge Plus)



FX | U24FX



Corner Bed | U24CB
(Shown with Standard Dinette)



Rear Lounge | U24RL



Twin Bed | U24TB



Island Bed | U24IB



Rear Lounge | U24RL



Twin Bed | U24TB



Island Bed | U24IB



Unity Murphy Bed shown with Cashmere cabinetry, Concrete countertops, and Earth upholstery.



Unity Murphy Bed | U24MB

Unparalleled style and comfort.

The Murphy Bed is the Unity's flagship floorplan, and one look at its spacious interior makes it easy to see why. Sleep soundly on a luxurious, nearly king-sized Murphy bed. Come morning, enjoy a complete living space featuring the patented and innovative Leisure Lounge System or optional Leisure Lounge Plus, a pop-up 40-inch Smart LED TV, elegant curved European cabinetry throughout, and a washroom to make any Class A envious. Any way you look at it, the Unity Murphy Bed is one big "little" motorhome.



Unity Murphy Bed shown with Cashmere cabinetry, Concrete countertops, and Earth upholstery.



Unity Murphy Bed | U24MB

Unparalleled style and comfort.

The Murphy Bed is the Unity's flagship floorplan, and one look at its spacious interior makes it easy to see why. Sleep soundly on a luxurious, nearly king-sized Murphy bed. Come morning, enjoy a complete living space featuring the patented and innovative Leisure Lounge System or optional Leisure Lounge Plus, a pop-up 40-inch Smart LED TV, elegant curved European cabinetry throughout, and a washroom to make any Class A envious. Any way you look at it, the Unity Murphy Bed is one big "little" motorhome.



Unity Murphy Bed shown with Espresso cabinetry, Antarctica countertops, and Earth upholstery.



- ◆ The Murphy bed features a comfortable, nearly king-sized (68-inch × 76-inch) residential mattress.
- ◆ Interior finishes include luxurious and durable Ultraleather® upholstery and Corian® countertops.

- ◆ The spacious lavatory includes a large 34-inch × 34-inch corner shower with curved glass door, Corian® inset with integrated storage, LED accent lighting, and skylight.
- ◆ An optional Overhead Cabinet Door Upgrade is available in Bianco White FENIX NTM®.

- ◆ The standard innovative patented Leisure Lounge System features multiple configurations for dining, relaxing, and sleeping.
- ◆ The optional Leisure Lounge Plus upgrades the slide-out to dual oversized Ultraleather® swivel power recliners.



Unity Murphy Bed shown with Espresso cabinetry, Antarctica countertops, and Earth upholstery.



- ◆ The Murphy bed features a comfortable, nearly king-sized (68-inch x 76-inch) residential mattress.
- ◆ Interior finishes include luxurious and durable Ultraleather® upholstery and Corian® countertops.

- ◆ The spacious lavatory includes a large 34-inch x 34-inch corner shower with curved glass door, Corian® inset with integrated storage, LED accent lighting, and skylight.
- ◆ An optional Overhead Cabinet Door Upgrade is available in Bianco White FENIX NTM®.

- ◆ The standard innovative patented Leisure Lounge System features multiple configurations for dining, relaxing, and sleeping.
- ◆ The optional Leisure Lounge Plus upgrades the slide-out to dual oversized Ultraleather® swivel power recliners.



Unity FX shown with Natural Rift cabinetry, Bianco White cabinetry upgrade, Antarctica countertops, and Fog upholstery.

Unity FX | U24FX

Eat. Sleep. Drive. Explore.

The Unity FX puts the power in your hands, with innovative ways to cleverly customize your dual living spaces throughout the day. The innovative Leisure Lounge System offers multiple configurations for dining, relaxing, and sleeping. A second rear lounge with a residential-style sectional sofa provides even more living, working, and entertainment space, even while the luxurious Murphy bed is used. Wherever and however you explore, the Unity FX will fill every moment with comfort.



Unity FX shown with Natural Rift cabinetry, Bianco White cabinetry upgrade, Antarctica countertops, and Fog upholstery.

Unity FX | U24FX

Eat. Sleep. Drive. Explore.

The Unity FX puts the power in your hands, with innovative ways to cleverly customize your dual living spaces throughout the day. The innovative Leisure Lounge System offers multiple configurations for dining, relaxing, and sleeping. A second rear lounge with a residential-style sectional sofa provides even more living, working, and entertainment space, even while the luxurious Murphy bed is used. Wherever and however you explore, the Unity FX will fill every moment with comfort.



- ◆ The innovative Leisure Lounge System offers multiple configurations for dining, relaxing, and sleeping.
- ◆ The Murphy bed features a comfortable, nearly king-sized (68-inch x 76-inch) residential mattress and additional storage compartments.

- ◆ In the rear lounge, a residential-style sectional sofa includes an integrated ottoman that serves as the perfect footrest, coffee table, or even a flip-up work desk.
- ◆ An optional Overhead Cabinet Door Upgrade is available in Bianco White FENIX NTM®.

- ◆ Interior finishes include luxurious and durable Ultraleather® upholstery and Corian® countertops.
- ◆ In the dry bath, a clever two-stop door provides more floor space where you need it.




- ◆ The innovative Leisure Lounge System offers multiple configurations for dining, relaxing, and sleeping.
- ◆ The Murphy bed features a comfortable, nearly king-sized (68-inch x 76-inch) residential mattress and additional storage compartments.

- ◆ In the rear lounge, a residential-style sectional sofa includes an integrated ottoman that serves as the perfect footrest, coffee table, or even a flip-up work desk.
- ◆ An optional Overhead Cabinet Door Upgrade is available in Bianco White FENIX NTM®.

- ◆ Interior finishes include luxurious and durable Ultraleather® upholstery and Corian® countertops.
- ◆ In the dry bath, a clever two-stop door provides more floor space where you need it.



Unity Corner Bed shown with Natural Rift cabinetry, Bianco White cabinetry upgrade, Antarctica countertops, and Fog upholstery.




Unity Corner Bed | U24CB

Miles from ordinary.

The Unity Corner Bed offers all of the comforts and features you would expect to find in a much larger coach in just over 25 feet. The booth dinette or optional U-Lounge provides the perfect seating area for dining and entertaining, converting to a bed for overnight guests. The spacious galley features high-end finishes and a pull-out pantry, and in the rear, a comfortable full-time bed welcomes you to rest. No matter where you travel, you'll feel at home with the Unity Corner Bed.



Unity Corner Bed shown with Natural Rift cabinetry, Bianco White cabinetry upgrade, Antarctica countertops, and Fog upholstery.



Unity Corner Bed | U24CB

Miles from ordinary.

The Unity Corner Bed offers all of the comforts and features you would expect to find in a much larger coach in just over 25 feet. The booth dinette or optional U-Lounge provides the perfect seating area for dining and entertaining, converting to a bed for overnight guests. The spacious galley features high-end finishes and a pull-out pantry, and in the rear, a comfortable full-time bed welcomes you to rest. No matter where you travel, you'll feel at home with the Unity Corner Bed.



◆ Up to four seat belts allow you to safely accommodate friends or grandkids on your travels.

◆ The full-time rear corner bed features a comfortable, nearly queen-sized (52-inch × 76-inch) mattress.

◆ The stylish and comfortable front dinette area easily converts into a second bed.

◆ Enjoy flexible entertainment via TVs in both the front living area and rear bedroom area.

◆ An optional Overhead Cabinet Door Upgrade is available in Bianco White FENIX NTM®.

◆ Interior finishes include luxurious and durable Ultraleather® upholstery and Corian® countertops.



◆ Up to four seat belts allow you to safely accommodate friends or grandkids on your travels.

◆ The full-time rear corner bed features a comfortable, nearly queen-sized (52-inch x 76-inch) mattress.

◆ The stylish and comfortable front dinette area easily converts into a second bed.

◆ Enjoy flexible entertainment via TVs in both the front living area and rear bedroom area.

◆ An optional Overhead Cabinet Door Upgrade is available in Bianco White FENIX NTM®.

◆ Interior finishes include luxurious and durable Ultraleather® upholstery and Corian® countertops.



Unity Rear Lounge shown with Natural Rift cabinetry, Bianco White cabinetry upgrade, Antarctica countertops, and Mountain upholstery.



Unity Rear Lounge | U24RL

The next generation of luxury.

The Unity Rear Lounge represents over a decade of product innovations, resulting in one of the most advanced and unique coaches on the road today. Built on the impressive Sprinter Cab Chassis, this next-generation floorplan offers two separate living areas, a Murphy bed, and a completely redesigned modern interior.



Unity Rear Lounge shown with Natural Rift cabinetry, Bianco White cabinetry upgrade, Antarctica countertops, and Mountain upholstery.



Unity Rear Lounge | U24RL

The next generation of luxury.

The Unity Rear Lounge represents over a decade of product innovations, resulting in one of the most advanced and unique coaches on the road today. Built on the impressive Sprinter Cab Chassis, this next-generation floorplan offers two separate living areas, a Murphy bed, and a completely redesigned modern interior.



- ◆ The spacious rear living area is equipped with a 32-inch TV and sound bar, and a sectional sofa with two power recliner seats.
- ◆ Near floor-to-ceiling windows provide an abundance of natural light and immersive views during the day, and a range of accent lighting creates ambiance after dark.

- ◆ A large 58-inch x 74-inch Murphy bed transforms the rear into a luxurious master bedroom.
- ◆ A centralized touchscreen display or mobile app can be used to control lighting, heating and cooling, tank and battery level monitoring, and more.

- ◆ Cooking enthusiasts will enjoy the generous galley with a large countertop, flip-down extension, and premium appliances like the Dometic 10 Series fridge.
- ◆ The front dinette comfortably seats four around a removable table and conveniently converts into an optional bed system.



- ◆ The spacious rear living area is equipped with a 32-inch TV and sound bar, and a sectional sofa with two power recliner seats.
- ◆ Near floor-to-ceiling windows provide an abundance of natural light and immersive views during the day, and a range of accent lighting creates ambiance after dark.

- ◆ A large 58-inch x 74-inch Murphy bed transforms the rear into a luxurious master bedroom.
- ◆ A centralized touchscreen display or mobile app can be used to control lighting, heating and cooling, tank and battery level monitoring, and more.

- ◆ Cooking enthusiasts will enjoy the generous galley with a large countertop, flip-down extension, and premium appliances like the Dometic 10 Series fridge.
- ◆ The front dinette comfortably seats four around a removable table and conveniently converts into an optional bed system.



Unity Twin Bed shown with Cashmere cabinetry, Bianco White cabinetry upgrade, Antarctica countertops, and Mountain upholstery.

Unity Twin Bed | U24TB + Unity Island Bed | U24IB

Creatures of comfort.

The Unity Twin Bed and Island Bed are ready for whatever the day brings, from morning to night or even an indulgent afternoon nap. With the choice of a full-sized, walk-around island bed or twin beds, a great night's sleep or a comfortable place to relax is ready when you are. At the front of the coach, find a comfortable living area with a removable dinette table and spacious galley. Completed with a three-piece dry bath and extensive storage throughout, either option makes an ideal touring coach for those extended journeys.



Unity Twin Bed shown with Cashmere cabinetry, Bianco White cabinetry upgrade, Antarctica countertops, and Mountain upholstery.

Unity Twin Bed | U24TB + Unity Island Bed | U24IB

Creatures of comfort.

The Unity Twin Bed and Island Bed are ready for whatever the day brings, from morning to night or even an indulgent afternoon nap. With the choice of a full-sized, walk-around island bed or twin beds, a great night's sleep or a comfortable place to relax is ready when you are. At the front of the coach, find a comfortable living area with a removable dinette table and spacious galley. Completed with a three-piece dry bath and extensive storage throughout, either option makes an ideal touring coach for those extended journeys.



Unity Island Bed shown with Vancouver Maple cabinetry.

- ◆ Choose twin beds with impressive under-bed storage or an island bed flanked by dual wardrobes.
- ◆ The standard Leisure Lounge Express converts from a dining area with two seats to a cozy chaise lounge with ease.

- ◆ The optional 45-inch x 88-inch inflatable bed can be used to convert the front dinette into an additional sleeping area.

- ◆ An optional Overhead Cabinet Door Upgrade is available in Bianco White FENIX NTM®.

- ◆ The galley features a deep stainless steel sink, two-burner cooktop, and two-door, 6.7 cubic feet, three-way fridge/freezer.

- ◆ A convenient rear pass-through storage compartment and outstanding 63 or 54 cubic feet (Island Bed or Twin Bed, respectively) of exterior storage makes packing easy.



Unity Island Bed shown with Vancouver Maple cabinetry.

- ◆ Choose twin beds with impressive under-bed storage or an island bed flanked by dual wardrobes.
- ◆ The standard Leisure Lounge Express converts from a dining area with two seats to a cozy chaise lounge with ease.

- ◆ The optional 45-inch × 88-inch inflatable bed can be used to convert the front dinette into an additional sleeping area.
- ◆ An optional Overhead Cabinet Door Upgrade is available in Bianco White FENIX NTM®.

- ◆ The galley features a deep stainless steel sink, two-burner cooktop, and two-door, 6.7 cubic feet, three-way fridge/freezer.
- ◆ A convenient rear pass-through storage compartment and outstanding 63 or 54 cubic feet (Island Bed or Twin Bed, respectively) of exterior storage makes packing easy.

Cabinetry



Espresso Brown



Vancouver Maple

Upholstery

Captain's chair shown.



Fog Ultraleather®



Earth Ultraleather®



Mountain Ultraleather®

Cabinetry



Espresso Brown



Vancouver Maple

Upholstery

Captain's chair shown.



Fog Ultraleather®



Earth Ultraleather®



Mountain Ultraleather®



Cashmere

Natural Rift

Countertops

Cabinetry Upgrade

Wheels



Antarctica Corian®



Concrete Corian®



Bianco White FENIX NTM®



Standard Steel Wheels With Wheel Simulators



Optional Alcoa Dura-Bright® Aluminum Wheels All 6 Aluminum Wheels, 4 Dura-Bright® Wheels



Cashmere



Natural Rift

Countertops



Antarctica Corian®



Concrete Corian®

Cabinetry Upgrade



Bianco White FENIX NTM®

Wheels



Standard Steel Wheels
With Wheel Simulators



Optional Alcoa Dura-Bright® Aluminum Wheels
All 6 Aluminum Wheels,
4 Dura-Bright® Wheels

Exterior Paint Options



Euro Sport



Silver



Glacier



Atlantic Blue

Exterior Paint Options



Euro Sport



Silver



Glacier



Atlantic Blue



Graphite



Shadow



White Suede



Champagne



Graphite



Shadow



White Suede



Champagne

Options



Rigid Solar Panels with Control Panel
200 W or 400 W



3.2 kW Diesel Generator
With Auto Changeover Switch (MB, FX, CB, TB, IB)



3.6 kW LP Generator
With Auto Start and Auto Changeover Switch



Safe



Remote Key Fob Entry
Coach Entrance Door



Auto-Acquisition Satellite Dish



Macerator Sewage Discharge
With Manual Disconnect



Dual 100 Ah 12 V Lithium Coach Batteries
With Built-in Heating Function



4-Point Self-Leveling Jacks

Options



Rigid Solar Panels with Control Panel
200 W or 400 W



3.2 kW Diesel Generator
With Auto Changeover Switch (MB, FX, CB, TB, IB)



3.6 kW LP Generator
With Auto Start and Auto Changeover Switch



Safe



Remote Key Fob Entry
Coach Entrance Door



Auto-Acquisition Satellite Dish



Macerator Sewage Discharge
With Manual Disconnect



Dual 100 Ah 12 V Lithium Coach Batteries
With Built-in Heating Function



4-Point Self-Leveling Jacks



Leisure Lounge System Plus Dinette System
2 Ultraleather® Rotating Power Recliners (MB)



Removable Front Table between Captain Chairs
(MB, FX, CB)



Inflatable Bed for Front Dinette
45" x 88" Sleeping Area (RL, TB, IB)



U-Lounge Dinette with Easy Lift Table
Ultraleather® 40" x 69" Sleeping Area (CB)



Leisure Lounge System Plus Dinette System
2 Ultraleather® Rotating Power Recliners (MB)



Removable Front Table between Captain Chairs
(MB, FX, CB)



Inflatable Bed for Front Dinette
45" x 88" Sleeping Area (RL, TB, IB)



U-Lounge Dinette with Easy Lift Table
Ultraleather® 40" x 69" Sleeping Area (CB)

Chassis*	Vehicular	Interior	Galley	Heating, Ventilating, and Air Conditioning	Warranty
Mercedes-Benz Sprinter 3500 Dual Rear Wheel Chassis (170" Wheelbase/11,030 lb GVWR)	2-Year Roadside Assistance	Coach Floor Extension (RL)	Accessory Rail	16,000 BTU Furnace	Mercedes-Benz – Basic Limited 3 Years/60,000 km (36,000 miles)
220 A Alternator	Chassis Battery Disconnect	Curved Soft Close Overhead Cabinetry Doors with Hidden Catch	Contoured Solid Surface Corian® Countertop	Lavatory Fan and Galley Fan	Mercedes-Benz Engine – Powertrain Limited 5 Years/160,000 km (100,000 miles)
3.0 L V6 Turbo Diesel (188 hp/325 ft-lb Torque) with 7-Speed Auto Transmission	Powder Coated Steel Undercarriage Support Structure	Day/Night Roller Shades	Convection Microwave Oven	Low Profile 15,000 BTU Ducted Air Conditioner with Heat Pump	Triple E RV – 2 Year Limited Coverage/ 40,000 km (24,000 miles)
Adaptive Cruise Control	Construction	Dry Chemical Fire Extinguisher	Countertop Extension (MB, RL, TB, IB)	Electrical	Optional Equipment
Air Conditioning	Dinette Slide out (MB, FX, CB)	Full Extension Ball Bearing Soft Close Drawer Tracks	Double Door, 3-way, 6.7 ft ³ Refrigerator Freezer	120V GFI Receptacle (Patio, Galley, and Lavatory Protected)	Alcoa Dura-Bright® Aluminum Wheels (6) – Outer 4 Dura-Bright® Finished
Chrome Grille	Frameless Tinted All Glass Awning-Style Windows	Illuminated Assist Handle	Flush Mount LP Cooktop with Hinged Glass Cover	12 V Battery Disconnect	Exterior Ladder – 2 piece
Concealed Locking Fuel Filler	Vacuum Bonded Aluminum-Framed Insulated Contoured Sidewalls with Fiberglass Exterior	LED Above Cabinet Hidden Accent Lighting	Garbage Can (MB, RL, TB, IB)	2000W Pure Sine Inverter with 80 A Battery Charger	Exterior Table
Driver and Passenger Exterior Courtesy Light	Vacuum Bonded Aluminum-Framed Insulated Domed Roof with Fiberglass Exterior	LED Ceiling Light Panels with Dimmer in Bedroom and Living Areas (RL)	Pull Out Pantry	30 ft Power Cord – 30 A	Front Dinette Inflatable Mattress Kit (RL, TB, IB)
Driving Assist Package with Rain Sensing Wiper Assist/Active Braking Assist/Lane Keeping Assist/Traffic Sign Assist	Vacuum Bonded Steel-Framed Insulated Floor with Composite Exterior	LED Ceiling Lighting with Dimmer in Bedroom and Living Areas (MB, FX, CB, TB, IB)	Stainless Steel Backsplash	Dual 6V AGM Coach Batteries	Generator – 3.2 kW Onan Diesel with Auto Changeover Switch (MB, FX, CB, TB, IB)
Electronic Stability Control	Exterior	LED Recessed Strip Lighting Under Overhead Cabinets	Stainless Steel Undermount Sink with Sink Cover	Multiplex Wiring Control System (RL)	Generator – 3.6 kW Onan LP with Auto Start and Auto Changeover Switch
Integrated Fog Lamps with Cornering Light Function	Chrome Automotive Style "LTV" Branding	Opening Skylight with Screen and Shade	Lavatory	Surge Protector	Jacks – 4 Point Leveling System
Multifunctional Steering Wheel with Tilt/Telescopic Function	Contoured Entrance Door with Screen Door and Window	Smoke, LP and CO Detectors	Accessory Rail	Plumbing and LP Systems	Leisure Lounge Plus (MB)
LED Headlamps with High Beam Assist	Contoured Fiberglass Baggage Doors with Top Continuous Hinge and Draw Tight Latches	Soft Vinyl Ceiling Headliner	Ceramic Foot Flush Toilet with Hand Sprayer (MB, FX, CB)	Antifreeze Pick Up Kit	Lithium Battery Upgrade – Dual 100 Ah 12 V Lithium Coach Batteries with Internal Heating System
MBUX Touchscreen Multimedia Center with AM-FM/Navigation/Voice Control/Smart Phone Integration/Rear View Camera	Illuminated Assist Handle	Tile Look Vinyl Flooring Throughout	Ceramic Macerator Toilet (RL, TB, IB)	Black Tank Flushing System	Macerator – Termination with Manual Disconnect
Passenger-Side Sun Visor Mirror	Large Pass Through Exterior Storage Compartment with Light (TB, IB)	Ultraleather® Wrapped Valances (MB, FX, CB, TB, IB)	Curved Glass Shower Door (MB)	Contained Sewer Hose	Overhead Cabinet Door Upgrade – Bianco White FENIX NTM® Matte
Power Windows and Door Locks	LED Patio Light	Furniture	Flip Down Towel Bar in Shower	Exterior Shower	Remote Key Fob Entry – Coach Entrance Door
Power/Heated Exterior Mirrors with Convex and Turn Signal	Painted Color Matched Front Bumper	Ultraleather® Leisure Lounge Express Dinette with Leaf Extensions (RL, TB, IB)	Grab Handle in Shower	LP Tank	Removable Table between Captain's Chairs (MB, FX, CB)
Power/Heated Ultraleather® Cab Seats with Armrests/Adjustable Lumbar Support/Recline and Swivel Bases	Painted Fiberglass Running Boards and Flares	Ultraleather® Leisure Lounge System Dinette with Flexible Seating and Dining Arrangements (MB, FX)	Medicine Cabinet with Towel Bar	Multiple Water Pump Switches	Safe
Privacy Drape in Cab	Painted Full Body with Clear Coat	Ultraleather® Rear Sofa with 2 Power Recliners (RL)	Retractable Self Cleaning Shower Screen (FX, CB, RL, TB, IB)	Quick Connect Exterior Accessory LP Outlet	Satellite – Auto Acquisition Winegard Road Trip 4 (DirectSD, DishHD, BellHD)
Rear Hitch Receiver with 7-Pin Connector	Powered Retractable Entrance Step	Ultraleather® Rear Sofa with Hidden Table and Ottoman (FX)	Robe Hook in Shower	Tank Level, Battery Monitoring Panel	Solar Panels – Rigid Low Profile with control panel – 200 W
Rearview Mirror	Water Pump Switch in Utility Center		Shower with Integrated Storage	Truma AquaGo Comfort Plus Water Heater	Solar Panels – Rigid Low Profile with control panel – 400 W
Removable Carpeted Floor Mat			Shower Skylight	Water Filtration System	U-Lounge Dinette (CB)
Wheel Simulators			Sink Stainless Steel Undermount Sink (FX, CB, RL, TB, IB)	Water Heater By-Pass Valve	
			Solid Surface Seamless Sink (MB)	Water Selector Valve (City Water or Water Tank Fill)	
			Entertainment	Awning Packages	
			Exterior Cable TV Hookup	Powered Box Awning with Wind Sensor and LED Lights	
			Mobile Data/WiFi Extender with Integrated TV Antenna	Slide Topper Awning (MB, CB, FX)	
			Satellite Dish Pre-Wire	Certification	
			Smart Blu-Ray Player	Canadian Certification – Mandatory for Canada (Optional)	
			USB Outlets in Bed and Living Areas	RVIA Certification	

*Some Mercedes-Benz features listed may not be available on all chassis.

Chassis*	Vehicular	Interior	Galley	Heating, Ventilating, and Air Conditioning	Warranty
Mercedes-Benz Sprinter 3500 Dual Rear Wheel Chassis (170" Wheelbase/11,030 lb GVWR)	2-Year Roadside Assistance	Coach Floor Extension (RL)	Accessory Rail	16,000 BTU Furnace	Mercedes-Benz – Basic Limited 3 Years/60,000 km (36,000 miles)
220 A Alternator	Chassis Battery Disconnect	Curved Soft Close Overhead Cabinetry Doors with Hidden Catch	Contoured Solid Surface Corian® Countertop	Lavatory Fan and Galley Fan	Mercedes-Benz Engine – Powertrain Limited 5 Years/160,000 km (100,000 miles)
3.0 L V6 Turbo Diesel (188 hp/325 ft-lb Torque) with 7-Speed Auto Transmission	Powder Coated Steel Undercarriage Support Structure	Day/Night Roller Shades	Convection Microwave Oven	Low Profile 15,000 BTU Ducted Air Conditioner with Heat Pump	Triple E RV – 2 Year Limited Coverage/ 40,000 km (24,000 miles)
Adaptive Cruise Control	Construction	Dry Chemical Fire Extinguisher	Countertop Extension (MB, RL, TB, IB)	Electrical	
Air Conditioning	Dinette Slide out (MB, FX, CB)	Full Extension Ball Bearing Soft Close Drawer Tracks	Double Door, 3-way, 6.7 ft ³ Refrigerator Freezer	120V GFI Receptacle (Patio, Galley, and Lavatory Protected)	Optional Equipment
Chrome Grille	Frameless Tinted All Glass Awning-Style Windows	Illuminated Assist Handle	Flush Mount LP Cooktop with Hinged Glass Cover	12 V Battery Disconnect	Alcoa Dura-Bright® Aluminum Wheels (6) – Outer 4 Dura-Bright® Finished
Concealed Locking Fuel Filler	Vacuum Bonded Aluminum-Framed Insulated Contoured Sidewalls with Fiberglass Exterior	LED Above Cabinet Hidden Accent Lighting	Garbage Can (MB, RL, TB, IB)	2000W Pure Sine Inverter with 80 A Battery Charger	Exterior Ladder – 2 piece
Driver and Passenger Exterior Courtesy Light	Vacuum Bonded Aluminum-Framed Insulated Domed Roof with Fiberglass Exterior	LED Ceiling Light Panels with Dimmer in Bedroom and Living Areas (RL)	Pull Out Pantry	30 ft Power Cord – 30 A	Exterior Table
Driving Assist Package with Rain Sensing Wiper Assist/Active Braking Assist/Lane Keeping Assist/Traffic Sign Assist	Vacuum Bonded Steel-Framed Insulated Floor with Composite Exterior	LED Ceiling Lighting with Dimmer in Bedroom and Living Areas (MB, FX, CB, TB, IB)	Stainless Steel Backsplash	Dual 6V AGM Coach Batteries	Front Dinette Inflatable Mattress Kit (RL, TB, IB)
Electronic Stability Control	Exterior	LED Recessed Strip Lighting Under Overhead Cabinets	Stainless Steel Undermount Sink with Sink Cover	Multiplex Wiring Control System (RL)	Generator – 3.2 kW Onan Diesel with Auto Changeover Switch (MB, FX, CB, TB, IB)
Integrated Fog Lamps with Cornering Light Function	Chrome Automotive Style "LTV" Branding	Opening Skylight with Screen and Shade	Lavatory	Surge Protector	Generator – 3.6 kW Onan LP with Auto Start and Auto Changeover Switch
Multifunctional Steering Wheel with Tilt/Telescopic Function	Contoured Entrance Door with Screen Door and Window	Smoke, LP and CO Detectors	Accessory Rail	Plumbing and LP Systems	Jacks – 4 Point Leveling System
LED Headlamps with High Beam Assist	Contoured Fiberglass Baggage Doors with Top Continuous Hinge and Draw Tight Latches	Soft Vinyl Ceiling Headliner	Ceramic Foot Flush Toilet with Hand Sprayer (MB, FX, CB)	Antifreeze Pick Up Kit	Leisure Lounge Plus (MB)
MBUX Touchscreen Multimedia Center with AM-FM/Navigation/Voice Control/Smart Phone Integration/Rear View Camera	Illuminated Assist Handle	Tile Look Vinyl Flooring Throughout	Ceramic Macerator Toilet (RL, TB, IB)	Black Tank Flushing System	Lithium Battery Upgrade – Dual 100 Ah 12 V Lithium Coach Batteries with Internal Heating System
Passenger-Side Sun Visor Mirror	Large Pass Through Exterior Storage Compartment with Light (TB, IB)	Ultraleather® Wrapped Valances (MB, FX, CB, TB, IB)	Curved Glass Shower Door (MB)	Contained Sewer Hose	Macerator – Termination with Manual Disconnect
Power Windows and Door Locks	LED Patio Light	Furniture	Flip Down Towel Bar in Shower	Exterior Shower	Overhead Cabinet Door Upgrade – Bianco White FENIX NTM® Matte
Power/Heated Exterior Mirrors with Convex and Turn Signal	Painted Color Matched Front Bumper	Ultraleather® Leisure Lounge Express Dinette with Leaf Extensions (RL, TB, IB)	Grab Handle in Shower	LP Tank	Remote Key Fob Entry – Coach Entrance Door
Power/Heated Ultraleather® Cab Seats with Armrests/Adjustable Lumbar Support/Recline and Swivel Bases	Painted Fiberglass Running Boards and Flares	Ultraleather® Leisure Lounge System Dinette with Flexible Seating and Dining Arrangements (MB, FX)	Medicine Cabinet with Towel Bar	Multiple Water Pump Switches	Removable Table between Captain's Chairs (MB, FX, CB)
Privacy Drape in Cab	Painted Full Body with Clear Coat	Ultraleather® Rear Sofa with 2 Power Recliners (RL)	Retractable Self Cleaning Shower Screen (FX, CB, RL, TB, IB)	Quick Connect Exterior Accessory LP Outlet	Safe
Rear Hitch Receiver with 7-Pin Connector	Powered Retractable Entrance Step	Ultraleather® Rear Sofa with Hidden Table and Ottoman (FX)	Robe Hook in Shower	Tank Level, Battery Monitoring Panel	Satellite – Auto Acquisition Winegard Road Trip 4 (DirectSD, DishHD, BellHD)
Rearview Mirror	Water Pump Switch in Utility Center		Shower with Integrated Storage	Truma AquaGo Comfort Plus Water Heater	Solar Panels – Rigid Low Profile with control panel – 200 W
Removable Carpeted Floor Mat			Shower Skylight	Water Filtration System	Solar Panels – Rigid Low Profile with control panel – 400 W
Wheel Simulators			Sink Stainless Steel Undermount Sink (FX, CB, RL, TB, IB)	Water Heater By-Pass Valve	U-Lounge Dinette (CB)
			Solid Surface Seamless Sink (MB)	Water Selector Valve (City Water or Water Tank Fill)	
			Entertainment	Awning Packages	
			Exterior Cable TV Hookup	Powered Box Awning with Wind Sensor and LED Lights	
			Mobile Data/WiFi Extender with Integrated TV Antenna	Slide Topper Awning (MB, CB, FX)	
			Satellite Dish Pre-Wire	Certification	
			Smart Blu-Ray Player	Canadian Certification – Mandatory for Canada (Optional)	
			USB Outlets in Bed and Living Areas	RVIA Certification	

*Some Mercedes-Benz features listed may not be available on all chassis.



Width: 7' 11" (2,416mm)

Height Including AC
10' 6"
(3,200 mm)



Wheelbase: 170" (4,326 mm)

Overall Length: 25' 1" (7,645 mm)

Specifications	U24MB	U24FX	U24CB	U24RL	U24TB	U24IB
GVWR	11,030 lb (5,003 kg)	11,030 lb (5,003 kg)	11,030 lb (5,003 kg)	11,030 lb (5,003 kg)	11,030 lb (5,003 kg)	11,030 lb (5,003 kg)
Wheelbase	170" (4,326 mm)	170" (4,326 mm)	170" (4,326 mm)	170" (4,326 mm)	170" (4,326 mm)	170" (4,326 mm)
Length	25'1" (7,645 mm)	25'1" (7,645 mm)	25'1" (7,645 mm)	25'1" (7,645 mm)	25'1" (7,645 mm)	25'1" (7,645 mm)
Width	7' 11" (2,416 mm)	7' 11" (2,416 mm)	7' 11" (2,416 mm)	7' 11" (2,416 mm)	7'11" (2,416 mm)	7' 11" (2,416 mm)
Height Including Air Conditioning	10'6" (3,200 mm)	10'6" (3,200 mm)	10'6" (3,200 mm)	10'6" (3,200 mm)	10'6" (3,200 mm)	10'6" (3,200 mm)
Interior Height	6'5" (1,958 mm)	6'5" (1,958 mm)	6'5" (1,958 mm)	6'5" (1,958 mm)	6'5" (1,958 mm)	6'5" (1,958 mm)
Fresh Water Capacity	25.6 US gal (97 L)	25.6 US gal (97 L)	36.5 US gal (138 L)	25.6 US gal (97 L)	36.5 US gal (138 L)	36.5 US gal (138 L)
Grey Holding Tank Capacity	35 US gal (133 L)	35 US gal (133 L)	35 US gal (133 L)	35 US gal (133 L)	35 US gal (133 L)	35 US gal (133 L)
Black Holding Tank Capacity	30.6 US gal (116 L)	30.6 US gal (116 L)	30.6 US gal (116 L)	30.6 US gal (116 L)	30.6 US gal (116 L)	30.6 US gal (116 L)
Fuel Capacity	24.5 US gal (93 L)	24.5 US gal (93 L)	24.5 US gal (93 L)	24.5 US gal (93 L)	24.5 US gal (93 L)	24.5 US gal (93 L)
Propane Capacity*	15.8 US gal (59.8 L)	15.8 US gal (59.8 L)	15.8 US gal (59.8 L)	15.8 US gal (59.8 L)	15.8 US gal (59.8 L)	15.8 US gal (59.8 L)
Primary Bed	Manual Murphy Bed (68" x 76" Sleeping Area) with Adjustable Backrests	Manual Murphy Bed (68" x 76" Sleeping Area) with Adjustable Backrests	Corner Bed with Decorative Bedspread (52" x 76" Sleeping Area)	Manual Murphy Bed (58" x 74" Sleeping Area)	Twin Bed/King Bed with Decorative Bedspreads (2-34"x76" or 1-88"x76" Sleeping Area)	Island Bed with Decorative Bedspread (58" x 74" Sleeping Area)
Secondary Bed			Ultraleather® Booth Dinette with Easy Lift Table (40" x 68" Sleeping Area)	Optional Inflatable Bed for Front Dinette (45" x 88" Sleeping Area)	Optional Inflatable Bed for Front Dinette (45" x 88" Sleeping Area)	Optional Inflatable Bed for Front Dinette (45" x 88" Sleeping Area)
Primary TV	40" Smart with TV Lift, Sound Bar, Subwoofer	28" with Sound Bar	28" with Sound Bar	32" Smart with Sound Bar	28" with Sound Bar	28" with Sound Bar
Secondary TV	-	24"	24"	28" with Sound Bar	24"	24"
Exterior Storage Capacity	55 ft ³ (1,557 L)	34 ft ³ (963 L)	36 ft ³ (1,019 L)	30 ft ³ (850 L)	54 ft ³ (1,529 L)	63 ft ³ (1,784 L)

*Actual filled propane tank capacity is 80% of listing due to overfilling prevention device on tank. Please visit leisurevans.com for a comprehensive list of standard & optional equipment.



Width: 7' 11" (2,416mm)

Height Including AC
10' 6"
(3,200 mm)



Wheelbase: 170" (4,326 mm)

Overall Length: 25' 1" (7,645 mm)

Specifications	U24MB	U24FX	U24CB	U24RL	U24TB	U24IB
GVWR	11,030 lb (5,003 kg)	11,030 lb (5,003 kg)	11,030 lb (5,003 kg)	11,030 lb (5,003 kg)	11,030 lb (5,003 kg)	11,030 lb (5,003 kg)
Wheelbase	170" (4,326 mm)	170" (4,326 mm)	170" (4,326 mm)	170" (4,326 mm)	170" (4,326 mm)	170" (4,326 mm)
Length	25'1" (7,645 mm)	25'1" (7,645 mm)	25'1" (7,645 mm)	25'1" (7,645 mm)	25'1" (7,645 mm)	25'1" (7,645 mm)
Width	7' 11" (2,416 mm)	7' 11" (2,416 mm)	7' 11" (2,416 mm)	7' 11" (2,416 mm)	7'11" (2,416 mm)	7' 11" (2,416 mm)
Height Including Air Conditioning	10'6" (3,200 mm)	10'6" (3,200 mm)	10'6" (3,200 mm)	10'6" (3,200 mm)	10'6" (3,200 mm)	10'6" (3,200 mm)
Interior Height	6'5" (1,958 mm)	6'5" (1,958 mm)	6'5" (1,958 mm)	6'5" (1,958 mm)	6'5" (1,958 mm)	6'5" (1,958 mm)
Fresh Water Capacity	25.6 US gal (97 L)	25.6 US gal (97 L)	36.5 US gal (138 L)	25.6 US gal (97 L)	36.5 US gal (138 L)	36.5 US gal (138 L)
Grey Holding Tank Capacity	35 US gal (133 L)	35 US gal (133 L)	35 US gal (133 L)	35 US gal (133 L)	35 US gal (133 L)	35 US gal (133 L)
Black Holding Tank Capacity	30.6 US gal (116 L)	30.6 US gal (116 L)	30.6 US gal (116 L)	30.6 US gal (116 L)	30.6 US gal (116 L)	30.6 US gal (116 L)
Fuel Capacity	24.5 US gal (93 L)	24.5 US gal (93 L)	24.5 US gal (93 L)	24.5 US gal (93 L)	24.5 US gal (93 L)	24.5 US gal (93 L)
Propane Capacity*	15.8 US gal (59.8 L)	15.8 US gal (59.8 L)	15.8 US gal (59.8 L)	15.8 US gal (59.8 L)	15.8 US gal (59.8 L)	15.8 US gal (59.8 L)
Primary Bed	Manual Murphy Bed (68" x 76" Sleeping Area) with Adjustable Backrests	Manual Murphy Bed (68" x 76" Sleeping Area) with Adjustable Backrests	Corner Bed with Decorative Bedspread (52" x 76" Sleeping Area)	Manual Murphy Bed (58" x 74" Sleeping Area)	Twin Bed/King Bed with Decorative Bedspreads (2-34"x76" or 1-88"x76" Sleeping Area)	Island Bed with Decorative Bedspread (58" x 74" Sleeping Area)
Secondary Bed			Ultraleather® Booth Dinette with Easy Lift Table (40" x 68" Sleeping Area)	Optional Inflatable Bed for Front Dinette (45" x 88" Sleeping Area)	Optional Inflatable Bed for Front Dinette (45" x 88" Sleeping Area)	Optional Inflatable Bed for Front Dinette (45" x 88" Sleeping Area)
Primary TV	40" Smart with TV Lift, Sound Bar, Subwoofer	28" with Sound Bar	28" with Sound Bar	32" Smart with Sound Bar	28" with Sound Bar	28" with Sound Bar
Secondary TV	-	24"	24"	28" with Sound Bar	24"	24"
Exterior Storage Capacity	55 ft ³ (1,557 L)	34 ft ³ (963 L)	36 ft ³ (1,019 L)	30 ft ³ (850 L)	54 ft ³ (1,529 L)	63 ft ³ (1,784 L)

*Actual filled propane tank capacity is 80% of listing due to overfilling prevention device on tank. Please visit leisurevans.com for a comprehensive list of standard & optional equipment.

WONDER



Due to ongoing supply constraints, some Ford Transit features shown may not be available on all chassis

WONDER



Due to ongoing supply constraints, some Ford Transit features shown may not be available on all chassis







Wonder Rear Twin Bed Shown



Floorplans



Rear Lounge | W24RL



Rear Twin Bed | W24RTB



Front Twin Bed | W24FTB

Floorplans



Rear Lounge | W24RL



Rear Twin Bed | W24RTB



Front Twin Bed | W24FTB



Wonder Rear Lounge shown with Natural Rift cabinetry, Bianco White cabinetry upgrade, Antarctica countertops, and Fog upholstery.

Wonder Rear Lounge | W24RL

Where luxury and nature meet.

Built on the impressive Ford Transit Chassis, the Wonder Rear Lounge features an innovative layout with two unique multi-purpose living spaces, creating a coach that easily adapts to your lifestyle and needs. Adjacent to the generous galley, find a removable front dinette that comfortably seats four and easily converts to a second bed (optional) for overnight guests. At the rear, a residential-style sectional sofa with two built-in lounge chairs and near floor-to-ceiling windows transforms into a luxurious master bedroom, thanks to a modern Murphy bed system.



Wonder Rear Lounge shown with Natural Rift cabinetry, Bianco White cabinetry upgrade, Antarctica countertops, and Fog upholstery.

Wonder Rear Lounge | W24RL

Where luxury and nature meet.

Built on the impressive Ford Transit Chassis, the Wonder Rear Lounge features an innovative layout with two unique multi-purpose living spaces, creating a coach that easily adapts to your lifestyle and needs. Adjacent to the generous galley, find a removable front dinette that comfortably seats four and easily converts to a second bed (optional) for overnight guests. At the rear, a residential-style sectional sofa with two built-in lounge chairs and near floor-to-ceiling windows transforms into a luxurious master bedroom, thanks to a modern Murphy bed system.



- ◆ The spacious rear lounge area is equipped with a 32-inch TV with sound bar, and sectional sofa with two power recliner seats.
- ◆ Three oversized, expansive rear windows offer an abundance of natural light and immersive views of the outdoors.

- ◆ A 58-inch × 74-inch Murphy bed transforms the rear into a luxurious master bedroom.
- ◆ The large galley makes cooking on the road a joy, thanks to a generous Corian® countertop with flip-down extension, deep stainless steel sink, and premium appliances.

- ◆ Stylish ceiling panels provide soft, diffused lighting throughout the space.
- ◆ A centralized touchscreen display or mobile app can be used to control lighting, heating and cooling, tank and battery level monitoring, and more.



- ◆ The spacious rear lounge area is equipped with a 32-inch TV with sound bar, and sectional sofa with two power recliner seats.
- ◆ Three oversized, expansive rear windows offer an abundance of natural light and immersive views of the outdoors.

- ◆ A 58-inch × 74-inch Murphy bed transforms the rear into a luxurious master bedroom.
- ◆ The large galley makes cooking on the road a joy, thanks to a generous Corian® countertop with flip-down extension, deep stainless steel sink, and premium appliances.

- ◆ Stylish ceiling panels provide soft, diffused lighting throughout the space.
- ◆ A centralized touchscreen display or mobile app can be used to control lighting, heating and cooling, tank and battery level monitoring, and more.



Wonder Rear Twin Bed shown with Natural Rift cabinetry, Concrete countertops, and Earth upholstery.



Wonder Rear Twin Bed | W24RTB

Designed for adventure.

The Wonder Rear Twin Bed completely reimagines what's possible in a sub-25-foot floorplan, offering a separate bedroom at the rear with convertible twin beds that can be joined to create one large bed. A full-size 3-piece lavatory with an enclosed shower and one of the largest galleys in the Leisure Travel Vans lineup further enhances comfort and livability. Finally, the Wonder Rear Twin Bed takes exploring to another level with an exterior pass-through garage.



Wonder Rear Twin Bed shown with Natural Rift cabinetry, Concrete countertops, and Earth upholstery.



Wonder Rear Twin Bed | W24RTB

Designed for adventure.

The Wonder Rear Twin Bed completely reimagines what's possible in a sub-25-foot floorplan, offering a separate bedroom at the rear with convertible twin beds that can be joined to create one large bed. A full-size 3-piece lavatory with an enclosed shower and one of the largest galleys in the Leisure Travel Vans lineup further enhances comfort and livability. Finally, the Wonder Rear Twin Bed takes exploring to another level with an exterior pass-through garage.



- ◆ The convenient pass-through, garage-style exterior storage is large enough to fit two full-sized bicycles and much more, so you can bring everything you need to explore with ease.
- ◆ The convertible 32-inch x 76-inch twin beds can be moved together to form a large bed that is wider than a residential queen-sized bed.

- ◆ Ingenious deep, hanging wardrobes are conveniently located beneath each twin bed.
- ◆ An optional integrated side-mount exterior table makes dining and entertaining outdoors even more convenient, and easily folds for neat storage in the garage when not in use.

- ◆ A centralized touchscreen display or mobile app can be used to control lighting, heating and cooling, tank and battery level monitoring, and more.
- ◆ The large galley features smart features like a flip-down Corian® countertop extension and expandable dinette, making both cooking and dining a dream.



- ◆ The convenient pass-through, garage-style exterior storage is large enough to fit two full-sized bicycles and much more, so you can bring everything you need to explore with ease.
- ◆ The convertible 32-inch × 76-inch twin beds can be moved together to form a large bed that is wider than a residential queen-sized bed.

- ◆ Ingenious deep, hanging wardrobes are conveniently located beneath each twin bed.
- ◆ An optional integrated side-mount exterior table makes dining and entertaining outdoors even more convenient, and easily folds for neat storage in the garage when not in use.

- ◆ A centralized touchscreen display or mobile app can be used to control lighting, heating and cooling, tank and battery level monitoring, and more.
- ◆ The large galley features smart features like a flip-down Corian® countertop extension and expandable dinette, making both cooking and dining a dream.



Wonder Front Twin Bed shown with Cashmere cabinetry, Antarctica countertops, and Mountain upholstery.



Wonder Front Twin Bed | W24FTB

Room to explore.

The expansive layout of the Wonder Front Twin Bed brings a new level of comfort to the RV lifestyle. Step inside and be greeted by a wide-open space that stretches nearly the length of the coach. Flowing seamlessly into the large galley, the multi-use front area serves as lounging, entertainment, and dining space by day and converts to twin beds or one large bed by night. The floorplan is completed by a large lavatory at the rear and ample interior and exterior storage throughout, all finished with the utmost attention to style and quality.




Wonder Front Twin Bed shown with Cashmere cabinetry, Antarctica countertops, and Mountain upholstery.



Wonder Front Twin Bed | W24FTB

Room to explore.


The expansive layout of the Wonder Front Twin Bed brings a new level of comfort to the RV lifestyle. Step inside and be greeted by a wide-open space that stretches nearly the length of the coach. Flowing seamlessly into the large galley, the multi-use front area serves as lounging, entertainment, and dining space by day and converts to twin beds or one large bed by night. The floorplan is completed by a large lavatory at the rear and ample interior and exterior storage throughout, all finished with the utmost attention to style and quality.



- ◆ The convertible 32-inch × 76-inch twin beds can be slid together to form a large bed that is wider than a residential queen-sized bed.
- ◆ A 30-inch × 32-inch enclosed shower and stylish medicine cabinet are included in the spacious lavatory.

- ◆ The ergonomic galley includes a two-door, 6.7 cubic feet fridge/freezer and convection microwave alongside an exceptionally large Corian® Solid Surface countertop.
- ◆ A well-appointed entertainment unit features a swing-out 28-inch LED TV, Bluetooth sound bar, and Smart Blu-ray player.

- ◆ An impressive 48 cubic feet of exterior storage, including a large rear storage compartment, makes organization and packing simple.
- ◆ A centralized touchscreen display or mobile app can be used to control lighting, heating and cooling, tank and battery level monitoring, and more.



- ◆ The convertible 32-inch × 76-inch twin beds can be slid together to form a large bed that is wider than a residential queen-sized bed.
- ◆ A 30-inch × 32-inch enclosed shower and stylish medicine cabinet are included in the spacious lavatory.

- ◆ The ergonomic galley includes a two-door, 6.7 cubic feet fridge/freezer and convection microwave alongside an exceptionally large Corian® Solid Surface countertop.
- ◆ A well-appointed entertainment unit features a swing-out 28-inch LED TV, Bluetooth sound bar, and Smart Blu-ray player.

- ◆ An impressive 48 cubic feet of exterior storage, including a large rear storage compartment, makes organization and packing simple.
- ◆ A centralized touchscreen display or mobile app can be used to control lighting, heating and cooling, tank and battery level monitoring, and more.

Cabinetry



Natural Rift

Upholstery

Captain's chair shown.



Fog Ultraleather®



Earth Ultraleather®



Mountain Ultraleather®

Cabinetry



Natural Rift

Upholstery

Captain's chair shown.



Fog Ultraleather®



Earth Ultraleather®



Mountain Ultraleather®



Cashmere

Countertops



Antarctica Corian®



Concrete Corian®

Cabinetry Upgrade



Bianco White FENIX NTM®

Fabric



Bedding

Wheels



Aluminum Alloy Wheels
Standard



Cashmere

Countertops



Antarctica Corian®




Concrete Corian®

Cabinetry Upgrade



Bianco White FENIX NTM®

Fabric



Bedding

Wheels



Aluminum Alloy Wheels
Standard

Exterior Paint Options



Euro Sport



Silver



Glacier



Atlantic Blue

Exterior Paint Options



Euro Sport



Silver



Glacier



Atlantic Blue



Graphite



Shadow



White Suede



Champagne



Graphite



Shadow



White Suede



Champagne

Options



4.0 kW Gas Generator (Mandatory Option)
With Auto Start and Auto Changeover Switch

Ford Transit Chassis with Intelligent All-Wheel Drive



Auto-Acquisition Satellite Dish



Dual 100 Ah 12 V Lithium Coach Batteries
With Built-in Heating Function



Rigid Solar Panels with Control Panel
200 W or 400 W

Options



4.0 kW Gas Generator (Mandatory Option)
With Auto Start and Auto Changeover Switch

Ford Transit Chassis with Intelligent All-Wheel Drive



Auto-Acquisition Satellite Dish



Dual 100 Ah 12 V Lithium Coach Batteries
With Built-in Heating Function



Rigid Solar Panels with Control Panel
200 W or 400 W



Exterior Ladder



Exterior Table



Cabinetry Upgrade
FENIX NTM® Matte Overhead Cabinet Doors



Inflatable Bed for Front Dinette
45" x 88" Sleeping Area (RL, RTB)



Keyless Entrance Door



Macerator Sewage Discharge
With Manual Disconnect

Unity shown.



Exterior Ladder



Exterior Table



Cabinetry Upgrade
FENIX NTM® Matte Overhead Cabinet Doors



Inflatable Bed for Front Dinette
45" x 88" Sleeping Area (RL, RTB)



Keyless Entrance Door



Macerator Sewage Discharge
With Manual Disconnect

Unity shown.

Chassis*

Ford Transit Dual Rear Wheel Chassis (178" Wheelbase/11,000 lb GVWR), 3.5 L Eco-Boost V6 Gas (310 hp/400 ft-lb Torque) with 10-Speed Automatic Transmission, Tow Haul Mode. *Available with Optional Intelligent All-Wheel Drive (AWD).*

250 A Alternator

Adaptive Cruise Control

Air Conditioning

Aluminum Alloy Wheels

Concealed Locking Fuel Filler

Driver and Passenger Exterior Courtesy Light

Fog Lamps

HID Headlamps

Illuminated Sun Visors

Multifunctional Steering Wheel with Tilt/Telescopic Function

Post-Collision Braking, Pre-Collision Assist with Auto Emergency Braking, Auto High Beam Headlamps, Lane Keeping System, Forward Collision Warning and Side Curtain Airbag

Power Windows and Door Locks

Power/Heated Exterior Mirrors with Convex and Turn Signal

Privacy Drape in Cab

Rear Hitch Receiver with 7-Pin Connector

Rear View Mirror

Remote Start

Removable Carpeted Floor Mat

SYNC® 3 8" Touchscreen Multimedia Center with AM/FM/SiriusXM/Navigation/Rear View Camera

Tire Pressure Monitoring System

Ultraleather® Cab Seats with Armrests/Adjustable Lumbar Support/Recline, 4-way Manual, Swivel Bases

**Some Ford Transit features listed may not be available on all chassis.*

Vehicular

2-Year Roadside Assistance

Powder Coated Steel and Aluminum Undercarriage Support Structure

Construction

Frameless Tinted All Glass Awning Style Windows

Vacuum Bonded Aluminum Framed Insulated Contoured Sidewalls with Fiberglass Exterior

Vacuum Bonded Aluminum Framed Insulated Domed Roof with Fiberglass Exterior

Vacuum Bonded Aluminum Framed Insulated Floor with Composite Exterior

Exterior

Chrome Automotive Style "LTV" Branding

Contoured Entrance Door with Screen Door and Window

Contoured Fiberglass Baggage Doors with Top Continuous Hinge and Draw Tight Latches

Illuminated Assist Handle

Large Exterior Storage Compartment with Lights (FTB)

Large Pass Through Exterior Storage Compartment with Bicycle/Cargo Slide (RTB)

LED Patio Light

Painted Color Matched Front Bumper

Painted Fiberglass Running Boards and Flares

Painted Full Body with Clear Coat

Powered Retractable Entrance Step

Water Pump Switch in Utility Center

Interior

Coach Floor Extension (RL)

Curved Soft Close Overhead Cabinetry Doors with Hidden Catch

Dry Chemical Fire Extinguisher

Full Extension Ball Bearing Soft Close Drawer Tracks

Illuminated Assist Handle

LED Aisle Lighting and Above Cabinet Hidden Accent Lights

LED Ceiling Light Panels with Dimmer in Bedroom and Living Areas (RL)

LED Ceiling Lighting with Dimmer in Bedroom and Living Areas (RTB, FTB)

LED Recessed Strip Lighting Under Overhead Cabinets

Opening Skylight with Screen and Shade

Roller Shades

Smoke, LP and CO Detectors

Soft Vinyl Ceiling Headliner

Tile Look Vinyl Flooring Throughout

Furniture

Cloth Fabric Dinette with Flexible Seating/Dining Arrangements (FTB)

Ultraleather® Dinette with Flexible Seating/Dining Arrangements (RL, RTB)

Galley

Accessory Rail

Contoured Solid Surface Corian® Countertop

Convection Microwave Oven

Countertop Extension (RL, RTB)

Double Door, 3-way, 6.7 ft³ Refrigerator Freezer

Flush Mount LP Cooktop with Hinged Glass Cover

Garbage Can

Pull-Out Pantry (RL, RTB)

Stainless Steel Backsplash

Stainless Steel Undermount Sink with Sink Cover

Lavatory

Accessory Rail

Ceramic Foot Flush Toilet with Hand Sprayer (FTB)

Ceramic Macerator Toilet (RL, RTB)

Flip Down Towel Bar in Shower

Grab Handle in Shower

Medicine Cabinet

Retractable Self Cleaning Shower Screen

Robe Hook in Shower

Shower with Integrated Storage

Shower Skylight

Stainless Steel Undermount Sink

Entertainment

Exterior Cable TV Hookup

Mobile Data/WiFi Extender with Integrated TV Antenna

Satellite Dish Pre-Wire

Smart Blu-ray Player

USB Outlets in Bed and Living Areas

Heating, Ventilating, and Air Conditioning

Furnace – 16,000 BTU

Lavatory Fan and Galley Fan

Low Profile 15,000 BTU Air Conditioner with Heat Pump

Electrical

120 V GFI Receptacle (Patio, Galley, and Lavatory Protected)

12 V Battery Disconnect

2000 W Pure Sine Inverter with 80 A Battery Charger

30 ft Power Cord – 30 A

Dual 6 V AGM Coach Batteries

MultiPlex Wiring Control System

Rear Storage 12 V Power Receptacle (RTB)

Surge Protector

Plumbing and LP Systems

Antifreeze Pick Up Kit

Black Tank Flushing System

Contained Sewer Hose

Exterior Shower

LP Tank

Multiple Water Pump Switches

Quick Connect Exterior Accessory LP Outlet

Tank Level, Battery Monitoring Panel

Truma AquaGo Comfort Plus Water Heater

Water Heater By-Pass Valve

Water Selector Valve (City Water or Water Tank Fill)

Awning Packages

Powered Box Awning with LED Lights

Certification

Canadian Certification – Mandatory for Canada (Optional)

RVIA Certification

Warranty

Ford – Basic Limited
3 Years/60,000 km (36,000 miles)

Ford Powertrain – Powertrain Limited
5 Years/100,000 km (60,000 miles)

Triple E RV –
2 Year Limited Coverage/40,000 km (24,000 miles)

Optional Equipment

AWD – Ford Transit Chassis with Intelligent All-Wheel Drive

Exterior Ladder – 2-piece

Exterior Table

Front Dinette inflatable Mattress Kit (RL, RTB)

Generator – 4.0 kW Onan Gas with Auto Start and Auto Changeover Switch (Mandatory Option)

Lithium Battery Upgrade – Dual 100 Ah 12 V Lithium Coach Batteries with Internal Heating System

Macerator – Termination with Manual Disconnect

Overhead Cabinet Door Upgrade – Bianco White FENIX NTM® Matte

Remote Key Fob Entry – Coach Entrance Door

Satellite – Auto Acquisition Winegard Road Trip 4 (DirectSD, DishHD, BellHD)

Solar Panels – Rigid Low Profile with control panel – 200 W

Solar Panels – Rigid Low Profile with control panel – 400 W

Chassis*

Ford Transit Dual Rear Wheel Chassis (178" Wheelbase/11,000 lb GVWR), 3.5 L Eco-Boost V6 Gas (310 hp/400 ft-lb Torque) with 10-Speed Automatic Transmission, Tow Haul Mode. *Available with Optional Intelligent All-Wheel Drive (AWD).*

250 A Alternator

Adaptive Cruise Control

Air Conditioning

Aluminum Alloy Wheels

Concealed Locking Fuel Filler

Driver and Passenger Exterior Courtesy Light

Fog Lamps

HID Headlamps

Illuminated Sun Visors

Multifunctional Steering Wheel with Tilt/Telescopic Function

Post-Collision Braking, Pre-Collision Assist with Auto Emergency Braking, Auto High Beam Headlamps, Lane Keeping System, Forward Collision Warning and Side Curtain Airbag

Power Windows and Door Locks

Power/Heated Exterior Mirrors with Convex and Turn Signal

Privacy Drape in Cab

Rear Hitch Receiver with 7-Pin Connector

Rear View Mirror

Remote Start

Removable Carpeted Floor Mat

SYNC® 3 8" Touchscreen Multimedia Center with AM/FM/SiriusXM/Navigation/Rear View Camera

Tire Pressure Monitoring System

Ultraleather® Cab Seats with Armrests/Adjustable Lumbar Support/Recline, 4-way Manual, Swivel Bases

**Some Ford Transit features listed may not be available on all chassis.*

Vehicular

2-Year Roadside Assistance

Powder Coated Steel and Aluminum Undercarriage Support Structure

Construction

Frameless Tinted All Glass Awning Style Windows

Vacuum Bonded Aluminum Framed Insulated Contoured Sidewalls with Fiberglass Exterior

Vacuum Bonded Aluminum Framed Insulated Domed Roof with Fiberglass Exterior

Vacuum Bonded Aluminum Framed Insulated Floor with Composite Exterior

Exterior

Chrome Automotive Style "LTV" Branding

Contoured Entrance Door with Screen Door and Window

Contoured Fiberglass Baggage Doors with Top Continuous Hinge and Draw Tight Latches

Illuminated Assist Handle

Large Exterior Storage Compartment with Lights (FTB)

Large Pass Through Exterior Storage Compartment with Bicycle/Cargo Slide (RTB)

LED Patio Light

Painted Color Matched Front Bumper

Painted Fiberglass Running Boards and Flares

Painted Full Body with Clear Coat

Powered Retractable Entrance Step

Water Pump Switch in Utility Center

Interior

Coach Floor Extension (RL)

Curved Soft Close Overhead Cabinetry Doors with Hidden Catch

Dry Chemical Fire Extinguisher

Full Extension Ball Bearing Soft Close Drawer Tracks

Illuminated Assist Handle

LED Aisle Lighting and Above Cabinet Hidden Accent Lights

LED Ceiling Light Panels with Dimmer in Bedroom and Living Areas (RL)

LED Ceiling Lighting with Dimmer in Bedroom and Living Areas (RTB, FTB)

LED Recessed Strip Lighting Under Overhead Cabinets

Opening Skylight with Screen and Shade

Roller Shades

Smoke, LP and CO Detectors

Soft Vinyl Ceiling Headliner

Tile Look Vinyl Flooring Throughout

Furniture

Cloth Fabric Dinette with Flexible Seating/Dining Arrangements (FTB)

Ultraleather® Dinette with Flexible Seating/Dining Arrangements (RL, RTB)

Galley

Accessory Rail

Contoured Solid Surface Corian® Countertop

Convection Microwave Oven

Countertop Extension (RL, RTB)

Double Door, 3-way, 6.7 ft³ Refrigerator Freezer

Flush Mount LP Cooktop with Hinged Glass Cover

Garbage Can

Pull-Out Pantry (RL, RTB)

Stainless Steel Backsplash

Stainless Steel Undermount Sink with Sink Cover

Lavatory

Accessory Rail

Ceramic Foot Flush Toilet with Hand Sprayer (FTB)

Ceramic Macerator Toilet (RL, RTB)

Flip Down Towel Bar in Shower

Grab Handle in Shower

Medicine Cabinet

Retractable Self Cleaning Shower Screen

Robe Hook in Shower

Shower with Integrated Storage

Shower Skylight

Stainless Steel Undermount Sink

Entertainment

Exterior Cable TV Hookup

Mobile Data/WiFi Extender with Integrated TV Antenna

Satellite Dish Pre-Wire

Smart Blu-ray Player

USB Outlets in Bed and Living Areas

Heating, Ventilating, and Air Conditioning

Furnace – 16,000 BTU

Lavatory Fan and Galley Fan

Low Profile 15,000 BTU Air Conditioner with Heat Pump

Electrical

120 V GFI Receptacle (Patio, Galley, and Lavatory Protected)

12 V Battery Disconnect

2000 W Pure Sine Inverter with 80 A Battery Charger

30 ft Power Cord – 30 A

Dual 6 V AGM Coach Batteries

MultiPlex Wiring Control System

Rear Storage 12 V Power Receptacle (RTB)

Surge Protector

Plumbing and LP Systems

Antifreeze Pick Up Kit

Black Tank Flushing System

Contained Sewer Hose

Exterior Shower

LP Tank

Multiple Water Pump Switches

Quick Connect Exterior Accessory LP Outlet

Tank Level, Battery Monitoring Panel

Truma AquaGo Comfort Plus Water Heater

Water Heater By-Pass Valve

Water Selector Valve (City Water or Water Tank Fill)

Awning Packages

Powered Box Awning with LED Lights

Certification

Canadian Certification – Mandatory for Canada (Optional)

RVIA Certification

Warranty

Ford – Basic Limited
3 Years/60,000 km (36,000 miles)

Ford Powertrain – Powertrain Limited
5 Years/100,000 km (60,000 miles)

Triple E RV –
2 Year Limited Coverage/40,000 km (24,000 miles)

Optional Equipment

AWD – Ford Transit Chassis with Intelligent All-Wheel Drive

Exterior Ladder – 2-piece

Exterior Table

Front Dinette inflatable Mattress Kit (RL, RTB)

Generator – 4.0 kW Onan Gas with Auto Start and Auto Changeover Switch (Mandatory Option)

Lithium Battery Upgrade – Dual 100 Ah 12 V Lithium Coach Batteries with Internal Heating System

Macerator – Termination with Manual Disconnect

Overhead Cabinet Door Upgrade – Bianco White FENIX NTM® Matte

Remote Key Fob Entry – Coach Entrance Door

Satellite – Auto Acquisition Winegard Road Trip 4 (DirectSD, DishHD, BellHD)

Solar Panels – Rigid Low Profile with control panel – 200 W

Solar Panels – Rigid Low Profile with control panel – 400 W



Width: 7' 11" (2,416mm)

Height Including AC
9' 11.5"
(3,035 mm)



Wheelbase: 178" (4,522 mm)

Overall Length: 24' 9" (7,544 mm)

Specifications	W24RL	W24RTB	W24FTB
GVWR	11,000 lb (4,990 kg)	11,000 lb (4,990 kg)	11,000 lb (4,990 kg)
Wheelbase	178" (4,522 mm)	178" (4,522 mm)	178" (4,522 mm)
Length	24' 9" (7,544 mm)	24' 9" (7,544 mm)	24' 9" (7,544 mm)
Width	7' 11" (2,416 mm)	7' 11" (2,416 mm)	7' 11" (2,416 mm)
Height Including Air Conditioning	9' 11.5" (3,035 mm)	9' 11.5" (3,035 mm)	9' 11.5" (3,035 mm)
Interior Height	6' 5" (1,958 mm)	6' 5" (1,958 mm)	6' 5" (1,958 mm)
Fresh Water Capacity	33.5 US gal (127 L)	36.5 US gal (138 L)	33.5 US gal (127 L)
Grey Holding Tank Capacity	26.4 US gal (100 L)	26.4 US gal (100 L)	35 US gal (133 L)
Black Holding Tank Capacity	35 US gal (133 L)	26.4 US gal (100 L)	26.4 US gal (100 L)
Fuel Capacity	25 US gal (95 L)	25 US gal (95 L)	25 US gal (95 L)
Propane Capacity*	13.2 US gal (50 L)	13.2 US gal (50 L)	13.2 US gal (50 L)
Primary Bed	Manual Murphy Bed (58" x 74" Sleeping Area)	Twin Bed/Double Bed (2-32" x 76" or 1-64" x 76" Sleeping Area)	Twin Bed/Double Bed (2-32" x 76" or 1-64" x 76" Sleeping Area) with Toss Cushions
Secondary Bed	Optional Inflatable Bed for Front Dinette (45" x 88" Sleeping Area)	Optional Inflatable Bed for Front Dinette (45" x 88" Sleeping Area)	
Primary TV	28" with Sound Bar	28" with Sound Bar	28" with Sound Bar
Secondary TV	28" with Sound Bar	24"	-
Exterior Storage Capacity	15 ft ³ (425 L)	67 ft ³ (1,897 L)	48 ft ³ (1,359 L)

*Actual filled propane tank capacity is 80% of listing due to overfilling prevention device on tank.
Please visit leisurevans.com for a comprehensive list of standard & optional equipment.



Width: 7' 11" (2,416mm)

Height Including AC
9' 11.5"
(3,035 mm)



Wheelbase: 178" (4,522 mm)

Overall Length: 24' 9" (7,544 mm)

Specifications	W24RL	W24RTB	W24FTB
GVWR	11,000 lb (4,990 kg)	11,000 lb (4,990 kg)	11,000 lb (4,990 kg)
Wheelbase	178" (4,522 mm)	178" (4,522 mm)	178" (4,522 mm)
Length	24' 9" (7,544 mm)	24' 9" (7,544 mm)	24' 9" (7,544 mm)
Width	7' 11" (2,416 mm)	7' 11" (2,416 mm)	7' 11" (2,416 mm)
Height Including Air Conditioning	9' 11.5" (3,035 mm)	9' 11.5" (3,035 mm)	9' 11.5" (3,035 mm)
Interior Height	6' 5" (1,958 mm)	6' 5" (1,958 mm)	6' 5" (1,958 mm)
Fresh Water Capacity	33.5 US gal (127 L)	36.5 US gal (138 L)	33.5 US gal (127 L)
Grey Holding Tank Capacity	26.4 US gal (100 L)	26.4 US gal (100 L)	35 US gal (133 L)
Black Holding Tank Capacity	35 US gal (133 L)	26.4 US gal (100 L)	26.4 US gal (100 L)
Fuel Capacity	25 US gal (95 L)	25 US gal (95 L)	25 US gal (95 L)
Propane Capacity*	13.2 US gal (50 L)	13.2 US gal (50 L)	13.2 US gal (50 L)
Primary Bed	Manual Murphy Bed (58" x 74" Sleeping Area)	Twin Bed/Double Bed (2-32" x 76" or 1-64" x 76" Sleeping Area)	Twin Bed/Double Bed (2-32" x 76" or 1-64" x 76" Sleeping Area) with Toss Cushions
Secondary Bed	Optional Inflatable Bed for Front Dinette (45" x 88" Sleeping Area)	Optional Inflatable Bed for Front Dinette (45" x 88" Sleeping Area)	
Primary TV	28" with Sound Bar	28" with Sound Bar	28" with Sound Bar
Secondary TV	28" with Sound Bar	24"	-
Exterior Storage Capacity	15 ft ³ (425 L)	67 ft ³ (1,897 L)	48 ft ³ (1,359 L)

*Actual filled propane tank capacity is 80% of listing due to overfilling prevention device on tank.
Please visit leisurevans.com for a comprehensive list of standard & optional equipment.



MyLTV

MyLTV is the online home for Leisure Travel Vans owners. Within your personalized MyLTV dashboard you can learn more about your RV, join a Travelers Club, connect with other owners, earn rewards, view upcoming events and more.

leisurevans.com/myltv

Product Resources

MyLTV's Product Resources pages are where you go to learn all about your Leisure Travel Van. View your owner's manual or watch technical walkthrough videos showing you how to operate many features of your LTV.

Component Resource Library


View a list of many of the components found in your LTV, along with their respective serial numbers, manuals and warranty information.

Storage Dimensions

Find the storage dimensions of each cabinet within your LTV. This can be particularly useful if you have an LTV on order and would like to begin shopping for RV gear and accessories.

Help Center

Easily find answers to frequently asked questions in our ever-expanding Help Center. From how to get your WiFi working to de-winterizing your LTV, our Help Center will get you back to enjoying your LTV. Access the Help Center at ltv.travel/help



MyLTV

MyLTV is the online home for Leisure Travel Vans owners. Within your personalized MyLTV dashboard you can learn more about your RV, join a Travelers Club, connect with other owners, earn rewards, view upcoming events and more.

leisurevans.com/myltv

Product Resources

MyLTV's Product Resources pages are where you go to learn all about your Leisure Travel Van. View your owner's manual or watch technical walkthrough videos showing you how to operate many features of your LTV.

Component Resource Library

View a list of many of the components found in your LTV, along with their respective serial numbers, manuals and warranty information.

Storage Dimensions

Find the storage dimensions of each cabinet within your LTV. This can be particularly useful if you have an LTV on order and would like to begin shopping for RV gear and accessories.

Help Center

Easily find answers to frequently asked questions in our ever-expanding Help Center. From how to get your WiFi working to de-winterizing your LTV, our Help Center will get you back to enjoying your LTV. Access the Help Center at ltv.travel/help

Owners' Resources



Travelers Club

One of the many benefits of owning an LTV is the ability to join a Leisure Travelers Club in your area. Each regional club has a Club Leader that coordinates events and activities for their group. Learn more about the Leisure Travelers Club and how you can start connecting with other LTV owners today!

ltv.travel/clubs



Ambassador Rewards Program

MyLTV makes it easy to begin earning rewards for referring new customers to LTV. Request brochures, download pre-filled referral cards, submit claims and redeem your points, all within your MyLTV dashboard.

leisurevans.com/owners/arp

Newsletter

Stay informed with the Leisure Travel Vans email newsletter. Keep up to date on news, videos, product updates, promotions, and more. Sign up today!

leisurevans.com/newsletter



LTV Blog

Read stories that will make you feel like you were there, while igniting your desire to go. Find tips and advice that will enhance the time you spend in your home-on-wheels, and make it feel even more like home. Stay informed with the latest news and reviews. The LTV Blog is a source of ongoing inspiration that you don't want to miss.

leisurevans.com/blog



The Leisure List

The Leisure List is a regular feature of the LTV Blog where owners offer personal recommendations and insights, based on their own experiences, in an ever-widening range of topics. Make trip-planning easy, get ideas for customizations and accessories in your LTV, and even discover new meals to try on your next trip.

ltv.travel/leisure-list

Events

Visit our events calendar to learn more about upcoming RV shows, Leisure Travelers Club events, rallies and more.

leisurevans.com/events



Photo Contest

Each year we conduct an Annual Photo Contest. Hundreds of stunning photos are submitted from all over North America. Enter a favorite photo (or photos) from your adventures, featuring your LTV, and you'll be entered to win one of several grand prizes.

leisurevans.com/photocontest

EXPLORERS

Explorers Team

The Leisure Explorers Team program supports a community of RV travel enthusiasts who enjoy documenting and sharing their travels, tips and ideas with the world. Our goal is to inspire others to explore and discover new places to visit on their next RV adventure.

leisurevans.com/explorers

LTV Store

The LTV Online Store is stocked with high-quality, travel-tested goods and apparel, designed for a life spent outdoors.

shop.leisurevans.com

Owners' Resources



Travelers Club

One of the many benefits of owning an LTV is the ability to join a Leisure Travelers Club in your area. Each regional club has a Club Leader that coordinates events and activities for their group. Learn more about the Leisure Travelers Club and how you can start connecting with other LTV owners today!

lrv.travel/clubs



Ambassador Rewards Program

MyLTV makes it easy to begin earning rewards for referring new customers to LTV. Request brochures, download pre-filled referral cards, submit claims and redeem your points, all within your MyLTV dashboard.

leisurevans.com/owners/arp

Newsletter

Stay informed with the Leisure Travel Vans email newsletter. Keep up to date on news, videos, product updates, promotions, and more. Sign up today!

leisurevans.com/newsletter



LTV Blog

Read stories that will make you feel like you were there, while igniting your desire to go. Find tips and advice that will enhance the time you spend in your home-on-wheels, and make it feel even more like home. Stay informed with the latest news and reviews. The LTV Blog is a source of ongoing inspiration that you don't want to miss.

leisurevans.com/blog



The Leisure List

The Leisure List is a regular feature of the LTV Blog where owners offer personal recommendations and insights, based on their own experiences, in an ever-widening range of topics. Make trip-planning easy, get ideas for customizations and accessories in your LTV, and even discover new meals to try on your next trip.

lrv.travel/leisure-list

Events

Visit our events calendar to learn more about upcoming RV shows, Leisure Travelers Club events, rallies and more.

leisurevans.com/events



Photo Contest

Each year we conduct an Annual Photo Contest. Hundreds of stunning photos are submitted from all over North America. Enter a favorite photo (or photos) from your adventures, featuring your LTV, and you'll be entered to win one of several grand prizes.

leisurevans.com/photocontest

EXPLORERS

Explorers Team

The Leisure Explorers Team program supports a community of RV travel enthusiasts who enjoy documenting and sharing their travels, tips and ideas with the world. Our goal is to inspire others to explore and discover new places to visit on their next RV adventure.

leisurevans.com/explorers

LTV Store

The LTV Online Store is stocked with high-quality, travel-tested goods and apparel, designed for a life spent outdoors.

shop.leisurevans.com



TRIPLE E
RECREATIONAL VEHICLES

Triple E Recreational Vehicles
301 Roblin Blvd
Winkler, MB, Canada
R6W 4C4

leisurevans.com
Telephone: 1-204-325-4361
Toll-Free: 1-877-992-9906
Fax: 1-204-325-5241

Leisure Travel Vans is a brand of Triple E Canada Ltd. Product improvement is a continuing process at Triple E RV. We reserve the right to change specifications, standards and options on any and all products without prior notice; errors and omissions excepted. Triple E RV is under no obligation to undertake modifications to units manufactured prior to changes in specifications. Units may be shown with optional equipment. Photo accessories are not included. Brochure printed in Canada, November 2021.



Triple E Recreational Vehicles
301 Roblin Blvd
Winkler, MB, Canada
R6W 4C4

leisurevans.com
Telephone: 1-204-325-4361
Toll-Free: 1-877-992-9906
Fax: 1-204-325-5241

Leisure Travel Vans is a brand of Triple E Canada Ltd. Product improvement is a continuing process at Triple E RV. We reserve the right to change specifications, standards and options on any and all products without prior notice; errors and omissions excepted. Triple E RV is under no obligation to undertake modifications to units manufactured prior to changes in specifications. Units may be shown with optional equipment. Photo accessories are not included. Brochure printed in Canada, November 2021.