

# REVOLVE

by PALOMINO

TRAVEL TRAILERS



DON'T BE RESTRICTED BY THE GRID.

# REVOLVE

BY PALOMINO

TRAVEL TRAILERS



DON'T BE RESTRICTED BY THE GRID.



EV 3

# ADVENTURE AWAITS.

THE REVOLVE IS CHANGING THE WAY WE THINK ABOUT TRADITIONAL TRAVEL TRAILERS. With 1,000W of solar and a 400AH lithium battery, the Revolve allows more travel flexibility. A second 400AH battery can be optioned in to increase energy storage for extended stays. All REVOLVE units come with a battery monitor to easily manage your usage. Whether your destination is a campground, or the middle of nowhere, the Revolve is a feature packed trailer for all types of campers."



EV 3



ROOF MOUNTED SOLAR PANELS



100AMP CONTROLLER



RENOGY BATTERY



EV 3

# ADVENTURE AWAITS.

**THE REVOLVE IS CHANGING THE WAY WE THINK ABOUT TRADITIONAL TRAVEL TRAILERS.** With 1,000W of solar and a 400AH lithium battery, the Revolve allows more travel flexibility. A second 400AH battery can be optioned in to increase energy storage for extended stays. All REVOLVE units come with a battery monitor to easily manage your usage. Whether your destination is a campground, or the middle of nowhere, the Revolve is a feature packed trailer for all types of campers.”



EV 3



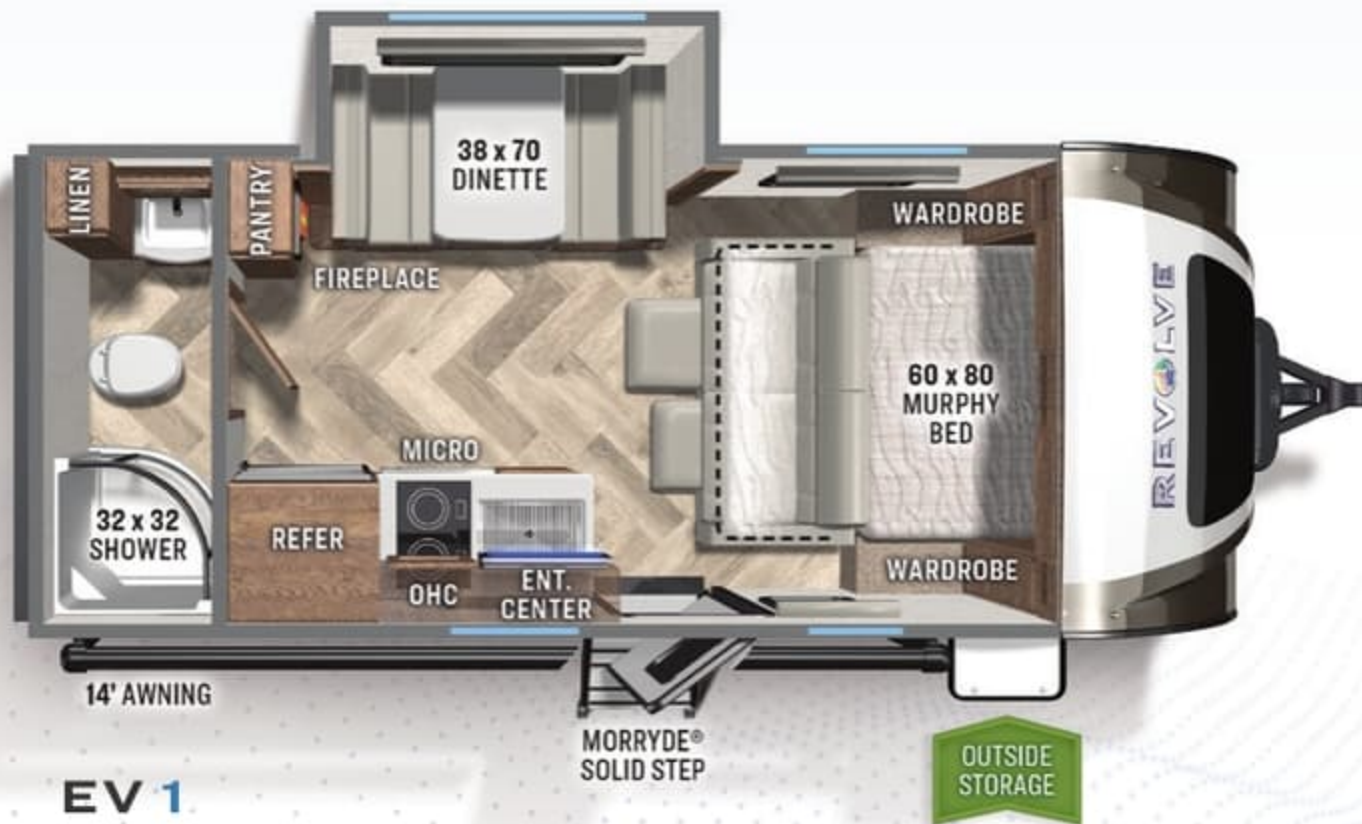
ROOF MOUNTED SOLAR PANELS



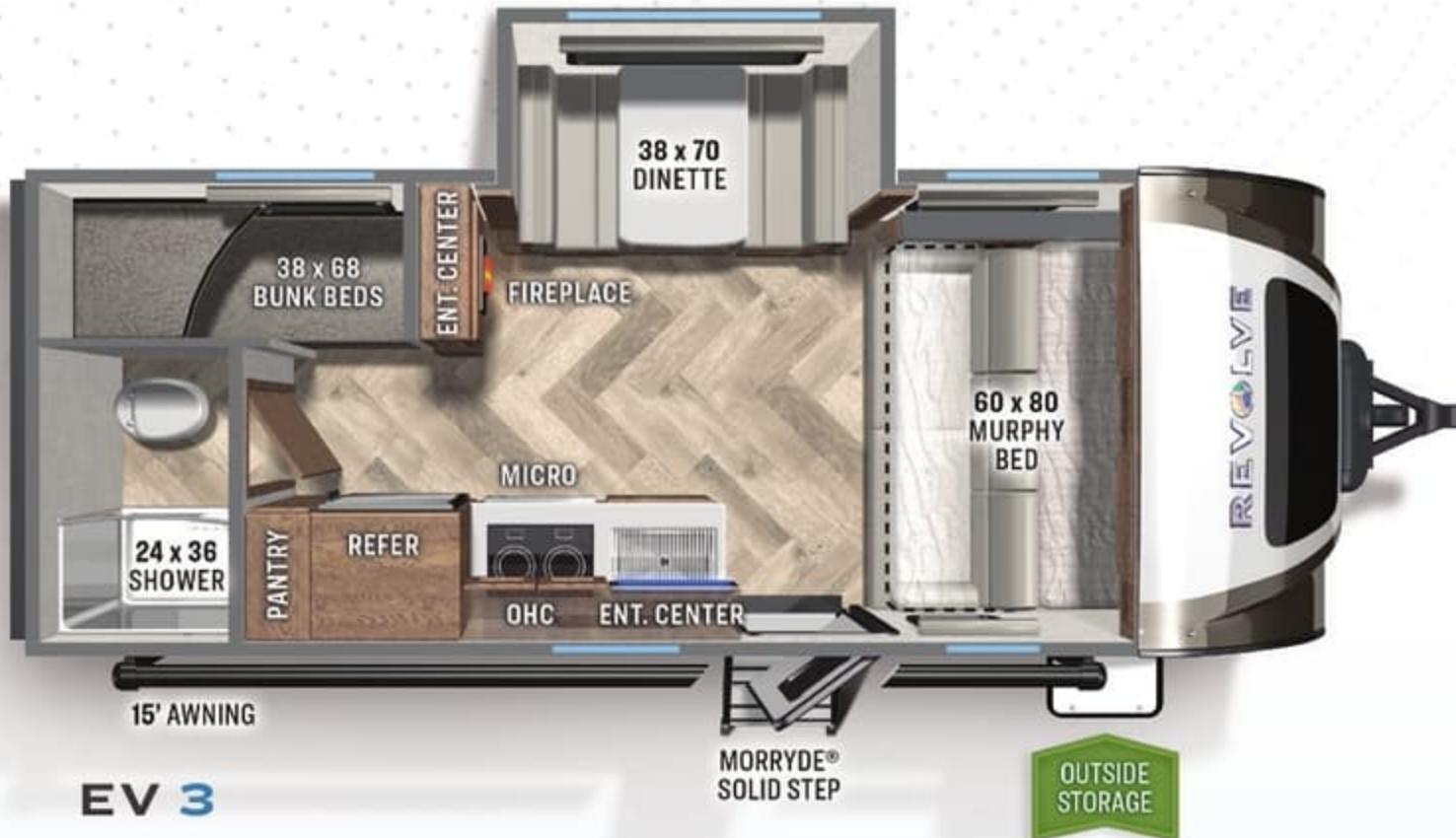
100AMP CONTROLLER



RENOGY BATTERY



**EV 1**



**EV 3**

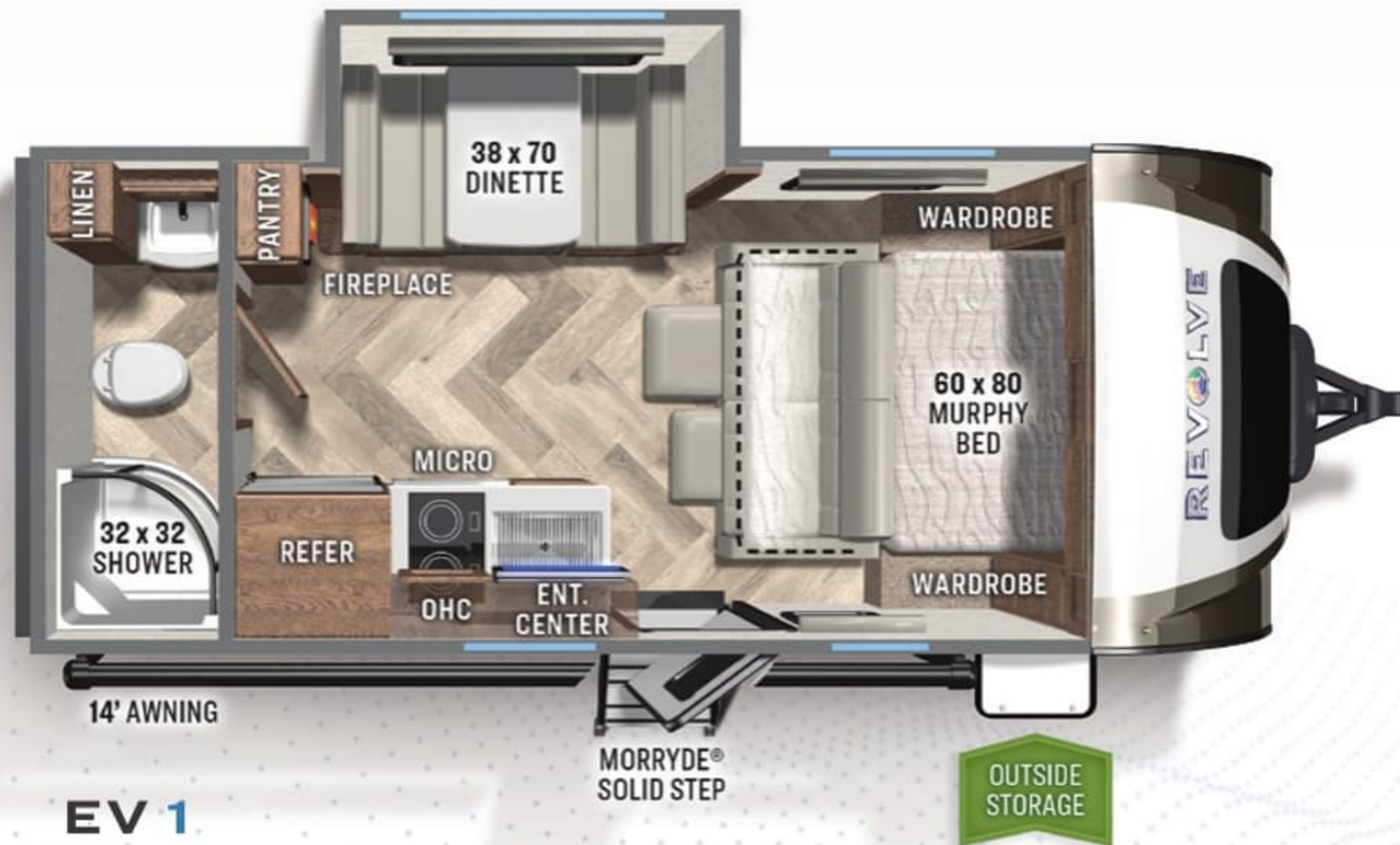
## TOP TEN REASONS YOU MUST SEE THE REVOLVE FOR YOURSELF

1. Light weight construction to promote better fuel efficiency
2. Vacuum bonded construction
3. Gel coat exterior fiberglass for easy cleaning and maintenance
4. 11 cubic ft electric refrigerator
5. LED interior lights allow for more light and less power usage
6. TST Tire Pressure Monitoring System
7. Fully walkable roofs
8. Dexter Torsion Axle
9. Azdel (R) construction
10. Linex® front cap with windshield - Standard

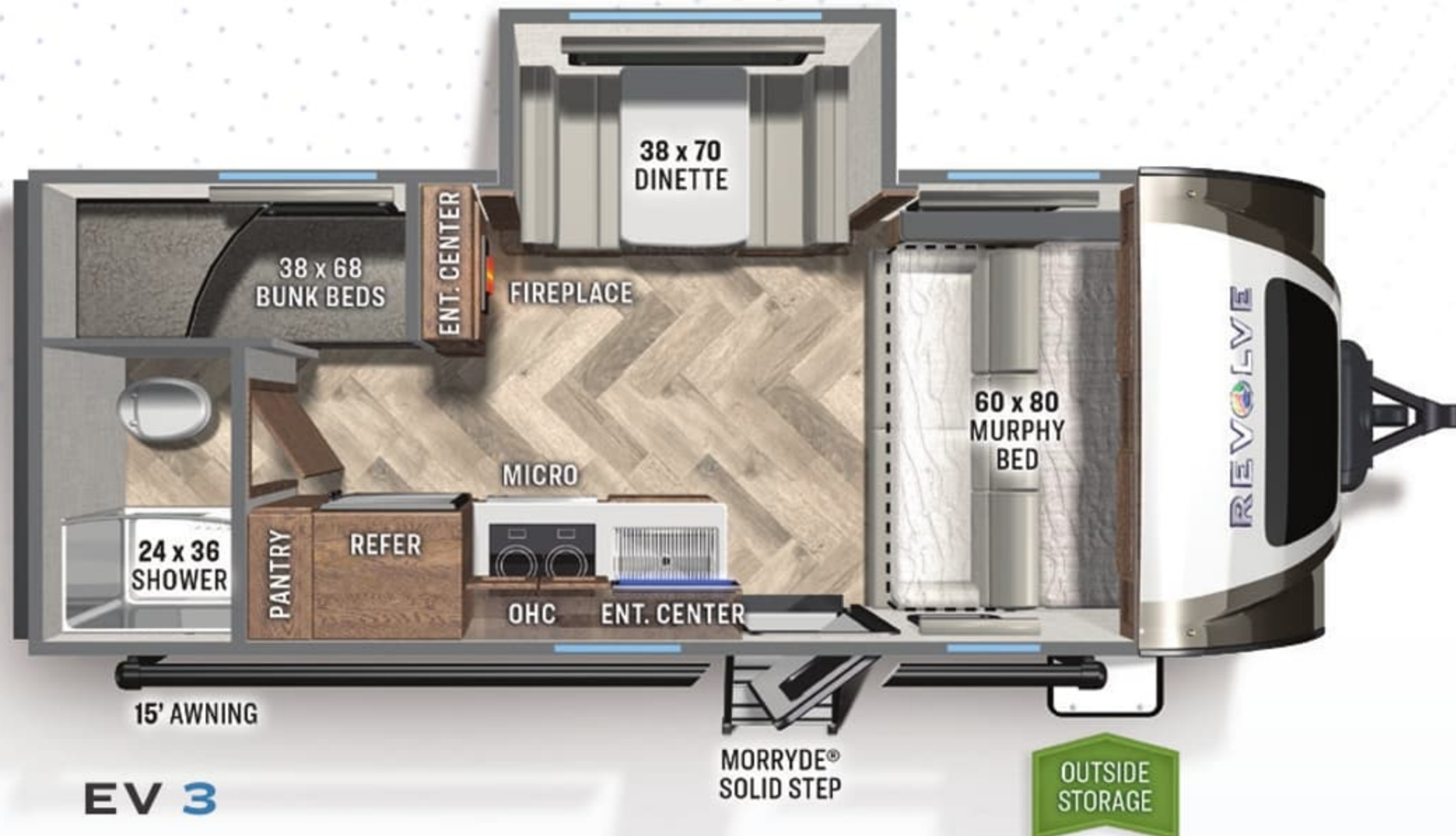
SPECIFICATIONS	EV 1	EV 3
HITCH DRY WEIGHT:	570	550
DRY AXLE WEIGHT:	3680	3565
TOTAL DRY WEIGHT:	4250	4115
GVWR:	4970	4950
UNLOADED VEHICLE WEIGHT:	4250	4115
INT. HEIGHT:	6'6"	6'6"
*EXTERIOR HEIGHT (W/ A/C):	10'3"	10'3"
EXTERIOR WIDTH:	7'6"	7'6"
TRAVEL LENGTH:	21'9"	22'11"
FRESH WATER (GAL.):	44	44
GRAY WATER (GAL.):	30	30
BLACK WATER (GAL.):	38	38
CARGO CAPACITY:	720	835
AWNING SIZE:	14'	15'

## TOP TEN REASONS YOU MUST SEE THE REVOLVE FOR YOURSELF

1. Light weight construction to promote better fuel efficiency
2. Vacuum bonded construction
3. Gel coat exterior fiberglass for easy cleaning and maintenance
4. 11 cubic ft electric refrigerator
5. LED interior lights allow for more light and less power usage
6. TST Tire Pressure Monitoring System
7. Fully walkable roofs
8. Dexter Torsion Axle
9. Azdel (R) construction
10. Linex® front cap with windshield - Standard



EV 1



EV 3

SPECIFICATIONS	EV 1	EV 3
HITCH DRY WEIGHT:	570	550
DRY AXLE WEIGHT:	3680	3565
TOTAL DRY WEIGHT:	4250	4115
GVWR:	4970	4950
UNLOADED VEHICLE WEIGHT:	4250	4115
INT. HEIGHT:	6'6"	6'6"
*EXTERIOR HEIGHT (W/ A/C):	10'3"	10'3"
EXTERIOR WIDTH:	7'6"	7'6"
TRAVEL LENGTH:	21'9"	22'11"
FRESH WATER (GAL.):	44	44
GRAY WATER (GAL.):	30	30
BLACK WATER (GAL.):	38	38
CARGO CAPACITY:	720	835
AWNING SIZE:	14'	15'

CUSTOMER SATISFACTION



www.ForestRiverBuyLocal.com



**PRE-DELIVERY INSPECTION FACILITY**

20,000 square feet of quality assurance. The bare essentials for a premium product. This state-of-the-art facility gives immediate daily feedback to production for quality assurance in every unit built.

**Specification Definitions**

**GVWR (Gross Vehicle Weight Rating)** - is the maximum permissible weight of the unit when fully loaded. It includes all weights, inclusive of all fluids, cargo, optional equipment and accessories. For safety and product performance do NOT exceed the GVWR.

**GAWR (Gross Axle Weight Rating)** - is the maximum permissible weight, including cargo, fluids, optional equipment and accessories that can be safely supported by a combination of all axles.

**UVW (Unloaded Vehicle Weight)\*** - is the typical weight of the unit as manufactured at the factory. It includes all weight at the unit's axle(s) and tongue or pin and LP Gas. The UVW does not include cargo, fresh potable water, additional optional equipment or dealer installed accessories.

\*Estimated average based on standard build optional equipment.

**CCC (Cargo Carrying Capacity)\*\*** - is the amount of weight available for fresh potable water, cargo, additional optional equipment and accessories. CCC is equal to GVWR minus UVW. Available CCC should accommodate fresh potable water (8.3 lbs per gallon). Before filling the fresh water tank, empty the black and gray tanks to provide for more cargo capacity.

\*\* Estimated average based on standard build optional equipment

Each Forest River RV is weighed at the manufacturing facility prior to shipping. A label identifying the unloaded vehicle weight of the actual unit and the cargo carrying capacity is applied to every Forest River RV prior to leaving our facilities.

The load capacity of your unit is designated by weight, not by volume, so you cannot necessarily use all available space when loading your unit

**REVOLVE WARRANTY**

Palomino will stand behind our products 100%. For complete details on our warranty program, please see your Palomino dealer.

- 1 2-year fiberglass warranty
- 2 Lifetime Alpha Super Flex roof warranty
- 3 2-3 year warranty on appliances (See manual for details)
- 4 1 year bumper to bumper warranty



Learn More  
Scan this barcode using a QR Reader on your smart phone to learn more about Forest River.



A Berkshire Hathaway company.

**PALOMINO**

1047 East M-86 | Colon, MI 49040  
P: 269.432.3271 | F: 269.432.2516  
www.palominorv.com



**24/7 EMERGENCY  
ROADSIDE ASSISTANCE  
WITH VEHICLE PURCHASE\***

- |                 |                         |
|-----------------|-------------------------|
| TOWING          | WINCH-OUT               |
| JUMP-STARTS     | MOBILE MECHANIC         |
| TIRE CHANGES    | TECHNICAL               |
| FLUID DELIVERY  | SUPPORT                 |
| LOCKOUT SERVICE | DEALER LOCATOR SERVICES |



\*VALID FOR 1 YEAR FROM DATE OF PURCHASE

**YOUR REVOLVE DEALER**

All information contained in this brochure is believed to be accurate at the time of publication. However, during the model year, it may be necessary to make revisions and Forest River, Inc., reserves the right to make all such changes without notice, including prices, colors, materials, equipment and specifications as well as the addition of new models and the discontinuance of models shown in this brochure. Therefore, please consult with your Forest River, Inc., dealer and confirm the existence of any materials, design or specifications that are material to your purchase decision. Litho. U.S.A. FOR 1915 P/W: 2022.03.21

CUSTOMER SATISFACTION



[www.ForestRiverBuyLocal.com](http://www.ForestRiverBuyLocal.com)



**PRE-DELIVERY INSPECTION FACILITY**

20,000 square feet of quality assurance. The bare essentials for a premium product. This state-of-the-art facility gives immediate daily feedback to production for quality assurance in every unit built.

**Specification Definitions**

**GVWR (Gross Vehicle Weight Rating)** - is the maximum permissible weight of the unit when fully loaded. It includes all weights, inclusive of all fluids, cargo, optional equipment and accessories. For safety and product performance do NOT exceed the GVWR.

**GAWR (Gross Axle Weight Rating)** - is the maximum permissible weight, including cargo, fluids, optional equipment and accessories that can be safely supported by a combination of all axles.

**UVW (Unloaded Vehicle Weight)\*** - is the typical weight of the unit as manufactured at the factory. It includes all weight at the unit's axle(s) and tongue or pin and LP Gas. The UVW does not include cargo, fresh potable water, additional optional equipment or dealer installed accessories.

\*Estimated average based on standard build optional equipment.

**CCC (Cargo Carrying Capacity)\*\*** - is the amount of weight available for fresh potable water, cargo, additional optional equipment and accessories. CCC is equal to GVWR minus UVW. Available CCC should accommodate fresh potable water (8.3 lbs per gallon). Before filling the fresh water tank, empty the black and gray tanks to provide for more cargo capacity.

\*\* Estimated average based on standard build optional equipment

Each Forest River RV is weighed at the manufacturing facility prior to shipping. A label identifying the unloaded vehicle weight of the actual unit and the cargo carrying capacity is applied to every Forest River RV prior to leaving our facilities.

The load capacity of your unit is designated by weight, not by volume, so you cannot necessarily use all available space when loading your unit.

REVOLVE **WARRANTY**

Palomino will stand behind our products 100%. For complete details on our warranty program, please see your Palomino dealer.

- 1 2-year fiberglass warranty
- 2 Lifetime Alpha Super Flex roof warranty
- 3 2-3 year warranty on appliances (See manual for details)
- 4 1 year bumper to bumper warranty



**Learn More**  
Scan this barcode using a QR Reader on your smart phone to learn more about Forest River.



A Berkshire Hathaway company.

**PALOMINO**

1047 East M-86 | Colon, MI 49040  
P: 269.432.3271 | F: 269.432.2516  
[www.palominorv.com](http://www.palominorv.com)



**24/7 EMERGENCY  
ROADSIDE ASSISTANCE  
WITH VEHICLE PURCHASE\***

TOWING  
JUMP-STARTS  
TIRE CHANGES  
FLUID DELIVERY  
LOCKOUT  
SERVICE

WINCH-OUT  
MOBILE MECHANIC  
TECHNICAL  
SUPPORT  
DEALER LOCATOR  
SERVICES



\*VALID FOR 1 YEAR FROM DATE OF PURCHASE

YOUR REVOLVE DEALER

All information contained in this brochure is believed to be accurate at the time of publication. However, during the model year, it may be necessary to make revisions and Forest River, Inc., reserves the right to make all such changes without notice, including prices, colors, materials, equipment and specifications as well as the addition of new models and the discontinuance of models shown in this brochure. Therefore, please consult with your Forest River, Inc., dealer and confirm the existence of any materials, design or specifications that are material to your purchase decision. Litho. U.S.A FOR 1915 P/W: 2022.03.21