

GEMINI [®] AWD



ATLANTIS BLUE QHD-MAX



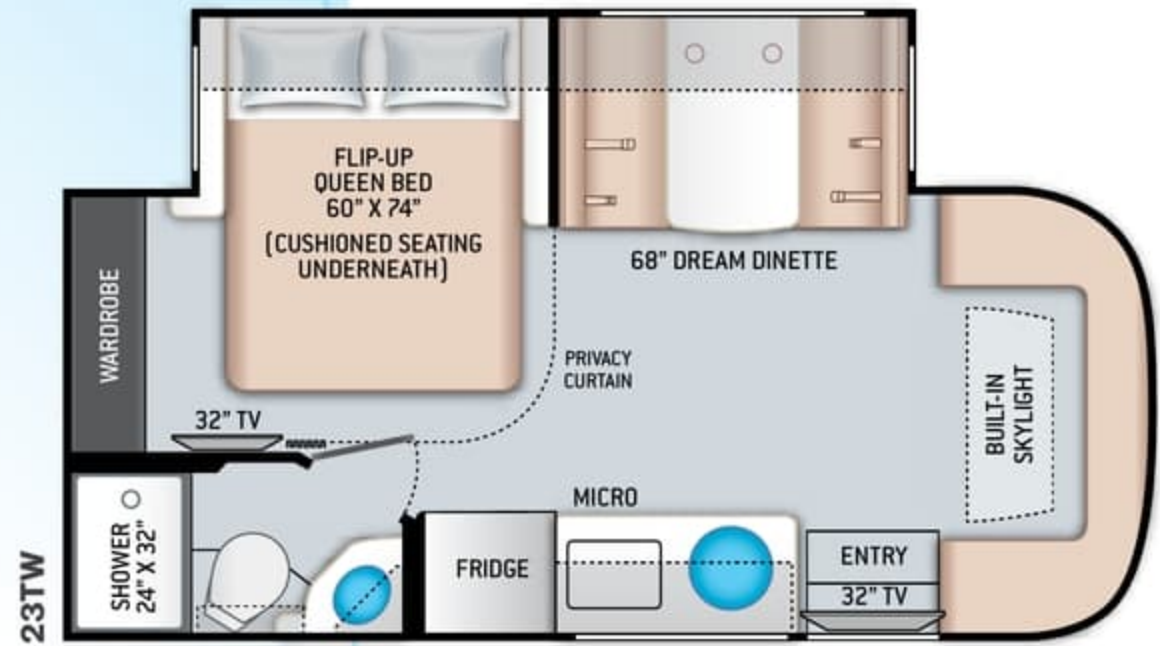
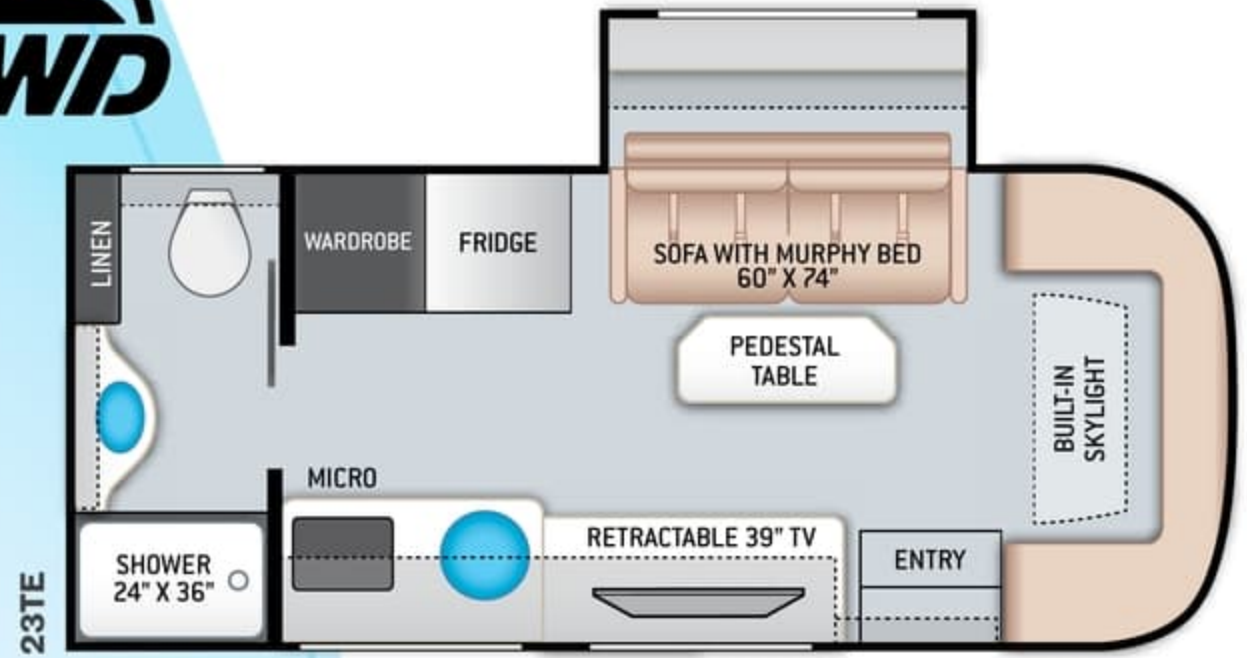
SUN CITY QHD-MAX



MOONWALK



SIRIUS BLUE



GEMINI [®] AWD



ATLANTIS BLUE **4HD-MAX**




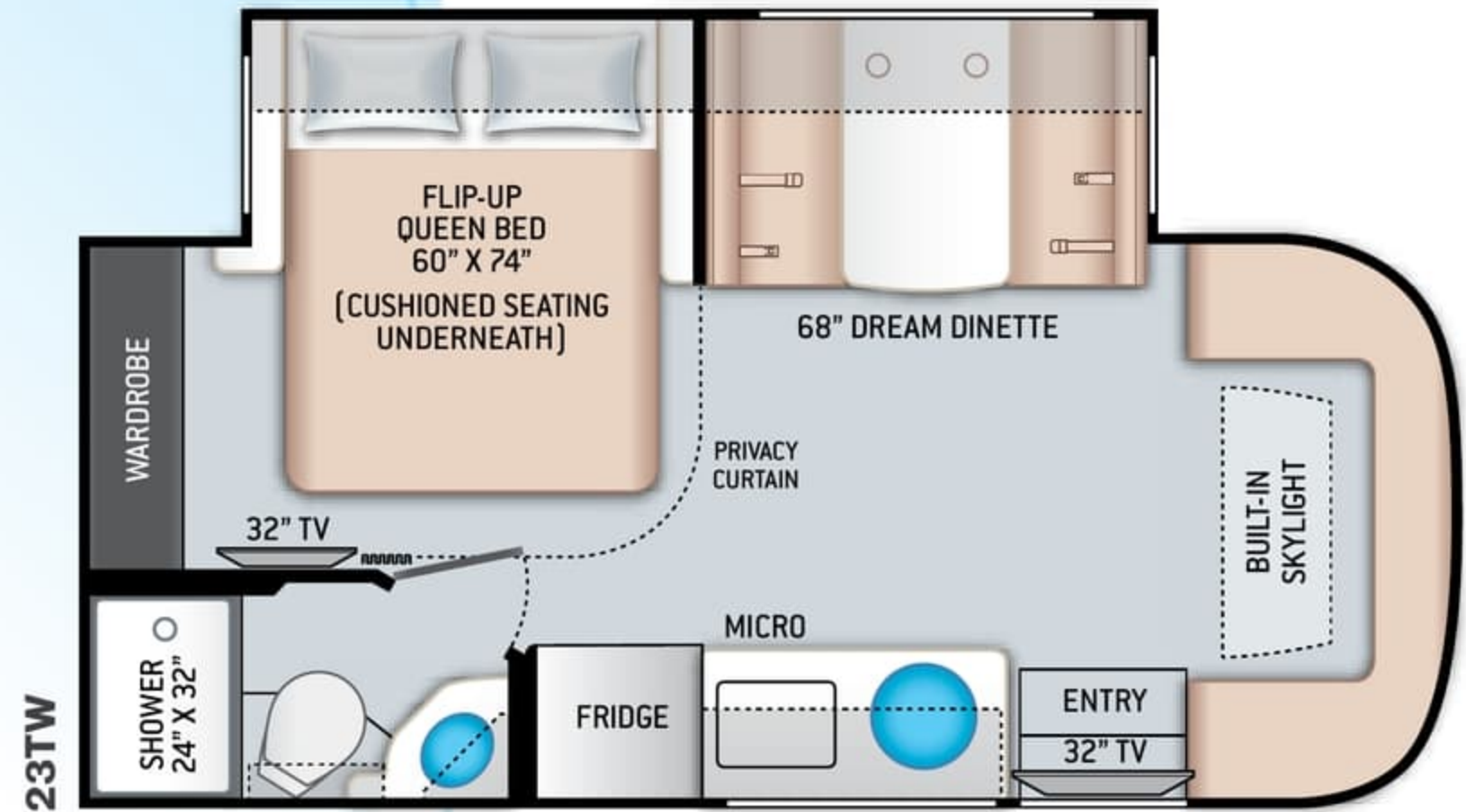
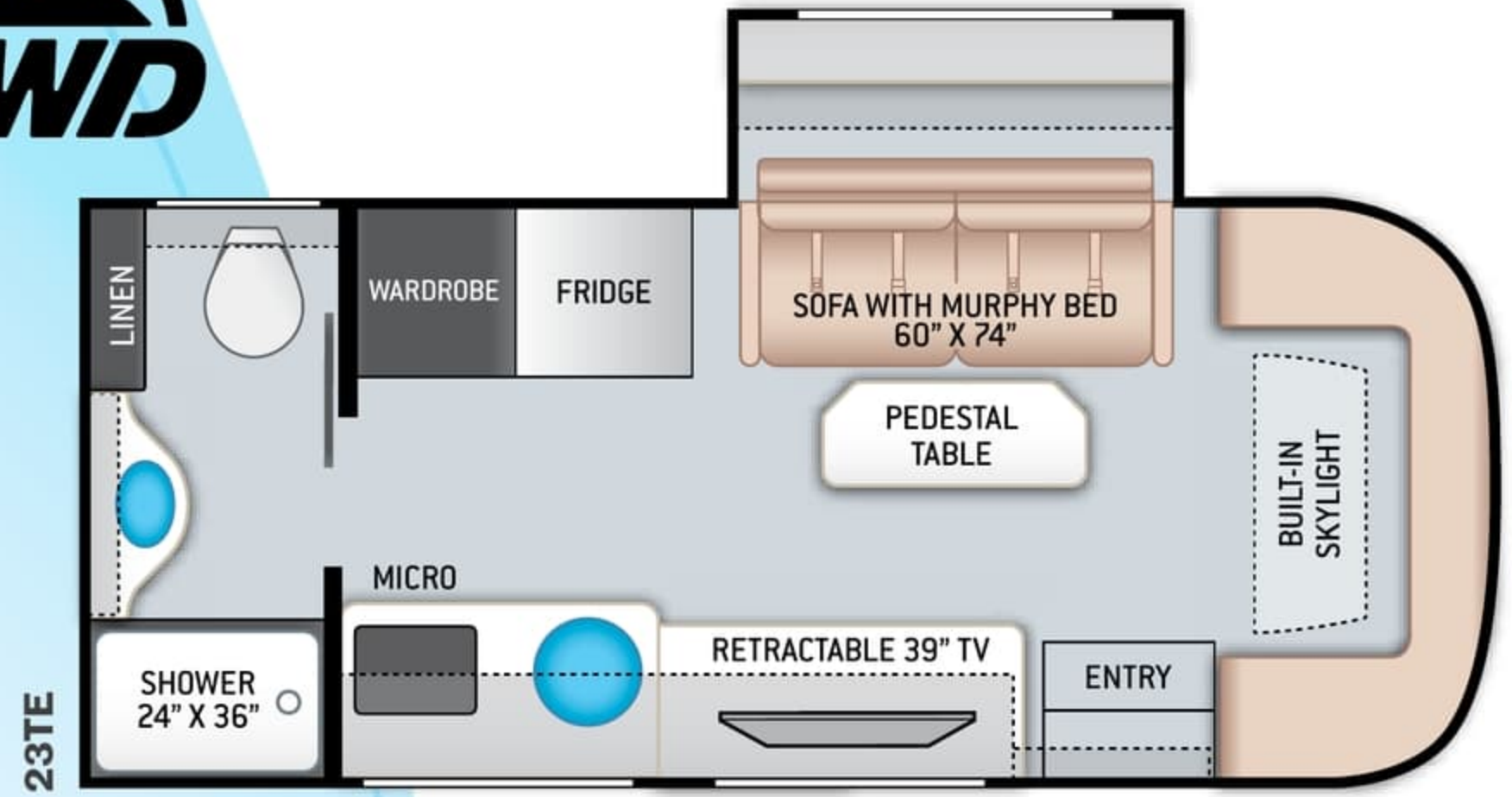
SUN CITY **4HD-MAX**



MOONWALK



SIRIUS BLUE



Featured Highlights

CONSTRUCTION & EXTERIOR

- Ford® Transit Chassis 3.5L V6 EcoBoost® Turbo Gas Engine, 310-HP, 400-lb.ft. Torque
- All-Wheel Drive (AWD) System
- Ford® 10-speed Automatic Overdrive Transmission
- Ford® Safety Systems - Lane Departure Warning, Pre-Collision Assist, Auto High Beam Headlights, TPMS, AdvanceTrac® with RSC®, Hill Start Assist, RainSensing Windshield Wipers
- Electric Stabilizing System (23TW)
- Fiberglass Front Cap with Skylight and Power Shade
- Partial-Paint on HD-MAX® Exterior with Graphics Package
- Rotocast Storage Compartments with Lights
- Premium One-Piece Roof
- Power Patio Awning with Integrated LED Lighting
- Slideout Room Topper Awning(s)
- Black Frameless Windows

CONSTRUCTION & EXTERIOR OPTIONS

- Full-Body Paint Package with Protective Mask

AUTOMOTIVE & COCKPIT

- AM/FM Dash Radio with SYNC® 3, Navigation, 8" Color Multi-function Display
- SiriusXM® Radio Tuner & Antenna
- Deluxe Heated/Remote Exterior Mirrors
- Power Windows and Door Locks
- Cruise Control
- Tilt Leather Steering Wheel with Audio Buttons to Control Dash Radio & Multi-Function Display
- Map Light
- Windshield Privacy Curtain
- Rear View Mirror with Back-up Monitor
- Leatherette, Single Passenger Side Swivel, Captains Chair with Filler Cushion
- Keyless Entry System
- Aluminum Wheels
- Emergency Engine Start Switch
- Dash Applique

INTERIOR

- Residential Vinyl Flooring
- Rubber Tread Entry Steps with Lighted Step Well
- Smoke, LPG and Carbon Monoxide Detectors
- Ceiling Ducted Air Conditioning System
- Home Collection - Ivory Coast Cabinets with Black Hardware and Faucets
- Pressed Laminate Countertops

- LED Lighting
- Leatherette Dream Dinette® Booth (23TE)
- Leatherette Sofa with Murphy Bed & Removable Pedestal Table (23TE)
- Wireless Phone Charger with USB Plug on Dinette Table Top (23TW)
- Wireless Phone Charger with USB Plug Next to TV (23TE)
- Passenger Seat Belts in Select Areas
- Premium Window Privacy Roller Shades

INTERIOR OPTIONS

- High-Gloss Euro-Style Cabinetry with Complimentary Cabinet Door Hardware

KITCHEN

- Single Door Refrigerator with Stainless Steel Door Inserts
- Two Burner Gas Cooktop, Glass Cover, with Electric Start
- Protective Cover & Task Lighting Above Cooktop
- Convection Microwave Oven
- Large Under mount Stainless Steel Single Bowl Sink with Cover & Single Handle Kitchen Faucet with Pull-Down Sprayer
- Ceiling Vent Kitchen 12-volt Powered with Switch

BEDROOM & BATHROOM

- Comfort Flex Euro Style Bed Support - Flip-Up Queen Size Bed with Reversible Mattress & Cushioned Seating Underneath (23TW)
- Bedspread & Pillow Shams
- Bedroom USB Power Charging Center for Electronics (23TW)
- Bedroom 12V Outlet CPAP Machine
- Privacy Curtain in Bedroom (23TW)
- Stainless Steel Bathroom Sink
- Foot Flush Toilet
- Power Bath Vent with Wall Switch
- Three Robe Hooks inside Bath (23TW)
- Skylight in Shower
- Shower with Deluxe Curtain & Curved Rod

BEDROOM & BATHROOM OPTIONS

- 12-volt Attic Fan with Cover in Bedroom

ENTERTAINMENT

- 32" TV in Living Area (23TW)
- Retractable 39" TV in the Living Area (23TE)
- 32" TV in Bedroom (23TW)
- Digital TV Antenna
- Cable TV Ready
- Satellite Mounting Backer in Roof
- Living Area Power Charging Center for Electronics with Net

ELECTRICAL & PLUMBING

- Onan® RV QG 4000 Gas Generator
- RapidCamp+® Multiplex Lighting and Systems Control
- Winegard® Connect 2.0 WiFi/4G/TV Antenna
- 30-amp Detachable Shoreline Power Cord
- Automatic Transfer Switch with Power Protection
- Single Roof Air Conditioner
- Battery Disconnect Switch
- Single Group 31-High Capacity House Battery
- 100-watt Solar Panel with Controller
- Tankless Water Heater
- Outside Shower
- 360° Siphon RV Holding Tank Vent Cap
- 1" Fresh Water Tank Drain
- Exterior LP Connection
- Holding Tanks with Heat Pads
- Black Tank Flush System

ELECTRICAL & PLUMBING OPTIONS

- Single, High Output, Roof Air Conditioner
- IPO Standard Air Conditioner

For a complete listing of available features, visit thormotorcoach.com/gemini.

	23TE	23TW
Chassis	Ford	Ford
Gross Vehicle (GVWR)	10,360	10,360
Gross Combined (GCWR)	13,500	13,500
Wheel Base	156"	156"
Exterior Length (w/o ladder)	23'-7"	23'-7"
Exterior Height (w/AC)	11'	11'
Exterior Width (w/o mirrors)	90"	90"
Interior Height (living area)	80"	80"
Awning Size	14'	14'
Fuel (gal)	25	25
LPG (lbs)	68	68
Fresh/Waste/Gray Water (gal)	31 / 19.5 / 37	31 / 19.5 / 37
Water Heater (gal)	Tankless	Tankless
Furnace (BTUs)	19,000	19,000
Exterior Storage Capacity (cu. ft.)	22.4	16.2
Hitch Weight Rating (lbs)	5,000	5,000



Made to fit.

P.O. Box 1486, Elkhart, IN 46515 Sales Department: 800.860.5658

thormotorcoach.com/gemini



Go RVing

IMPORTANT-PLEASE READ: This brochure reflects product design, fabrication, material, components and specifications at the date of printing, which date is disclosed below. Please visit us online at ThorMotorCoach.com or consult with your selling dealership for the latest in standards, options, specification and technical information. Photographs in the brochure may depict optional equipment or may only be available in certain floor plans. Components, appliances and the chassis may have been manufactured in a calendar year before the vehicle's designated model year. All capacities are approximate. The actual length of the vehicle may differ from that indicated in the brochure due to variances in the manufacturing processes and/or installed components. All dry weights are based on standard model features and do not include optional features or equipment. Component part and appliance manufacturers issue limited warranties covering portions of the vehicle not covered under the limited warranty we issue. Copyright Thor Motor Coach, Inc. © MY 08/05/2021

Featured Highlights

CONSTRUCTION & EXTERIOR

- Ford® Transit Chassis 3.5L V6 EcoBoost® Turbo Gas Engine, 310-HP, 400-lb.ft. Torque
- All-Wheel Drive (AWD) System
- Ford® 10-speed Automatic Overdrive Transmission
- Ford® Safety Systems - Lane Departure Warning, Pre-Collision Asssit, Auto High Beam Headlights, TPMS, AdvanceTrac® with RSC®, Hill Start Assist, RainSensing Windshield Wipers
- Electric Stabilizing System (23TW)
- Fiberglass Front Cap with Skylight and Power Shade
- Partial-Paint on HD-MAX® Exterior with Graphics Package
- Rotocast Storage Compartments with Lights
- Premium One-Piece Roof
- Power Patio Awning with Integrated LED Lighting
- Slideout Room Topper Awning(s)
- Black Frameless Windows

CONSTRUCTION & EXTERIOR OPTIONS

- Full-Body Paint Package with Protective Mask

AUTOMOTIVE & COCKPIT

- AM/FM Dash Radio with SYNC® 3, Navigation, 8" Color Multi-function Display
- SiriusXM® Radio Tuner & Antenna
- Deluxe Heated/Remote Exterior Mirrors
- Power Windows and Door Locks
- Cruise Control
- Tilt Leather Steering Wheel with Audio Buttons to Control Dash Radio & Multi-Function Display
- Map Light
- Windshield Privacy Curtain
- Rear View Mirror with Back-up Monitor
- Leatherette, Single Passenger Side Swivel, Captains Chair with Filler Cushion
- Keyless Entry System
- Aluminum Wheels
- Emergency Engine Start Switch
- Dash Applique

INTERIOR

- Residential Vinyl Flooring
- Rubber Tread Entry Steps with Lighted Step Well
- Smoke, LPG and Carbon Monoxide Detectors
- Ceiling Ducted Air Conditioning System
- Home Collection - Ivory Coast Cabinets with Black Hardware and Faucets
- Pressed Laminate Countertops

- LED Lighting
- Leatherette Dream Dinette® Booth (23TW)
- Leatherette Sofa with Murphy Bed & Removable Pedestal Table (23TE)
- Wireless Phone Charger with USB Plug on Dinette Table Top (23TW)
- Wireless Phone Charger with USB Plug Next to TV (23TE)
- Passenger Seat Belts in Select Areas
- Premium Window Privacy Roller Shades

INTERIOR OPTIONS

- High-Gloss Euro-Style Cabinetry with Complimentary Cabinet Door Hardware

KITCHEN

- Single Door Refrigerator with Stainless Steel Door Inserts
- Two Burner Gas Cooktop, Glass Cover, with Electric Start
- Protective Cover & Task Lighting Above Cooktop
- Convection Microwave Oven
- Large Under mount Stainless Steel Single Bowl Sink with Cover & Single Handle Kitchen Faucet with Pull-Down Sprayer
- Ceiling Vent Kitchen 12-volt Powered with Switch

BEDROOM & BATHROOM

- Comfort Flex Euro Style Bed Support - Flip-Up Queen Size Bed with Reversible Mattress & Cushioned Seating Underneath (23TW)
- Bedspread & Pillow Shams
- Bedroom USB Power Charging Center for Electronics (23TW)
- Bedroom 12V Outlet CPAP Machine
- Privacy Curtain in Bedroom (23TW)
- Stainless Steel Bathroom Sink
- Foot Flush Toilet
- Power Bath Vent with Wall Switch
- Three Robe Hooks inside Bath (23TW)
- Skylight in Shower
- Shower with Deluxe Curtain & Curved Rod

BEDROOM & BATHROOM OPTIONS

- 12-volt Attic Fan with Cover in Bedroom

ENTERTAINMENT

- 32" TV in Living Area (23TW)
- Retractable 39" TV in the Living Area (23TE)
- 32" TV in Bedroom (23TW)
- Digital TV Antenna
- Cable TV Ready
- Satellite Mounting Backer in Roof
- Living Area Power Charging Center for Electronics with Net

ELECTRICAL & PLUMBING

- Onan® RV QG 4000 Gas Generator
- RapidCamp+® Multiplex Lighting and Systems Control
- Winegard® Connect 2.0 WiFi/4G/TV Antenna
- 30-amp Detachable Shoreline Power Cord
- Automatic Transfer Switch with Power Protection
- Single Roof Air Conditioner
- Battery Disconnect Switch
- Single Group 31-High Capacity House Battery
- 100-watt Solar Panel with Controller
- Tankless Water Heater
- Outside Shower
- 360° Siphon RV Holding Tank Vent Cap
- 1" Fresh Water Tank Drain
- Exterior LP Connection
- Holding Tanks with Heat Pads
- Black Tank Flush System

ELECTRICAL & PLUMBING OPTIONS

- Single, High Output, Roof Air Conditioner
- IPO Standard Air Conditioner

For a complete listing of available features, visit thormotorcoach.com/gemini.

	23TE	23TW
Chassis	Ford	Ford
Gross Vehicle (GVWR)	10,360	10,360
Gross Combined (GCWR)	13,500	13,500
Wheel Base	156"	156"
Exterior Length (w/o ladder)	23'-7"	23'-7"
Exterior Height (w/AC)	11'	11'
Exterior Width (w/o mirrors)	90"	90"
Interior Height (living area)	80"	80"
Awning Size	14'	14'
Fuel (gal)	25	25
LPG (lbs)	68	68
Fresh/Waste/Gray Water (gal)	31 / 19.5 / 37	31 / 19.5 / 37
Water Heater (gal)	Tankless	Tankless
Furnace (BTUs)	19,000	19,000
Exterior Storage Capacity (cu. ft.)	22.4	16.2
Hitch Weight Rating (lbs)	5,000	5,000



Made to fit.

IMPORTANT-PLEASE READ: This brochure reflects product design, fabrication, material, components and specifications at the date of printing, which date is disclosed below. Please visit us online at ThorMotorCoach.com or consult with your selling dealership for the latest in standards, options, specification and technical information. Photographs in the brochure may depict optional equipment or may only be available in certain floor plans. Components, appliances and the chassis may have been manufactured in a calendar year before the vehicle's designated model year. All capacities are approximate. The actual length of the vehicle may differ from that indicated in the brochure due to variances in the manufacturing processes and/or installed components. All dry weights are based on standard model features and do not include optional features or equipment. Component part and appliance manufacturers issue limited warranties covering portions of the vehicle not covered under the limited warranty we issue. Copyright Thor Motor Coach, Inc. © MY 08/05/2021

P.O. Box 1486, Elkhart, IN 46515 Sales Department: 800.860.5658

thormotorcoach.com/gemini

