

Innovation meets  
diesel efficiency  
meets adventure.



**SPRINT**

QUALITY INNOVATION SERVICE

**WINNEBAGO**

Innovation meets  
diesel efficiency  
meets adventure.



**EXPRA**

QUALITY INNOVATION SERVICE

**WINNEBAGO**






On the Cover: 70A Iridium Silver  
Interior: Fusion with Smoke with High Gloss Dark Canvas Cabinetry

## Our Original Sprinter B-Van Raises the Bar Again.

Since its launch more than a decade ago, the groundbreaking Winnebago® Era® has become synonymous with luxury travel, with exceptional comfort, stylish good looks and outstanding performance.

Now, the versatile Era brings a new round of innovation to the table, starting with its new Mercedes-Benz® Sprinter chassis. Powered by a fuel-efficient 3-liter, 6-cylinder turbo-diesel engine, the Era incorporates the latest Mercedes-Benz safety and Infotainment features. And for those who prefer the road less traveled, the 4x4 option is engineered to help you tackle off-roading with ease.

Three floorplans offer a variety of seating and sleeping options, each incorporating upscale touches like Corian® countertops, Ultraleather™ furnishings and dimmable LED lighting. The 70A seats four and sleeps up to three; the 70B seats six and sleeps two; and the 70X seats up to seven and sleeps two. Each floorplan includes a fully-equipped galley, wet bath, and well-configured storage options.



Beautiful, functional and fully equipped, the Era galley makes it easy to enjoy your favorite meals virtually anywhere.



The twin beds in the 70A feature Froli® springs for added comfort, and thanks to Winnebago's innovative Flex bed system, convert easily into a spacious queen bed.



Making the most of every square inch of space, the 70A offers a large cargo tray that's easily accessible from inside or outside the coach.





**On the Cover:** 70A Iridium Silver  
**Interior:** Fusion with Smoke with High Gloss Dark Canvas Cabinetry

## Our Original Sprinter B-Van Raises the Bar Again.

Since its launch more than a decade ago, the groundbreaking Winnebago® Era® has become synonymous with luxury travel, with exceptional comfort, stylish good looks and outstanding performance.

Now, the versatile Era brings a new round of innovation to the table, starting with its new Mercedes-Benz® Sprinter chassis. Powered by a fuel-efficient 3-liter, 6-cylinder turbo-diesel engine, the Era incorporates the latest Mercedes-Benz safety and Infotainment features. And for those who prefer the road less traveled, the 4x4 option is engineered to help you tackle off-roading with ease.

Three floorplans offer a variety of seating and sleeping options, each incorporating upscale touches like Corian® countertops, Ultraleather™ furnishings and dimmable LED lighting. The 70A seats four and sleeps up to three; the 70B seats six and sleeps two; and the 70X seats up to seven and sleeps two. Each floorplan includes a fully-equipped galley, wet bath, and well-configured storage options.



Beautiful, functional and fully equipped, the Era galley makes it easy to enjoy your favorite meals virtually anywhere.



The twin beds in the 70A feature Froli® springs for added comfort, and thanks to Winnebago's innovative Flex bed system, convert easily into a spacious queen bed.



Making the most of every square inch of space, the 70A offers a large cargo tray that's easily accessible from inside or outside the coach.





Featuring a movable pedestal table and swivel cab seats for additional seating options, the Era lounge is perfect for relaxing, socializing, or working. Multiple tinted windows offer expansive views; MCD blackout roller shades provide complete privacy when you want it. Set the lighting with the multiplex lighted wall switches or via the Precision Plex app for Android or iOS. When the weather turns, the reliable Truma Combi® Eco Plus heating lets you flex between gas and electric modes, and the new Coleman® Mach® 10 NDQ A/C system stays ultra-quiet while directional vents send cool air throughout the coach.



Swiveling cab seats



Sofa



24" HDTV



Multiplex lighted wall switches





Featuring a movable pedestal table and swivel cab seats for additional seating options, the Era lounge is perfect for relaxing, socializing, or working. Multiple tinted windows offer expansive views; MCD blackout roller shades provide complete privacy when you want it. Set the lighting with the multiplex lighted wall switches or via the Precision Plex app for Android or iOS. When the weather turns, the reliable Truma Combi® Eco Plus heating lets you flex between gas and electric modes, and the new Coleman® Mach® 10 NDQ A/C system stays ultra-quiet while directional vents send cool air throughout the coach.



Swiveling cab seats



Sofa



24" HDTV



Multiplex lighted wall switches





The Era's elegant galley features Corian countertops, a two- or three-burner cooktop with glass cover, microwave or microwave-convection oven, stainless sink, compressor-driven refrigerator, and even a cold-water purification system – everything you need to prepare delicious meals whenever you want.



Countertop extension



Refrigerator



Microwave



Stainless steel sink



Cooktop with glass cover





The Era's elegant galley features Corian countertops, a two- or three-burner cooktop with glass cover, microwave or microwave-convection oven, stainless sink, compressor-driven refrigerator, and even a cold-water purification system – everything you need to prepare delicious meals whenever you want.



Countertop extension



Refrigerator



Microwave



Stainless steel sink



Cooktop with glass cover





The three Era floorplans provide a range of sleeping options. The 70A features twin beds with our Flex Bed system and deluxe Froli® springs; the beds flip up to provide access to the slide-out cargo tray. The 70A also includes a convertible sofa/bed up front for an overnight guest. Both the 70B and 70X incorporate a large powered rear sofa/bed, and all bedrooms feature an LED TV so you can settle in for a movie night from the comfort of your bed. The convenient wet bath includes a flexible showerhead, shower curtain, stainless steel sink, removable clothing rod and powered roof vent.



Flex bed system



Storage



Sofa/bed



Wardrobe




Wet bath



Stainless steel sink





The three Era floorplans provide a range of sleeping options. The 70A features twin beds with our Flex Bed system and deluxe Froli® springs; the beds flip up to provide access to the slide-out cargo tray. The 70A also includes a convertible sofa/bed up front for an overnight guest. Both the 70B and 70X incorporate a large powered rear sofa/bed, and all bedrooms feature an LED TV so you can settle in for a movie night from the comfort of your bed. The convenient wet bath includes a flexible showerhead, shower curtain, stainless steel sink, removable clothing rod and powered roof vent.




Flex bed system



Storage



Sofa/bed



Wardrobe



Wet bath



Stainless steel sink





The Era's fully adjustable cab seats let you hit the road in comfort. Once underway, take advantage of the advanced Mercedes-Benz safety features, including blind spot monitoring, collision avoidance system, active brake assist, active lane keeping assist, rain sensor, crosswind assist, and headlight assist. The 10" MBUX® touchscreen multimedia infotainment center features navigation, interactive voice interface, Wi-Fi hotspot, and rear color camera monitoring system.



Dash storage



Privacy shades



Steering wheel



MBUX infotainment center





The Era's fully adjustable cab seats let you hit the road in comfort. Once underway, take advantage of the advanced Mercedes-Benz safety features, including blind spot monitoring, collision avoidance system, active brake assist, active lane keeping assist, rain sensor, crosswind assist, and headlight assist. The 10" MBUX® touchscreen multimedia infotainment center features navigation, interactive voice interface, Wi-Fi hotspot, and rear color camera monitoring system.



Dash storage



Privacy shades



Steering wheel



MBUX infotainment center





The Era's attractive and sleek exterior is exceptionally functional in camp. Side and rear screen doors let breezes in while keeping bugs out, and the armless patio awning features automatic retraction in windy conditions (or use the Bluetooth® control to operate it remotely). LED porch light and awning lights illuminate your campsite, while the exterior speaker system lets you enjoy your favorite tunes while relaxing outside.



Side screen



Rear screen door



LED porch light



Running boards





The Era's attractive and sleek exterior is exceptionally functional in camp. Side and rear screen doors let breezes in while keeping bugs out, and the armless patio awning features automatic retraction in windy conditions (or use the Bluetooth® control to operate it remotely). LED porch light and awning lights illuminate your campsite, while the exterior speaker system lets you enjoy your favorite tunes while relaxing outside.



Side screen



Rear screen door



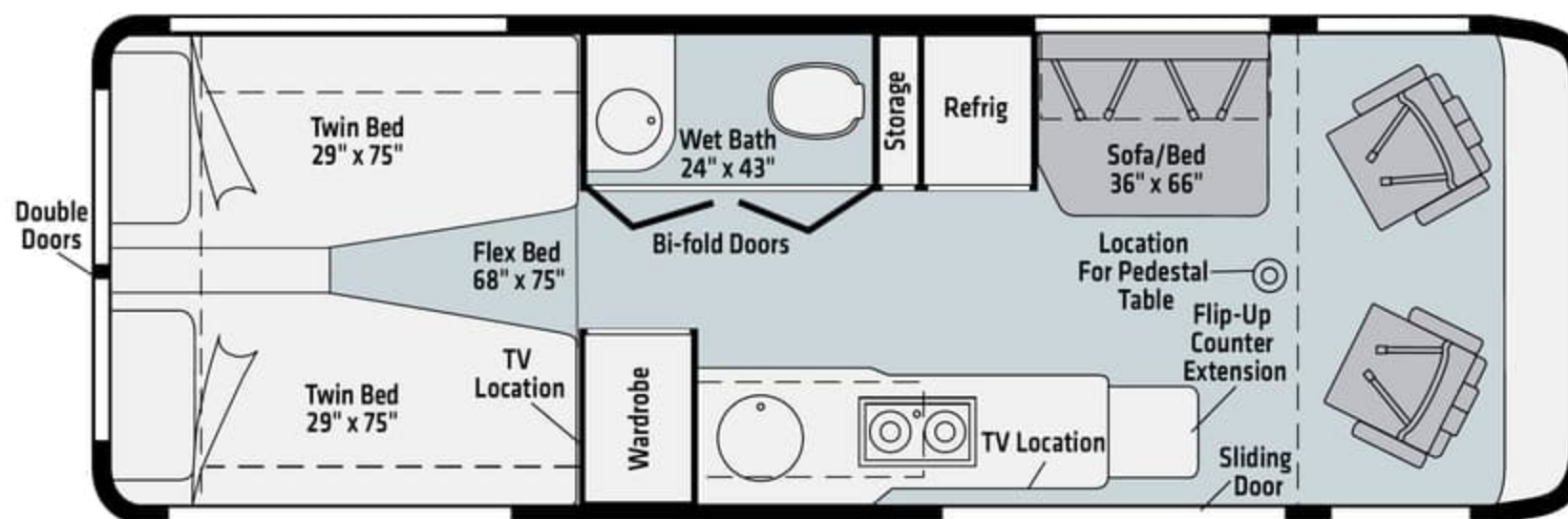
LED porch light



Running boards



## 70A



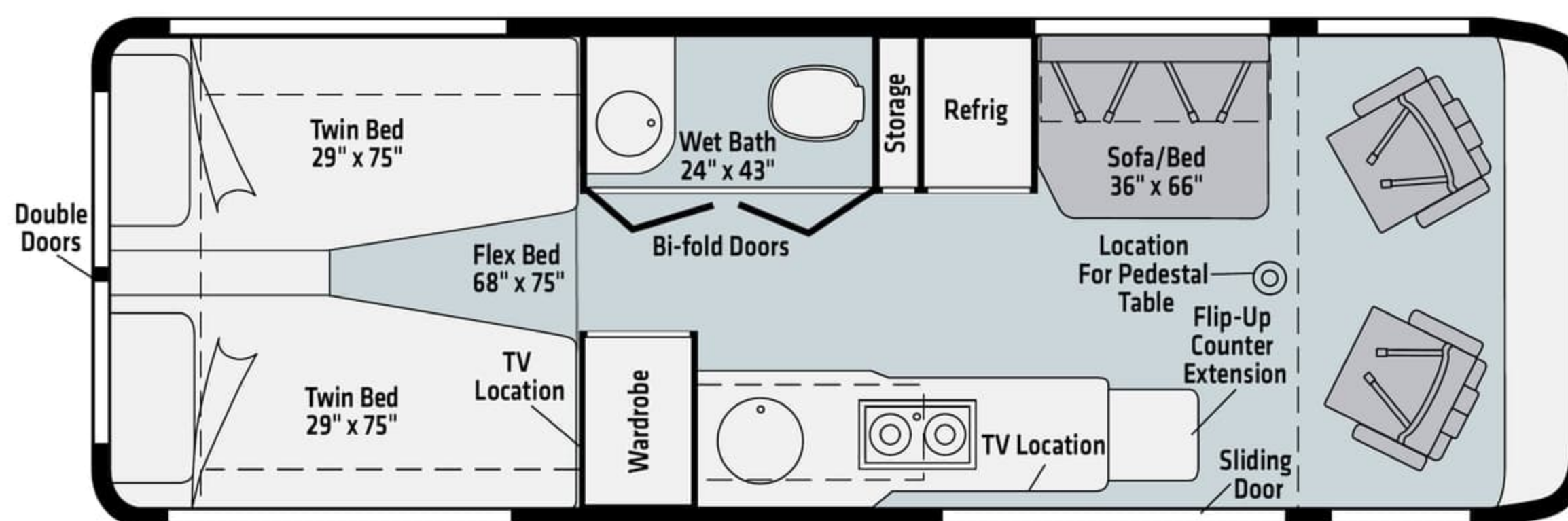
Ultraleather

Vinyl

Dashed lines denote overhead storage areas. Floorplans and specifications are also available online at [Winnebago.com](http://Winnebago.com)



## 70A



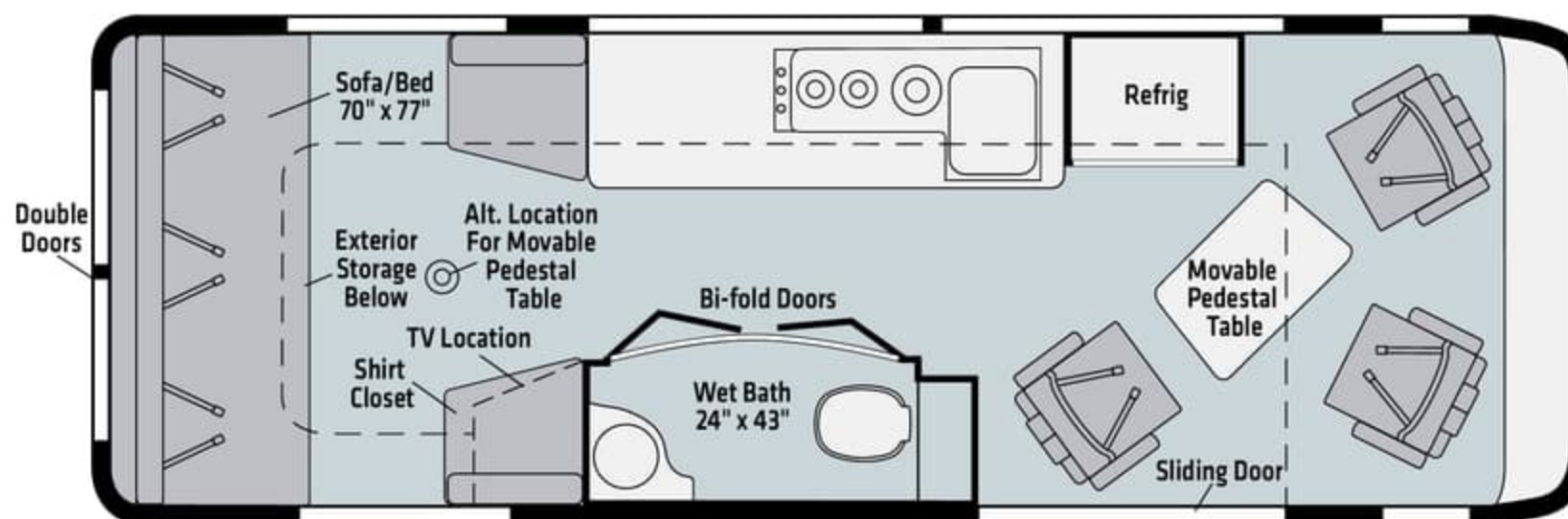
Ultraleather

Vinyl

Dashed lines denote overhead storage areas. Floorplans and specifications are also available online at [Winnebago.com](http://Winnebago.com)



## 70B



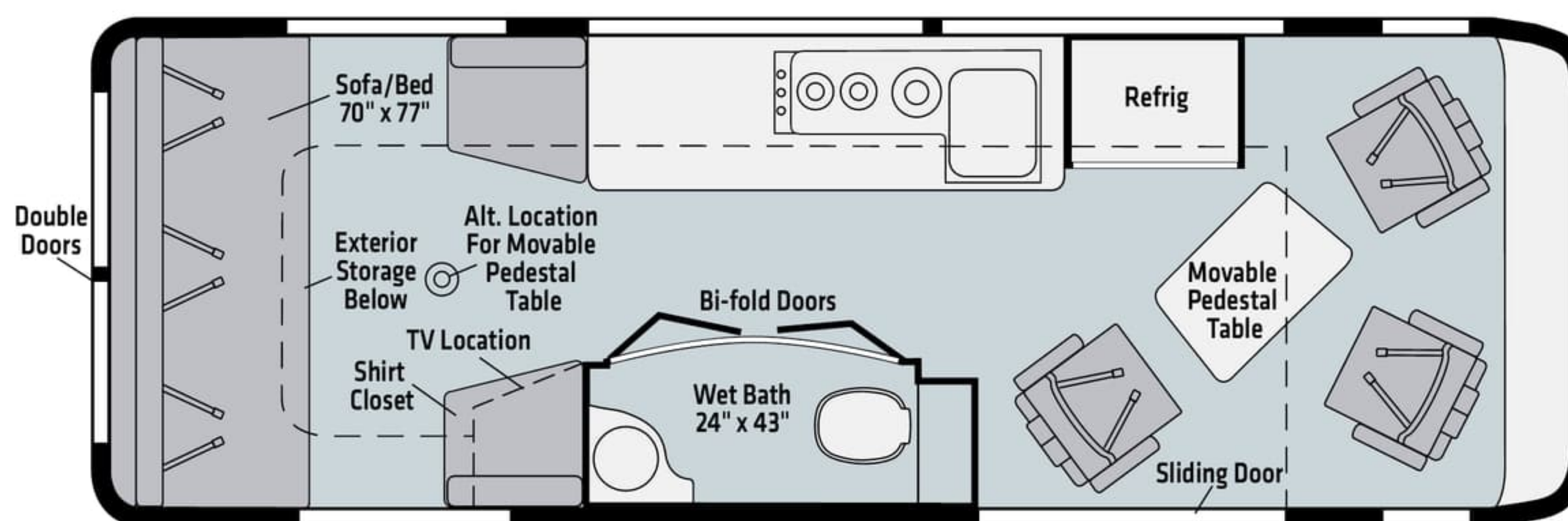
Ultraleather

Vinyl

Dashed lines denote overhead storage areas. Floorplans and specifications are also available online at [Winnebago.com](http://Winnebago.com)



## 70B



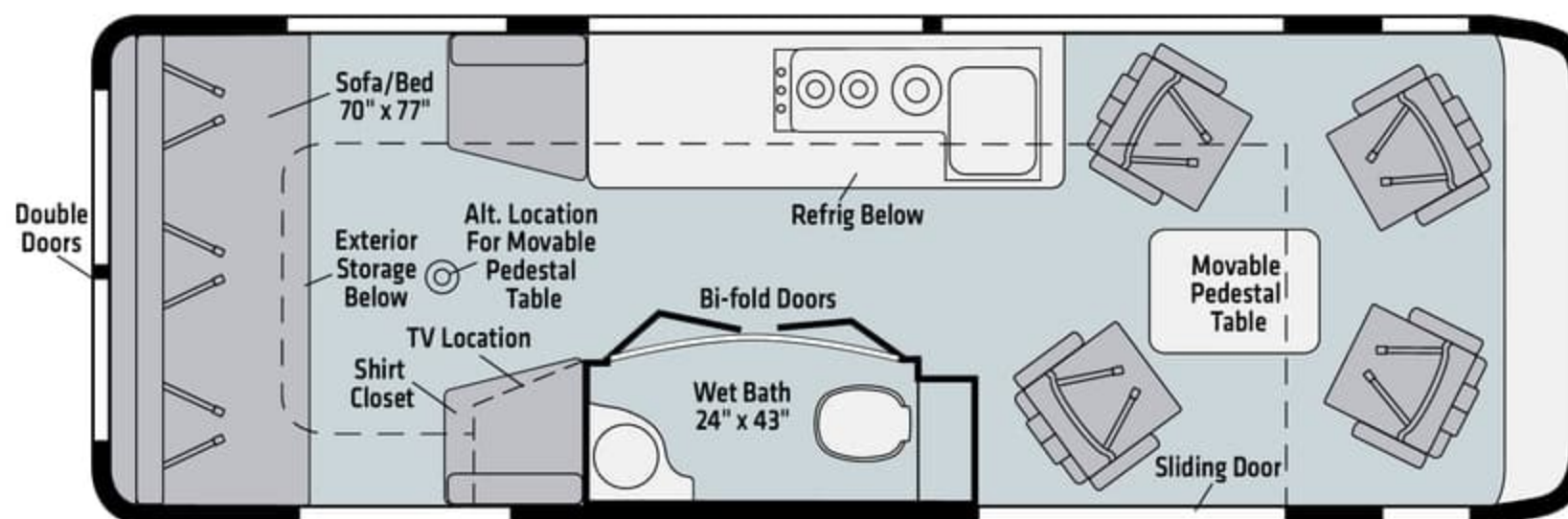
Ultraleather

Vinyl

Dashed lines denote overhead storage areas. Floorplans and specifications are also available online at [Winnebago.com](http://Winnebago.com)



## 70X

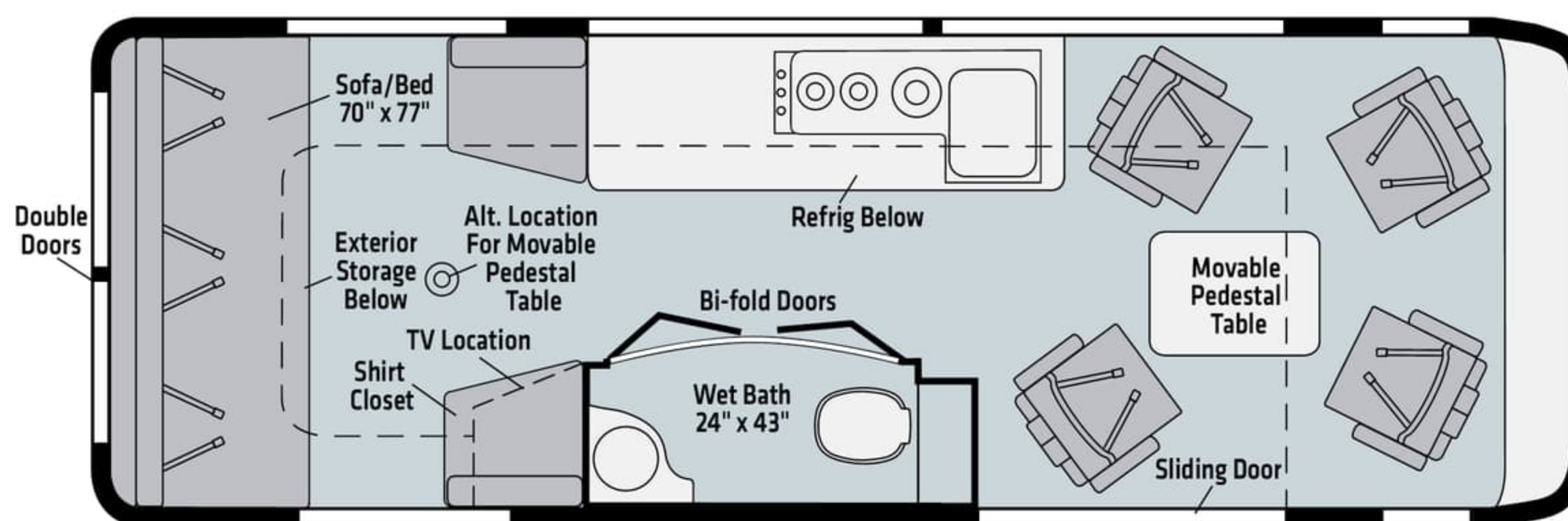


Ultraleather

Vinyl



## 70X



Ultraleather

Vinyl



WINNEBAGO

**ERA**

**Exterior**



**Iridium Silver**  
FULL-BODY PAINT



**Tenorite Grey**  
FULL-BODY PAINT





**Iridium Silver**  
FULL-BODY PAINT



**Tenorite Grey**  
FULL-BODY PAINT



## Fusion



Ultraleather



Wall Board



Bed Cover



Countertop



Vinyl Flooring

## Wood



Smoke with High Gloss Dark Canvas

*Winnebago® reserves the right to change décor materials and specifications without notice or obligation.*



## Fusion



Ultraleather



Wall Board



Bed Cover



Countertop



Vinyl Flooring

## Wood




Smoke with High Gloss Dark Canvas

*Winnebago® reserves the right to change décor materials and specifications without notice or obligation.*



## Quantum



Ultraleather



Wall Board



Bed Cover



Countertop



Vinyl Flooring

## Wood



Onyx

*Winnebago® reserves the right to change décor materials and specifications without notice or obligation.*



## Quantum



Ultraleather



Wall Board



Bed Cover



Countertop



Vinyl Flooring

## Wood



Onyx

*Winnebago® reserves the right to change décor materials and specifications without notice or obligation.*



WEIGHTS & MEASURES	70A	70B	70X
Length	24'3"	24'3"	24'3"
Exterior Height <sup>1</sup>	9'8" <sup>A</sup> /9'10" <sup>B</sup>	9'8" <sup>A</sup> /9'10" <sup>B</sup>	9'8" <sup>A</sup> /9'10" <sup>B</sup>
Exterior Width	6'4.25"	6'4.25"	6'4.25"
Awning Length	16'	16'	16'
Interior Height	6'3"	6'3"	6'3"
Interior Width	5'9.75"	5'9.75"	5'9.75"
Freshwater Tank Capacity <sup>2</sup> (gal.)	25	25	25
Water Heater Capacity (gal.)	2.6	2.6	2.6
Holding Tank Capacity - Black/Gray <sup>2</sup> (gal.)	8/26	9/19	9/19
LP Capacity <sup>3</sup> (lbs.)	67.68	67.68	67.68
Fuel Capacity (gal.)	24.5	24.5	24.5
GCWR <sup>4</sup> (lbs.)	15,250	15,250	15,250
GVWR (lbs.)	11,030	11,030	11,030
GAWR - Front (lbs.)	4,410	4,410	4,410
GAWR - Rear (lbs.)	7,720	7,720	7,720
Wheelbase	170"	170"	170"

\* Quick Recovery Truma Combi™ water/coach heater system runs on LP and/or 110-volt electric (includes 2-850-watt heating elements)

<sup>A</sup> Standard Chassis    <sup>B</sup> Optional 4WD Chassis

## Mercedes-Benz® Sprinter Chassis

3.0L 6-cylinder, 188-hp, Turbo-diesel engine, 7-gear Tronic automatic transmission, 220-amp. alternator

4-wheel ABS brakes

Stylized aluminum wheels

Trailer hitch<sup>4</sup> 5,000-lb. drawbar/500-lb. maximum vertical tongue weight

7-pin wiring connector

Spare tire

### OPTIONAL EQUIPMENT

On-demand 4WD w/Hi/Lo Range (only available with Iridium Silver or Tenorite Grey exterior)

## Cab Conveniences

**MBUX® touchscreen multimedia infotainment center** w/navigation, Wi-Fi hotspot, intelligent voice control and rear camera

**Ultraleather® cab seats** armrests, adjustable lumbar support, adjustable headrest, and slide/swivel/recline

**3-point seat belts**

**Dual airbags**

**DISTRONIC PLUS®** (adaptive cruise control)

**Power steering** w/tilt and telescoping wheel

**Power mirrors** w/defrost and turn signal

**Power door locks** w/remote

**Power windows**

**12-volt powerpoints**

**Sunvisors**

**Folding privacy screens** for front cab door windows

**Appliqué package**

**Keyless entry** w/remote

**Blind spot monitoring**

## Collision Avoidance System

**Active brake assist**

**Traffic sign assist**

**Crosswind assist**

**Active lane keeping assist**

## Interior

**24" HDTV**

**OmniGo™ omni-directional, amplified HDTV antenna**

**Continuous tracklighting** w/dimmer switch

**MCD blackout roller shades**

**Soft vinyl ceiling**

**Tinted coach windows**

**Removable companion seats** w/swivel and slide (70B, 70X)

**Removable pedestal table**

**Sofa/bed** (70A)

**Touch screen systems monitor panel**

**Multiplex lighted wall switches** w/master light switch and control via Precision Plex app for Android/iOS

**Mirror**

**USB charging points**

**Deluxe powered ventilator fan** w/rain cover

## Galley

**Flip-up countertop extension** (70A)

**Corian® solid-surface countertop**

**Decorative backsplash** (70B)

**Microwave oven** w/touch control (70A)

**Microwave convection oven** w/touch control (NA 70A)

**2-burner range top** w/glass cover (70A)

**3-burner range** w/glass top and stainless steel sink (NA 70A)

**2-door compressor driven refrigerator/freezer** (70A, 70B)

**Single door compressor driven refrigerator/freezer** (70X)

**Stainless steel sink** w/folding faucet and glass cover (70A)

**Bamboo sink cover and cutting board** (NA 70A)

**Cold water purification system**

## Bath

**Wet bath** 24"x43"

**Flexible showerhead**

**Shower curtain**

**Toilet** w/foot pedal and sprayer

**Tissue holder**

**Stainless steel sink**

**Powered roof vent**

**Removable clothing rod**

**Shower mat**

## Bedroom

**Twin beds** w/Flex Bed System (70A)

**24" HDTV** w/remote (70A)

**Wardrobe** (70A)

**Powered sofa/bed** (70B, 70X)

**Deluxe sleep system** (70A)

## Exterior

**Sliding entrance door**

**Side screen door**

**Rear screen door**

**Powered patio awning** w/LED lighting

**Slideout compartment tray** (access from rear door) (70A)

**Porch light** w/interior switch

**Running boards, rocker trim** w/mud guard

**Rear mud guards**

**Exterior speaker system**

### OPTIONAL EQUIPMENT

**Luggage rack**

**Ladder**

## Heating & Cooling System

**Coleman® Mach 10 NDQ air conditioner** interior shroud w/directional vents

**Truma Combi® Eco Plus Heating System** w/(2) 850-watt electric heating elements



WEIGHTS & MEASURES	70A	70B	70X
Length	24'3"	24'3"	24'3"
Exterior Height <sup>1</sup>	9'8" <sup>A</sup> /9'10" <sup>B</sup>	9'8" <sup>A</sup> /9'10" <sup>B</sup>	9'8" <sup>A</sup> /9'10" <sup>B</sup>
Exterior Width	6'4.25"	6'4.25"	6'4.25"
Awning Length	16'	16'	16'
Interior Height	6'3"	6'3"	6'3"
Interior Width	5'9.75"	5'9.75"	5'9.75"
Freshwater Tank Capacity <sup>2</sup> (gal.)	25	25	25
Water Heater Capacity (gal.)	2.6	2.6	2.6
Holding Tank Capacity - Black/Gray <sup>2</sup> (gal.)	8/26	9/19	9/19
LP Capacity <sup>3</sup> (lbs.)	67.68	67.68	67.68
Fuel Capacity (gal.)	24.5	24.5	24.5
GCWR <sup>4</sup> (lbs.)	15,250	15,250	15,250
GVWR (lbs.)	11,030	11,030	11,030
GAWR - Front (lbs.)	4,410	4,410	4,410
GAWR - Rear (lbs.)	7,720	7,720	7,720
Wheelbase	170"	170"	170"

\* Quick Recovery Truma Combi™ water/coach heater system runs on LP and/or 110-volt electric (includes 2-850-watt heating elements)

<sup>A</sup> Standard Chassis    <sup>B</sup> Optional 4WD Chassis

## Mercedes-Benz® Sprinter Chassis

3.0L 6-cylinder, 188-hp, Turbo-diesel engine, 7-gear Tronic automatic transmission, 220-amp. alternator

4-wheel ABS brakes

Stylized aluminum wheels

Trailer hitch<sup>4</sup> 5,000-lb. drawbar/500-lb. maximum vertical tongue weight

7-pin wiring connector

Spare tire

### OPTIONAL EQUIPMENT

On-demand 4WD w/Hi/Lo Range (only available with Iridium Silver or Tenorite Grey exterior)

## Cab Conveniences

MBUX® touchscreen multimedia infotainment center w/navigation, Wi-Fi hotspot, intelligent voice control and rear camera

Ultraleather® cab seats armrests, adjustable lumbar support, adjustable headrest, and slide/swivel/recline

3-point seat belts

Dual airbags

DISTRONIC PLUS® (adaptive cruise control)

Power steering w/tilt and telescoping wheel

Power mirrors w/defrost and turn signal

Power door locks w/remote

Power windows

12-volt powerpoints

Sunvisors

Folding privacy screens for front cab door windows

Appliqué package

Keyless entry w/remote

Blind spot monitoring

## Collision Avoidance System

Active brake assist

Traffic sign assist

Crosswind assist

Active lane keeping assist

## Interior

24" HDTV

OmniGo™ omni-directional, amplified HDTV antenna

Continuous tracklighting w/dimmer switch

MCD blackout roller shades

Soft vinyl ceiling

Tinted coach windows

Removable companion seats w/swivel and slide (70B, 70X)

Removable pedestal table

Sofa/bed (70A)

Touch screen systems monitor panel

Multiplex lighted wall switches w/master light switch and control via Precision Plex app for Android/iOS

Mirror

USB charging points

Deluxe powered ventilator fan w/rain cover

## Galley

Flip-up countertop extension (70A)

Corian® solid-surface countertop

Decorative backsplash (70B)

Microwave oven w/touch control (70A)

Microwave convection oven w/touch control (NA 70A)

2-burner range top w/glass cover (70A)

3-burner range w/glass top and stainless steel sink (NA 70A)

2-door compressor driven refrigerator/freezer (70A, 70B)

Single door compressor driven refrigerator/freezer (70X)

Stainless steel sink w/folding faucet and glass cover (70A)

Bamboo sink cover and cutting board (NA 70A)

Cold water purification system

## Bath

Wet bath 24"x43"

Flexible showerhead

Shower curtain

Toilet w/foot pedal and sprayer

Tissue holder

Stainless steel sink

Powered roof vent

Removable clothing rod

Shower mat

## Bedroom

Twin beds w/Flex Bed System (70A)

24" HDTV w/remote (70A)

Wardrobe (70A)

Powered sofa/bed (70B, 70X)

Deluxe sleep system (70A)

## Exterior

Sliding entrance door

Side screen door

Rear screen door

Powered patio awning w/LED lighting

Slideout compartment tray (access from rear door) (70A)

Porch light w/interior switch

Running boards, rocker trim w/mud guard

Rear mud guards

Exterior speaker system

### OPTIONAL EQUIPMENT

Luggage rack

Ladder

## Heating & Cooling System

Coleman® Mach 10 NDQ air conditioner interior shroud w/directional vents

Truma Combi® Eco Plus Heating System w/(2) 850-watt electric heating elements



## Electrical System

AC/DC load center/converter

2-deep cycle Group 31 batteries (AGM maintenance free)

Coach battery disconnect system

200-watt solar panel/battery charger

45-amp. converter/charger

30-amp. power cord

Exterior TV jack

Exterior AC/DC receptacles

2,500-watt Cummins Onan® MicroQuiet™ LP generator

1,000-watt Pure Sine Wave inverter

## Plumbing System

Exterior Service Center city water hookup/tank diverter valve, drainage valves, sewer hose (w/shut-off 70B, 70X) valve and exterior wash station w/pump switch

TrueLevel™ holding tank monitoring system

Winterization Package water heater bypass valve and siphon tube

On-demand water pump

12-volt macerator sewage pump (70B, 70X)

Permanent-mount LP tank w/gauge

LPG accessory connection

Holding tank flushing system

## Safety

Child seat tether anchors (70B, 70X)

LP, smoke, and carbon monoxide detectors

Fire extinguisher

Ground fault interrupter

Daytime running lamps

## Warranty<sup>5</sup>

12-month/15,000-mile basic warranty<sup>6</sup>

### FOOTNOTES

1. The height of each model is measured to the top of the tallest standard feature and is based on the curb weight of a typically equipped unit. The actual height of your vehicle may vary by several inches depending on chassis or equipment variations. Please contact your dealer for further information.
2. Capacities are based on measurements prior to tank installation. Slight capacity variations can result due to installation applications.
3. Capacities shown are tank manufacturer's listed water capacity (W.C.). Actual filled LP capacity is 80% of listing due to overfilling prevention device on tank.
4. Actual towing capacity is dependent on your particular loading and towing circumstances which includes the GVWR, GAWR, and GCWR, as well as adequate trailer brakes. Please refer to the Operator's Manual of your vehicle for further towing information.
5. See separate chassis warranty.
6. See your dealer for complete warranty information.

NA Not Available

Not all items available in combination. See dealer for details.

Because features, specifications, equipment, and options may vary from those highlighted in this brochure, the buyer is responsible for confirming with the dealer the features, specifications, equipment, and options included on their specific vehicle. In addition, Winnebago's program of continuous product improvement may result in changes to vehicle specifications, equipment, model availability, and price without notice.



## Electrical System

**AC/DC load center/converter**

**2-deep cycle Group 31 batteries** (AGM maintenance free)

**Coach battery disconnect system**

**200-watt solar panel/battery charger**

**45-amp. converter/charger**

**30-amp. power cord**

**Exterior TV jack**

**Exterior AC/DC receptacles**

**2,500-watt Cummins Onan® MicroQuiet™ LP generator**

**1,000-watt Pure Sine Wave inverter**

## Plumbing System

**Exterior Service Center** city water hookup/tank diverter valve, drainage valves, sewer hose (w/shut-off 70B, 70X) valve and exterior wash station w/pump switch

**TrueLevel™ holding tank monitoring system**

**Winterization Package** water heater bypass valve and siphon tube

**On-demand water pump**

**12-volt macerator sewage pump** (70B, 70X)

**Permanent-mount LP tank** w/gauge

**LPG accessory connection**

**Holding tank flushing system**

## Safety

**Child seat tether anchors** (70B, 70X)

**LP, smoke, and carbon monoxide detectors**

**Fire extinguisher**

**Ground fault interrupter**

**Daytime running lamps**

## Warranty<sup>5</sup>

**12-month/15,000-mile basic warranty<sup>6</sup>**

### FOOTNOTES

1. The height of each model is measured to the top of the tallest standard feature and is based on the curb weight of a typically equipped unit. The actual height of your vehicle may vary by several inches depending on chassis or equipment variations. Please contact your dealer for further information.
2. Capacities are based on measurements prior to tank installation. Slight capacity variations can result due to installation applications.
3. Capacities shown are tank manufacturer's listed water capacity (W.C.). Actual filled LP capacity is 80% of listing due to overfilling prevention device on tank.
4. Actual towing capacity is dependent on your particular loading and towing circumstances which includes the GVWR, GAWR, and GCWR, as well as adequate trailer brakes. Please refer to the Operator's Manual of your vehicle for further towing information.
5. See separate chassis warranty.
6. See your dealer for complete warranty information.

NA Not Available

Not all items available in combination. See dealer for details.

Because features, specifications, equipment, and options may vary from those highlighted in this brochure, the buyer is responsible for confirming with the dealer the features, specifications, equipment, and options included on their specific vehicle. In addition, Winnebago's program of continuous product improvement may result in changes to vehicle specifications, equipment, model availability, and price without notice.