



AMERICAN DREAM

CLASS A DIESEL | MODEL YEAR 2023

39RK | 42Q | 42V | 45A | 45D | 45P



DREAM
Shown in Dockside Graphics

COMPREHENSIVE FEATURES

- Liberty Bridge® paired with Freightliner® Custom Chassis XCM (39RK, 42Q, 42V), SL (45A, 45D, 45P)
- Cummins Diesel 450HP (39RK, 42Q, 42V) 605HP (45A, 45D, 45P)
- ZF Independent front suspension
- Select Drive™ premium steering system
- 12.5kW Onan QD generator with AGS
- 2,800 watt pure sine wave inverter
- (8) AGM house batteries standard, with Lithium option (39RK = 6)
- Aqua-Hot 450D for unlimited hot water and comfortable even interior heat
- FCCC RoadWatch state-of-the-art driving and safety system includes automatic traction control, electronic stability control with roll stability support adaptive cruise control and collision mitigation with forward warning and active braking
- UltraSteer tag axle reduces turning by 17' compared to a fixed tag axle or 8' tighter than the competition's passive steer tag
- Platinum Experience Warranty includes -2yr / 24k mile coach, 5yr / 50k structural, 3 years REV assist roadside assistance, dedicated customer service team and now includes the PX owner's mobile app

AVAILABLE OPTIONS

- Winegard In-Motion Satellite Dish
- Winegard Trav'ler w/DISH Network
- Winegard Trav'ler w/DIRECT Network
- Roof Mounted Awning (2nd Door Side)
- 43" Front Overhead LED TV
- Standard Cabinet w/o Dishwasher
- Co-Pilot Monitor with 7" Screen
- Lithium Battery Package
- 90° Slide-Out Tray - 1st Full Bay
- 90° Slide-Out Tray - 2nd Full Bay
- Sofa Bed w/Mattress (42Q Twin Mattress, 45A Queen Mattress)
- Motion Power Lounge (42Q, 45A)
- Dual Recliners (39RK)
- Booth Dinette (45A)
- Sofa w/Ottoman (39RK)
- Exterior Freezer
- Technology Package: Wifi Ranger™ Denali-LTE w/router, Cell Booster, 300W Solar Panel, JBL Premium Audio Sound System



42Q



42V



45A



45D



39RK




45P

39RK | 42Q | 42V | 45A | 45D | 45P


NAVY PIER DÉCOR



ROCKPORT DÉCOR




SAND CREEK DÉCOR



HARDWOOD CABINETRY



AMERICAN CHESTNUT



CATHEDRAL PAINTED CABINETRY



CHILL-OUT SEAL



RUSHMORE PAINTED CABINETRY

TRADITIONAL DOOR PROFILE

CHASSIS

MODEL	39RK	42Q	42V	45A	45D	45P
Wheelbase	267"	302"	302"	319"	319"	319"
Front GAWR (lbs)	17,000	17,000	17,000	17,000	17,000	17,000
Rear GAWR (lbs)	20,000	20,000	20,000	20,000	20,000	20,000
GCWR (lbs)	62,000	62,000	62,000	71,000	71,000	71,000
Hitch Rating Weight (lbs)	15,000	15,000	15,000	20,000	20,000	20,000
Tongue Weight (lbs)	1,500	1,500	1,500	2,000	2,000	2,000
Fuel Capacity (gal)	150	150	150	150	150	150

DIMENSIONS & CAPACITIES

MODEL	39RK	42Q	42V	45A	45D	45P
Overall Length	39' 9"	42' 11"	42' 11"	44' 11"	44' 11"	44' 11"
Overall Height	13' 1"	13' 1"	13' 1"	13' 1"	13' 1"	13' 1"
Overall Width (Maximum)	102"	102"	102"	102"	102"	102"
Interior Height (Maximum)	84"	84"	84"	84"	84"	84"
Interior Width (Maximum)	96"	96"	96"	96"	96"	96"
Patio Awning Width	18' 0"	18' 0"	18' 0"	19' 8"	19' 8"	19' 8"
Interior Storage (cu. ft.)	127	233	235	212	212	212
Exterior Storage (cu. ft.)	72	131	131	131	131	131
Fresh Water Capacity (gal)	105	100	100	105	105	105
Grey Water Capacity (gal)	75	60	60	75	75	75
Black Water Capacity (gal)	50	40	40	50	50	50



LIBERTY BRIDGE® (39RQ, 42Q, 42V)
 Model: Freightliner Custom Chassis® XCM
 Engine: Cummins® L9
 Horsepower: 450HP
 Torque: 1,250 lb. ft
 Transmission: Allison® 3000 MH 6-Speed
 w/ Electronic Shift Control
 Alternator: 170 Amp

LIBERTY BRIDGE® (45A, 45D, 45P)
 Model: Freightliner Custom Chassis® SLM
 Engine: Cummins® X15
 Horsepower: 605HP
 Torque: 1,950 lb. ft
 Transmission: Allison® 4000 MH 6-Speed/
 Electronic Shift Control
 Alternator: 240 Amp

EXTERIORS



AMBASSADOR



BROOKLYN



CHESEAPEAKE



CORONADO



SKYDANCE