

45E | 45G | 45K



COMPREHENSIVE FEATURES

EAGLE
Shown in Pinehurst Graphics

- Liberty Bridge® paired with Freightliner® Custom Chassis SL with BrakeSync
- 20k lb. front axle with 365 tires. NEW FOR MY23
- ZF Independent front suspension
- Cummins Diesel Engine (605HP, 1950 ft. lb)
- Select Drive™ premium steering system
- Tire pressure monitoring system
- 12.5kW Onan QD generator with AGS
- 2,800 watt pure sine wave inverter
- (8) AGM house batteries standard, with Lithium option
- Emergency exit door
- Aqua-Hot 600D for unlimited hot water and comfortable even interior heat
- FCCC® RoadWatch state-of-the-art driving and safety system includes automatic traction control, electronic stability control with roll stability support, adaptive cruise control and collision mitigation with forward warning and active braking
- UltraSteer tag axle reduces turning by 17' compared to a fixed tag axle or 8' tighter than the competitions passive steer tag axle
- Beautiful Quartz countertops by Cambria throughout and custom residential furniture designs using Ultraleather® Fabrics
- Sani Con Turbo 600S waste management system
- Platinum Experience Warranty includes -2yr / 24k mile coach, 5yr / 50k structural, 3 years REV assist roadside assistance, dedicated customer service team and now includes the PX owners mobile app




AVAILABLE OPTIONS

- Exterior Freezer
- 43" Front Overhead LED TV
- Standard Cabinet w/o Dishwasher
- 360° Camera System
- Electric Fireplace in Bedroom (45K)
- Theater Seating with Sleeper Sofa (45G, 45K)
- Dual Recliners (45E)
- Booth Dinette (45K)
- Winegard Trav'ler w/DISH® Network
- Winegard Trav'ler w/DIRECTV® Network
- 90° Electric Slide-Out Tray -2nd Full Bay
- Rear Ladder
- **Lithium Battery Package**
- **Technology Package:**
 - Cell Booster, 300W Solar Panel
 - (Note: Wifi Range™ Denali-LTE w/Router is Standard)
- VIP Delivery
- Galley Storage w/o Dishwasher

45E | 45G | 45K


CHANNEL ISLAND DÉCOR




INDEPENDENCE DÉCOR



SLEEPY HOLLOW DÉCOR



HARDWOOD CABINETRY



CHASSIS

MODEL	45E	45G	45K
Wheelbase	317"	317"	317"
Front GAWR (lbs)	20,000	20,000	20,000
Rear GAWR (lbs)	20,000	20,000	20,000
GCWR (lbs)	74,000	74,000	74,000
Hitch Rating Weight (lbs)	20,000	20,000	20,000
Tongue Weight (lbs)	2,000	2,000	2,000
Fuel Capacity (gal)	150	150	150

MODEL	45E	45G	45K
Overall Length	44' 11"	44' 11"	44' 11"
Overall Height	13' 1"	13' 1"	13' 1"
Overall Width (Maximum)	102"	102"	102"
Interior Height (Maximum)	84"	84"	84"
Interior Width (Maximum)	96"	96"	96"
Patio Awning Width	19' 8"	19' 8"	19' 8"
2nd Awning Width	16' 0"	16'-0"	16' 0"
Interior Storage (cu. ft.)	175	185	200
Exterior Storage (cu. ft.)	131	131	131
Fresh Water Capacity (gal)	105	105	105
Grey Water Capacity (gal)	75	75	75
Black Water Capacity (gal)	50	50	50



LIBERTY BRIDGE® CHASSIS
Cummins® X15, 605HP Engine with 3 Stage Engine Brake
1950 lb/ft Torque
Hitch Rating: 20,000#
Allison 4000 Series Transmission, 6-Speed

EXTERIORS

