



GALLERIA

By Coachmen

THE ULTIMATE TOURING VEHICLE




Coachmen
Recreational Vehicles
A Division of Forest River, Inc.



Mercedes-Benz



GALLERIA

By **Coachmen**

THE ULTIMATE TOURING VEHICLE




Coachmen
Recreational Vehicles
A division of Forest River, Inc.



Mercedes-Benz

THE ULTIMATE TOURING VEHICLE

GALLERIA

by Coachmen

MAKE THE MOST OF ANY SEASON

Galleria's versatility is the key to adventure that takes you from the work week, to spring picnics, summer camp outs, autumn tailgates, to the slopes, coast-to-coast and back again.

Galleria Class B Motorhomes offer the utmost in quality, luxury and value.

It's built on the award winning 3500 Mercedes Sprinter 170 extended platform, and powered by a "Blue TEC" turbo-diesel engine that delivers an impressive 325 ft. lbs. of torque. You can expect excellent fuel economy with one of the cleanest running diesel engines on the road today. As a Certified Green RV, Galleria utilizes effective production techniques, eco-friendly materials, plus efficient usage of energy and water to produce a high quality RV, with less environmental impact.



INNOVATION AND ADVENTURE

Galleria is built with high end components like the Truma Combi furnace/water heater system, Onan generator, and rich, handcrafted, solid hardwood cabinetry and trim, radius cabinet doors, and soft close drawer guides. We combine useful luxuries, popular amenities and unmistakable style, with an easy to drive Mercedes-Benz Sprinter chassis. Plus, it looks great in your driveway.

Hit the Boondocks! The optional Li₃ lithium battery system quietly powers the air conditioner for up to ten hours on a single charge – without cords or a generator.

COACHMEN RVs HAVE BEEN ON ROADS AND HIGHWAYS SINCE 1964

Coachmen RV is "Dedicated to the enrichment of your life." By providing you with long term value every step of the way, our focus is on producing Recreational Vehicles with superior value, and backing them with exceptional service and support. With over five decades of manufacturing experience and over 600,000 RVs built and sold, we know how to design a reliable RV with exceptional value. Once you become a Coachmen owner, we are committed to enhancing your RV ownership and lifestyle experience... creating friends and memories that will last a lifetime. Coachmen... a proven brand that you can trust.



Spring into the Great Outdoors with Galleria – a versatile RV that's the ideal fit for everyday life.



Let the sunshine in! 24FL's large galley windows offer a great view and plenty of natural light. Cashmere Decor with Maple cabinetry shown.



THE ULTIMATE TOURING VEHICLE

GALLERIA

By Coachmen

MAKE THE MOST OF ANY SEASON

Galleria's versatility is the key to adventure that takes you from the work week, to spring picnics, summer camp outs, autumn tailgates, to the slopes, coast-to-coast and back again.

Galleria Class B Motorhomes offer the utmost in quality, luxury and value.



It's built on the award winning 3500 Mercedes Sprinter 170 extended platform, and powered by a "Blue TEC" turbo-diesel engine that delivers an impressive 325 ft. lbs. of torque. You can expect excellent fuel economy with one of the cleanest running diesel engines on the road today. As a Certified Green RV, Galleria utilizes effective production techniques, eco-friendly materials, plus efficient usage of energy and water to produce a high

quality RV, with less environmental impact.

INNOVATION AND ADVENTURE

Galleria is built with high end components like the Truma Combi furnace/water heater system, Onan generator, and rich, handcrafted, solid hardwood cabinetry and trim, radius cabinet doors, and soft close drawer guides. We combine useful luxuries, popular amenities and unmistakable style, with an easy to drive Mercedes-Benz Sprinter chassis. Plus, it looks great in your driveway.

Hit the Boondocks! The optional Li₃ lithium battery system quietly powers the air conditioner for up to ten hours on a single charge – without cords or a generator.

COACHMEN RVs HAVE BEEN ON ROADS AND HIGHWAYS SINCE 1964

Coachmen RV is "Dedicated to the enrichment of your life." By providing you with long term value every step of the way, our focus is on producing Recreational Vehicles with superior value, and backing them with exceptional service and support. With over five decades of manufacturing experience and over 600,000 RVs built and sold, we know how to design a reliable RV with exceptional value. Once you become a Coachmen owner, we are committed to enhancing your RV ownership and lifestyle experience... creating friends and memories that will last a lifetime. Coachmen... a proven brand that you can trust.

Spring into the Great Outdoors with Galleria – a versatile RV that's the ideal fit for everyday life.



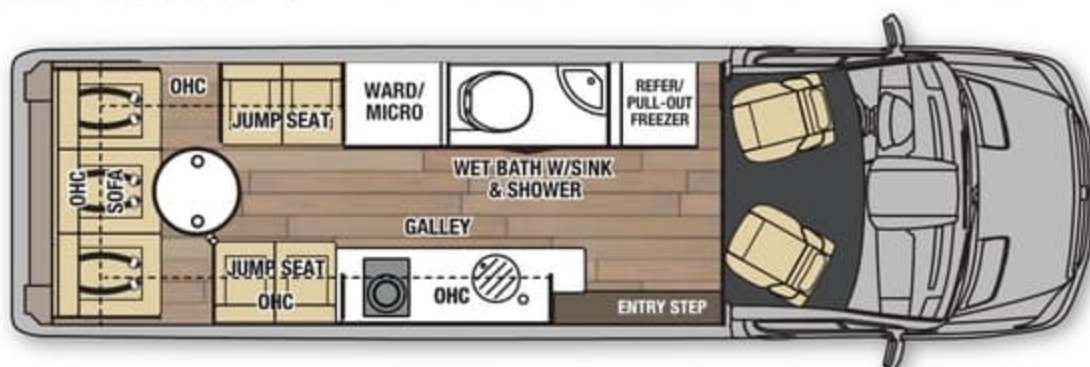
Let the sunshine in! 24FL's large galley windows offer a great view and plenty of natural light. Cashmere Decor with Maple cabinetry shown.





The 24FL includes an open concept front lounge for easy access. At the push of a button, the motorized rear sofa lays flat, and can be combined with the jump seats to create a large 68" x 76" sleeping area.

24FL POWER SOFA WITH DOUBLE CAPTAINS CHAIRS



GALLERIA 24FL

Mercedes 3500 Ext

Engine	V-6 3.0L	Exterior Height (w/AC)	9' 6"
Horse Power	188	Exterior Length	24' 3"
Torque	325	Tow Capacity (lbs.)	5,000
Wheel Base	170"	Hitch Weight (lbs.)	500
GVWR (lbs.)	11,030	Fuel Capacity (gal.)	24
GCWR (lbs.)	15,250	LP Capacity (gal./lbs.)	9.7/41
UVW (lbs.)	8,946	Fresh Water (gal.)	27
CCC (lbs.)	2,084	Grey Water (gal.)	22
Interior Height	75"	Black Water (gal.)	26
Exterior Width	83"	Awning	13' 1"



Well-organized wardrobe storage.



24FL's 7.3 cu. ft. 12V compressor driven refrigerator with pull-out freezer, and optional Lagun table. (Both are available on 24A, 24FL.)





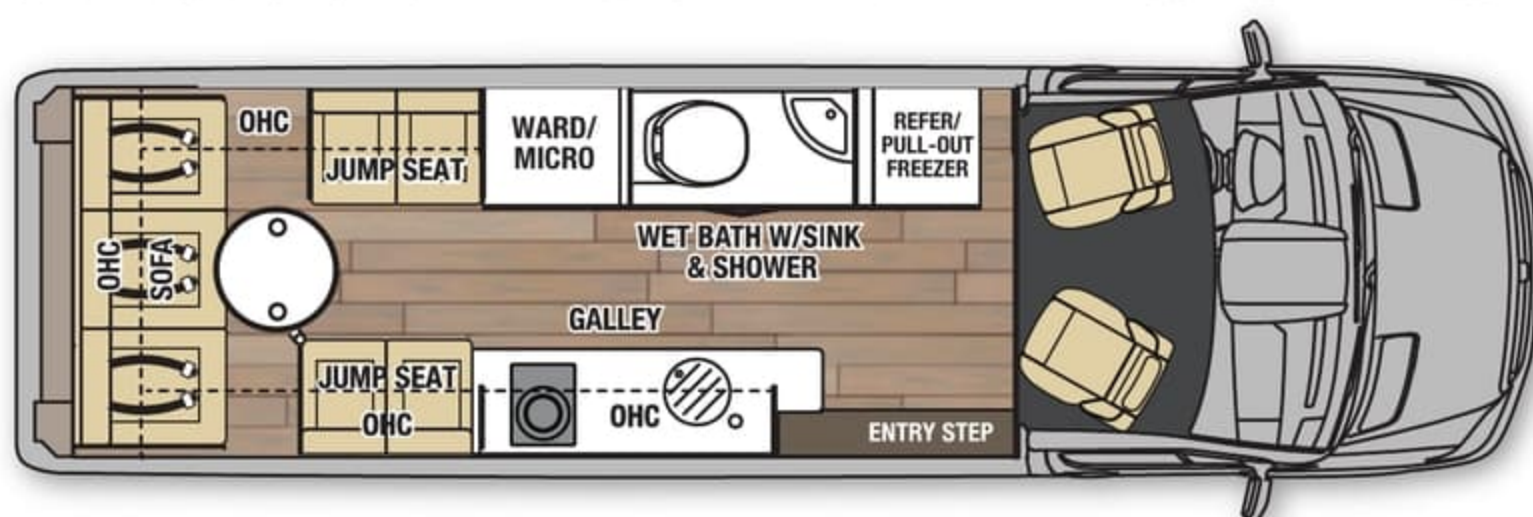
Well-organized wardrobe storage.



24FL's 7.3 cu. ft. 12V compressor driven refrigerator with pull-out freezer, and optional Lagun table. (Both are available on 24A, 24FL.)

The 24FL includes an open concept front lounge for easy access. At the push of a button, the motorized rear sofa lays flat, and can be combined with the jump seats to create a large 68" x 76" sleeping area.

24FL POWER SOFA WITH DOUBLE CAPTAINS CHAIRS



GALLERIA 24FL

Mercedes 3500 Ext

Engine	V-6 3.0L	Exterior Height (w/AC)	9' 6"
Horse Power	188	Exterior Length	24' 3"
Torque	325	Tow Capacity (lbs.)	5,000
Wheel Base	170"	Hitch Weight (lbs.)	500
GVWR (lbs.)	11,030	Fuel Capacity (gal.)	24
GCWR (lbs.)	15,250	LP Capacity (gal./lbs.)	9.7/41
UVW (lbs.)	8,946	Fresh Water (gal.)	27
CCC (lbs.)	2,084	Grey Water (gal.)	22
Interior Height	75"	Black Water (gal.)	26
Exterior Width	83"	Awning	13' 1"





On the job, or on the go, the versatile, 24A is standard equipped with a desk, or your choice of seating options for friends and family. Travel easy in this popular, pet-friendly Galleria. The optional jump seat converts to junior sleeping area.





On the job, or on the go, the versatile, 24A is standard equipped with a desk, or your choice of seating options for friends and family. Travel easy in this popular, pet-friendly Galleria. The optional jump seat converts to junior sleeping area.



Summer time and the living is easy.
Let the good times roll with Galleria

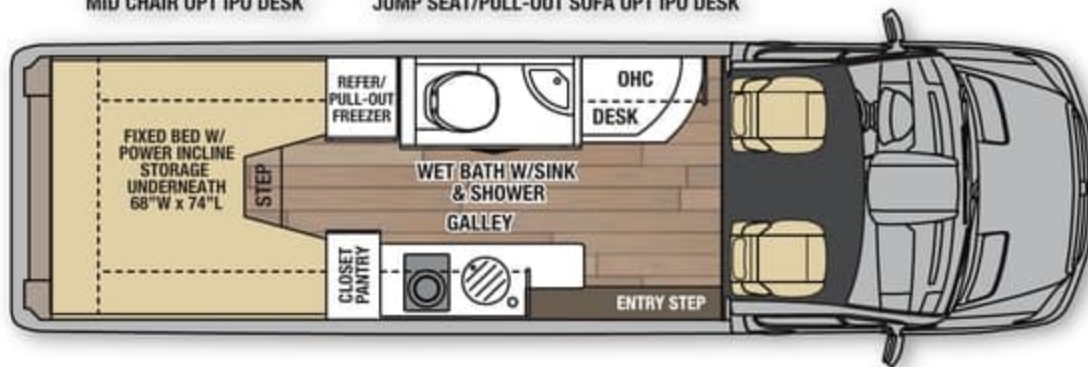
24A REAR BED WITH DOUBLE CAPTAINS CHAIRS



MID CHAIR OPT IPO DESK



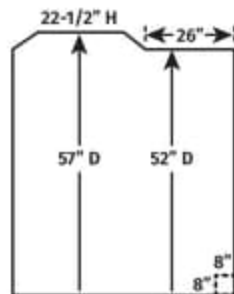
JUMP SEAT/PULL-OUT SOFA OPT IPO DESK



GALLERIA 24A

Mercedes 3500 Ext

Engine	V-6 3.0L	Exterior Height (w/AC)	9' 6"
Horse Power	188	Exterior Length	24' 3"
Torque	325	Tow Capacity (lbs.)	5,000
Wheel Base	170"	Hitch Weight (lbs.)	500
GVWR (lbs.)	11,030	Fuel Capacity (gal.)	24
GCWR (lbs.)	15,250	LP Capacity (gal./lbs.)	9.7/41
UVW (lbs.)	9,167	Fresh Water (gal.)	27
CCC (lbs.)	1,862	Grey Water (gal.)	22
Interior Height	75"	Black Water (gal.)	19
Exterior Width	83"	Awning	13' 1"



Spacious rear
storage fits
extra gear.

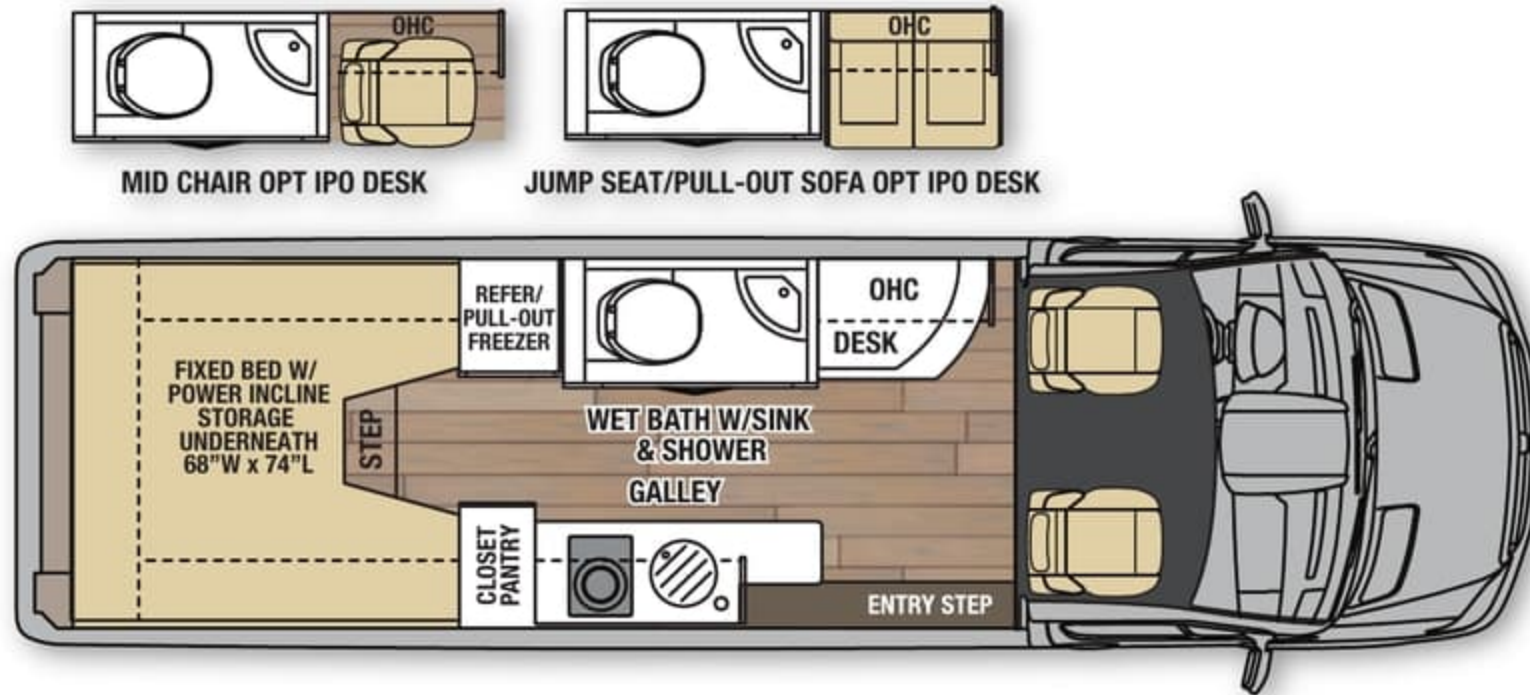


Load up and go! 24A has an incredible 26 cu. ft. of heated, secure storage under the bed for long, leisurely summer outings.



Summer time and the living is easy.
Let the good times roll with Galleria

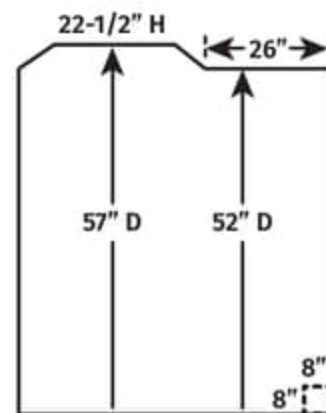
24A REAR BED WITH DOUBLE CAPTAINS CHAIRS



GALLERIA 24A

Mercedes 3500 Ext

Engine	V-6 3.0L	Exterior Height (w/AC)	9' 6"
Horse Power	188	Exterior Length	24' 3"
Torque	325	Tow Capacity (lbs.)	5,000
Wheel Base	170"	Hitch Weight (lbs.)	500
GVWR (lbs.)	11,030	Fuel Capacity (gal.)	24
GCWR (lbs.)	15,250	LP Capacity (gal./lbs.)	9.7/41
UVW (lbs.)	9,167	Fresh Water (gal.)	27
CCC (lbs.)	1,862	Grey Water (gal.)	22
Interior Height	75"	Black Water (gal.)	19
Exterior Width	83"	Awning	13' 1"



Spacious rear
storage fits
extra gear.



Load up and go! 24A has an incredible 26 cu. ft. of heated, secure storage under the bed for long, leisurely summer outings.



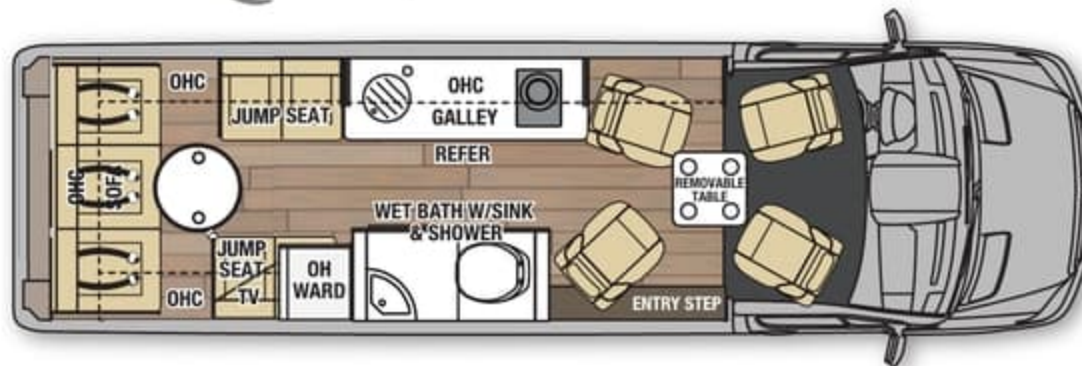






At the stadium, across town, or cross-country, 24Q accommodates up to seven travelers comfortably. It's the ultimate second vehicle for a family... tailgating... even a mobile office! The back sofa folds out to a spacious 68" x 76" sleeping area, when combined with the jump seats. Shown in Cashmere decor with Maple cabinetry.

24Q POWER SOFA WITH QUAD CAPTAINS CHAIRS



GALLERIA 24Q

Mercedes 3500 Ext			
Engine	V-6 3.0L	Exterior Height (w/AC)	9' 6"
Horse Power	188	Exterior Length	24' 3"
Torque	325	Tow Capacity (lbs.)	5,000
Wheel Base	170"	Hitch Weight (lbs.)	500
GVWR (lbs.)	11,030	Fuel Capacity (gal.)	24
GCWR (lbs.)	15,250	LP Capacity (gal./lbs.)	9.7/41
UVW (lbs.)	9,028	Fresh Water (gal.)	27
CCC (lbs.)	2,002	Grey Water (gal.)	22
Interior Height	75"	Black Water (gal.)	12
Exterior Width	83"	Awning	13' 1"

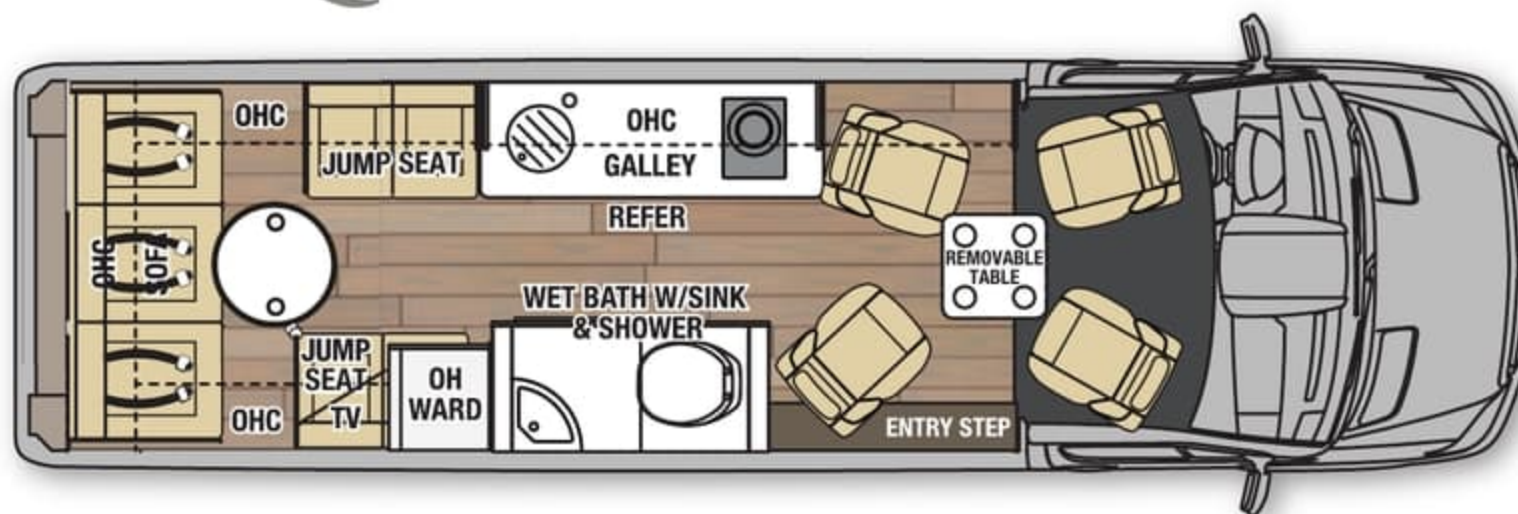
Experience all the colors of the season with Galleria.





At the stadium, across town, or cross-country, 24Q accommodates up to seven travelers comfortably. It's the ultimate second vehicle for a family... tailgating... even a mobile office! The back sofa folds out to a spacious 68" x 76" sleeping area, when combined with the jump seats. Shown in Cashmere decor with Maple cabinetry.

24Q POWER SOFA WITH QUAD CAPTAINS CHAIRS



GALLERIA 24Q

Mercedes 3500 Ext			
Engine	V-6 3.0L	Exterior Height (w/AC)	9' 6"
Horse Power	188	Exterior Length	24' 3"
Torque	325	Tow Capacity (lbs.)	5,000
Wheel Base	170"	Hitch Weight (lbs.)	500
GVWR (lbs.)	11,030	Fuel Capacity (gal.)	24
GCWR (lbs.)	15,250	LP Capacity (gal./lbs.)	9.7/41
UVW (lbs.)	9,028	Fresh Water (gal.)	27
CCC (lbs.)	2,002	Grey Water (gal.)	22
Interior Height	75"	Black Water (gal.)	12
Exterior Width	83"	Awning	13' 1"

Experience all the colors of the season with Galleria.



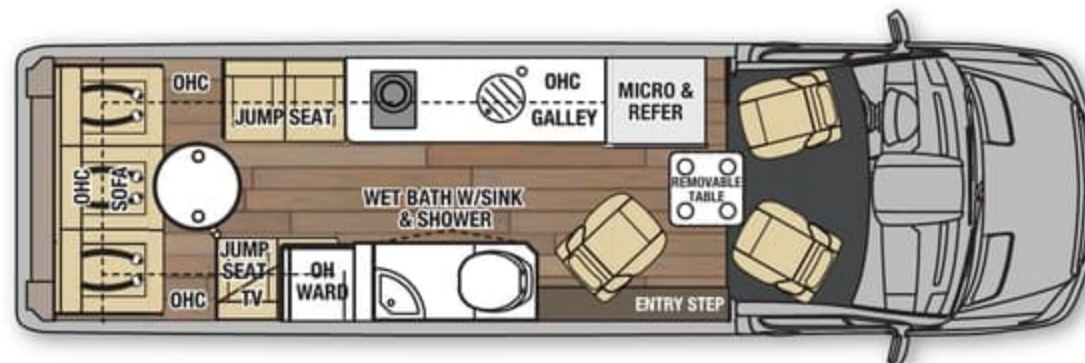


Shown in Fog decor with Cherry cabinetry.



Spring, summer, fall or winter, the Galleria is the best insulated Class B on the market today. It's standard equipped with R-15 insulation.

24T POWER SOFA WITH TRIPLE CAPTAINS CHAIRS



All season fun on the run – Galleria the perfect winter hot spot.

GALLERIA 24T

Mercedes 3500 Ext			
Engine	V-6 3.0L	Exterior Height (w/AC)	9' 6"
Horse Power	188	Exterior Length	24' 3"
Torque	325	Tow Capacity (lbs.)	5,000
Wheel Base	170"	Hitch Weight (lbs.)	500
GVWR (lbs.)	11,030	Fuel Capacity (gal.)	24
GCWR (lbs.)	15,250	LP Capacity (gal./lbs.)	9.7/41
UVW (lbs.)	9,039	Fresh Water (gal.)	27
CCC (lbs.)	1,991	Grey Water (gal.)	22
Interior Height	75"	Black Water (gal.)	12
Exterior Width	83"	Awning	13' 1"

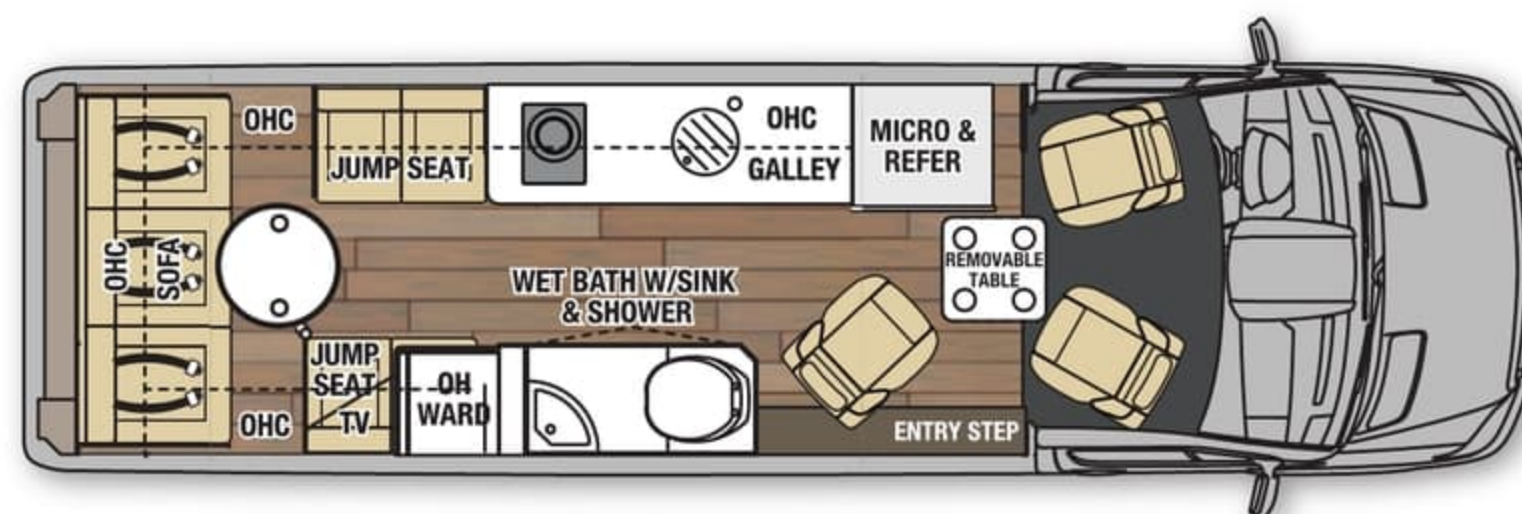


Shown in Fog decor with Cherry cabinetry.



Spring, summer, fall or winter, the Galleria is the best insulated Class B on the market today. It's standard equipped with R-15 insulation.

24T POWER SOFA WITH TRIPLE CAPTAINS CHAIRS



All season fun on the run – Galleria the perfect winter hot spot.

GALLERIA 24T

Mercedes 3500 Ext			
Engine	V-6 3.0L	Exterior Height (w/AC)	9' 6"
Horse Power	188	Exterior Length	24' 3"
Torque	325	Tow Capacity (lbs.)	5,000
Wheel Base	170"	Hitch Weight (lbs.)	500
GVWR (lbs.)	11,030	Fuel Capacity (gal.)	24
GCWR (lbs.)	15,250	LP Capacity (gal./lbs.)	9.7/41
UVW (lbs.)	9,039	Fresh Water (gal.)	27
CCC (lbs.)	1,991	Grey Water (gal.)	22
Interior Height	75"	Black Water (gal.)	12
Exterior Width	83"	Awning	13' 1"



Turbo II 12V air conditioner



MBUX - Mercedes-Benz User Experience with built-in navigation, Apple CarPlay/Android Auto, and "Hey Mercedes" voice control.



Convenient control center monitors capacities



Water and utility management center



Thetford 12V macerator waste disposal system



Upgraded Alcoa aluminum front and rear wheels

More standard features than any other B-Class on the market today. Comfort and luxury at no extra cost!

TOP CHASSIS FEATURES

- Mercedes 3.0L Turbo V6 Diesel
- 7-Speed automatic transmission
- Blind spot monitoring/lane assist sensor
- ESP – Electronic Stability Program
- Collision avoidance indicator
- Front window and side airbags
- High beam assist
- Back-up camera
- Heated side view mirrors
- Heated front swivel seats
- Multi-function steering wheel
- Xenon head lamps and fog lamps
- Head lamp washer
- 5,000 Lb. Tow hitch with 7-Pin wiring connector



Heated, swivel, reclining captain's chairs have self-leveling arm rests.



This 10.25" Mercedes-Benz touch screen has smart wheel controls, built-in navigation, Apple CarPlay/Android auto, and voice control.

STANDARD FEATURES

- NEW 30 AMP Smart Plug (LED light power indicator, 20X contact area, weatherproof)
- Remote Access Eclipse App – Controls Firefly system while away (Coach must have internet)
- WiFi Ranger SkyPro
- 24" LED Smart TV
- Oxygenics Fury hand held shower head with On/Off
- Nova Kool 7300 Refrigerator with pull-out freezer drawer (24A, 24FL)
- Onan QG 2500 LP quiet generator
- Q-Foam in sofas and jump seats
- 330W Solar (3-110W panels)
- Aluminum wheels
- Supersprings International Suspension Kit
- Standard upgraded insulation R-15
- Tru-Tank sensors read tank levels at 5% increments
- Black tank flush
- Horizon solid surface countertop with plate drying rack and sink cover
- High-rise kitchen faucet
- Custom high gloss hardwood cabinetry with radius doors and soft close hinges
- Motion sensor lighting and composite cabinet backing in overhead cabinets
- Positive catches and soft close drawer guides kitchen base cabinets
- Reading lights with individual switches and USB ports
- Cup holders by rear sofa
- Undercarriage lighting
- Gen start and auto start features
- Interior PVC vinyl wall color and texture
- Standard 330 AMP hour AGM battery with 2,000 Watt Pure Sine wave inverter
 - 2,000 Watt Pure Sine Wave inverter powers microwave and all outlets (not A/C)



24FL Bath

CHASSIS COLORS



Brilliant Silver

Arctic White

- Turbo II 12V Air Conditioner
- Multiple USB ports in living area
- True lay flat memory foam power sofa (Industry first)
- Dedicated C-PAP machine outlet and location
- R-38 Reflective insulation in floor
- Shower miser water saver
- 360 Siphon black tank vent
- Lagun table (N/A 24A)
- Hardwood expanding table with cup holders (24T, 24Q)
- One-piece carpet mat

OPTIONS

- Stealth Package: High gloss black painted Mercedes steel OEM rims. No paint on front bumper, rear bumper, and side cladding.
- Upgraded Alcoa Aluminum Rims with Inner Alcoa Dually Rim (Replaces 4 standard aluminum rims)
- Cozy Wrap Upgraded Insulation
- New Lagun Table with front post behind driver and passenger seats (24FL/24A)
- Side entry screen door
- LP Cooktop (IPO induction)
- Upgraded front window covers
- 4 x 4 Chassis option (All floorplans)
- Supersprings International Suspension Kit
- VB Air suspension
- Second row seat delete (N/A 24FL, 24A)
- Polar Package Plus heating pads
- Li3 Lithium Battery System:
 - 630 amp-hour lithium battery, internal heater, Bluetooth battery management system and remote LCD display, second under hood alternator with multi-stage voltage regulator, Xantrex XC Pro 3000W inverter/ charger with Bluetooth XC Remote, Xantrex Echo-charge (Charges chassis battery while plugged into shore power). Onan Generator not included with Li3 Lithium Battery option.

CABINETS

High Gloss Cherry

High Gloss Maple

DECORS

Cashmere

Fog

Onyx



Turbo II 12V air conditioner



MBUX - Mercedes-Benz User Experience with built-in navigation, Apple CarPlay/Android Auto, and "Hey Mercedes" voice control.



Convenient control center monitors capacities



Water and utility management center



Thetford 12V macerator waste disposal system



Upgraded Alcoa aluminum front and rear wheels

More standard features than any other B-Class on the market today. Comfort and luxury at no extra cost!

TOP CHASSIS FEATURES

- Mercedes 3.0L Turbo V6 Diesel
- 7-Speed automatic transmission
- Blind spot monitoring/lane assist sensor
- ESP – Electronic Stability Program
- Collision avoidance indicator
- Front window and side airbags
- High beam assist
- Back-up camera
- Heated side view mirrors
- Heated front swivel seats
- Multi-function steering wheel
- Xenon head lamps and fog lamps
- Head lamp washer
- 5,000 Lb. Tow hitch with 7-Pin wiring connector



Heated, swivel, reclining captain's chairs have self-leveling arm rests.



This 10.25" Mercedes-Benz touch screen has smart wheel controls, built-in navigation, Apple CarPlay/Android auto, and voice control.

STANDARD FEATURES

- NEW 30 AMP Smart Plug (LED light power indicator, 20X contact area, weatherproof)
- Remote Access Eclipse App – Controls Firefly system while away (Coach must have internet)
- WiFi Ranger SkyPro
- 24" LED Smart TV
- Oxygenics Fury hand held shower head with On/Off
- Nova Kool 7300 Refrigerator with pull-out freezer drawer (24A, 24FL)
- Onan QG 2500 LP quiet generator
- Q-Foam in sofas and jump seats
- 330W Solar (3-110W panels)
- Aluminum wheels
- Supersprings International Suspension Kit
- Standard upgraded insulation R-15
- Tru-Tank sensors read tank levels at 5% increments
- Black tank flush
- Horizon solid surface countertop with plate drying rack and sink cover
- High-rise kitchen faucet
- Custom high gloss hardwood cabinetry with radius doors and soft close hinges
- Motion sensor lighting and composite cabinet backing in overhead cabinets
- Positive catches and soft close drawer guides kitchen base cabinets
- Reading lights with individual switches and USB ports
- Cup holders by rear sofa
- Undercarriage lighting
- Gen start and auto start features
- Interior PVC vinyl wall color and texture
- Standard 330 AMP hour AGM battery with 2,000 Watt Pure Sine wave inverter
 - 2,000 Watt Pure Sine Wave inverter powers microwave and all outlets (not A/C)



24FL Bath

CHASSIS COLORS



Brilliant Silver

Arctic White

CABINETS

High Gloss Cherry

High Gloss Maple

DECORS

Cashmere

Fog

Onyx

- Turbo II 12V Air Conditioner
- Multiple USB ports in living area
- True lay flat memory foam power sofa (Industry first)
- Dedicated C-PAP machine outlet and location
- R-38 Reflective insulation in floor
- Shower miser water saver
- 360 Siphon black tank vent
- Lagun table (N/A 24A)
- Hardwood expanding table with cup holders (24T, 24Q)
- One-piece carpet mat

OPTIONS

- Stealth Package: High gloss black painted Mercedes steel OEM rims. No paint on front bumper, rear bumper, and side cladding.
- Upgraded Alcoa Aluminum Rims with Inner Alcoa Dually Rim (Replaces 4 standard aluminum rims)
- Cozy Wrap Upgraded Insulation
- New Lagun Table with front post behind driver and passenger seats (24FL/24A)
- Side entry screen door
- LP Cooktop (IPO induction)
- Upgraded front window covers
- 4 x 4 Chassis option (All floorplans)
- Supersprings International Suspension Kit
- VB Air suspension
- Second row seat delete (N/A 24FL, 24A)
- Polar Package Plus heating pads
- Li3 Lithium Battery System:
 - 630 amp-hour lithium battery, internal heater, Bluetooth battery management system and remote LCD display, second under hood alternator with multi-stage voltage regulator, Xantrex XC Pro 3000W inverter/ charger with Bluetooth XC Remote, Xantrex Echo-charge (Charges chassis battery while plugged into shore power). *Onan Generator not included with Li3 Lithium Battery option.*



Mercedes-Benz

R-15 Rock and Steel Based Insulation
No moisture absorption

Sound Deadening Cozy Wrap
with R-38 reflective insulation

Turbo II 12V
Air Conditioner

Marine-grade PVC Vinyl
with a 3/8" Foam Backer

Composite
Backed Cabinets

Linoleum

Hush Mat
Reduces sound
& vibration

Foam Backer
Quiets Road Noise
& Adds Insulation

Marine
Grade OSB

Sound Deadening
Cozy Wrap
with R-38 reflective
insulation

Heavy Duty
Industrial
Floor Covering

SumoSprings®

SumoSprings®

Moisture Resistant,
Sound Deadening
Composite Backer

Radiant Shield
Reflective Heat Barrier
Deflects road heat from
penetrating the van floor

Chassis
Floor

OPTIONAL

POLAR PACKAGE
Plus

- Water Lines (Hot and Cold)
- 12V Heat Pad
- Heat Rope Wraps Water Lines
- Insulation Protects Water Lines

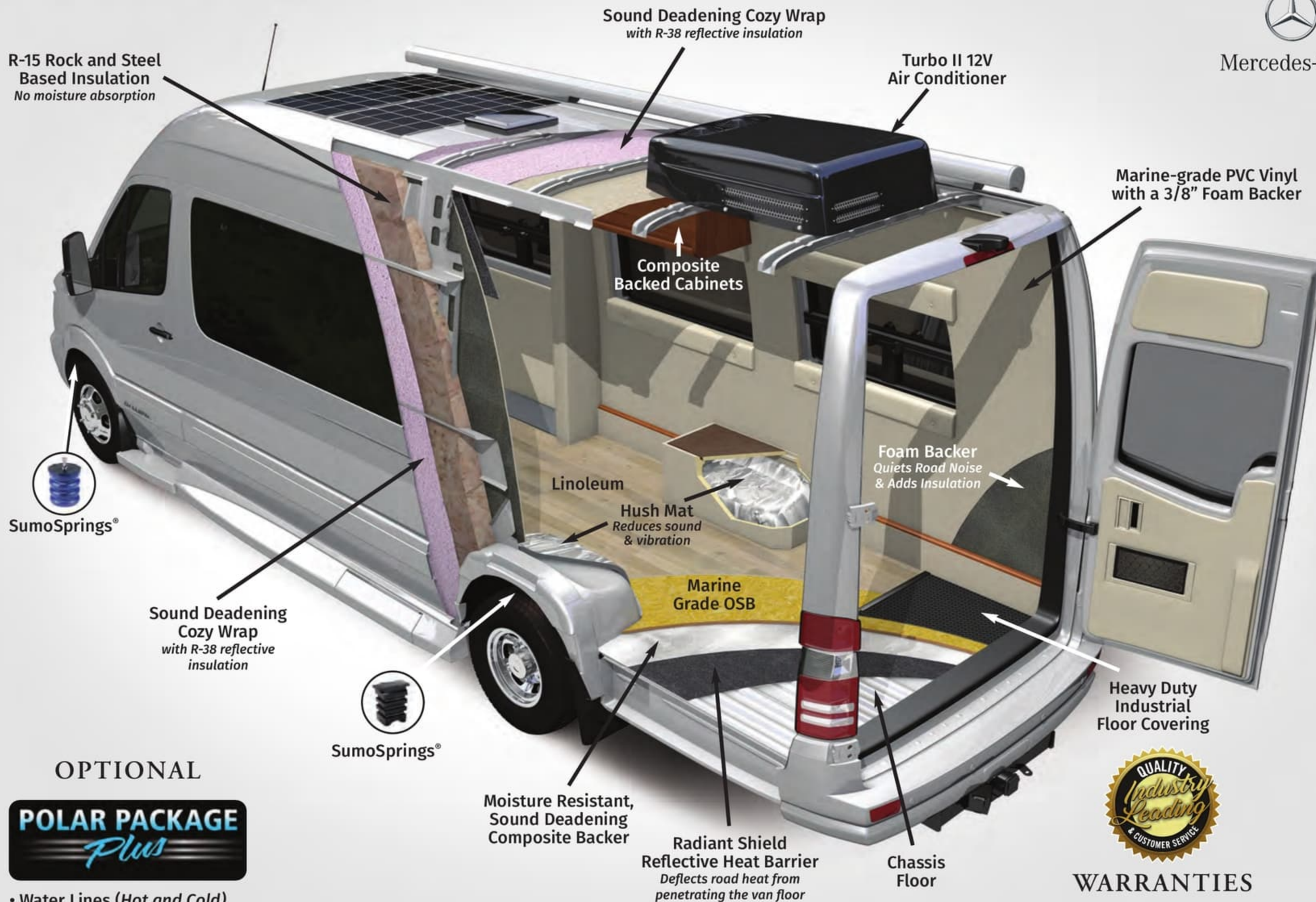


WARRANTIES

Motorhome - 12 Month/12,000 Mile Limited
Mercedes-Benz - 36 Month/36,000 Mile
Mercedes-Benz Power Train 60 Month/100,000 Mile



Mercedes-Benz



OPTIONAL

POLAR PACKAGE Plus

- Water Lines (Hot and Cold)
- 12V Heat Pad
- Heat Rope Wraps Water Lines
- Insulation Protects Water Lines



WARRANTIES

Motorhome - 12 Month/12,000 Mile Limited
 Mercedes-Benz - 36 Month/36,000 Mile
 Mercedes-Benz Power Train 60 Month/100,000 Mile



GALLERIA SETS THE STANDARD FOR CLASS B QUALITY, VALUE AND INNOVATION.
Road tested, premium components - The best of the best sound deadening and insulation for the ultimate in extended season travel comfort

STANDARD FEATURES



30AMP SMART PLUG

- LED light power indicator
- 20X surface contact area
- Weatherproof

COMPOSITE RADIANT SHIELD REFLECTIVE HEAT BARRIER

- R-38 Reflective value
- Deflects road heat from penetrating the van floor
- Sound deadening for a quieter ride
- Moisture and mold resistant



TURBO II 12V AIR CONDITIONER

- Three speeds
- Quiet operation



HushMat



THE #1 RATED THERMAL AND SOUND DEADENING RV INSULATION

- For a cool, quiet comfortable ride
- Reduces heat and noise
- Insulates the engine
- Reduces noise from the floor – inside and out
- Creates a quiet generator
- Reduces plumbing and shower sounds

SumoSprings®




INNOVATIVE SUSPENSION SOLUTIONS

- The world's first and only airless air spring!
- Does not leak air. No airlines or compressors.
- Increases ride comfort
- Reduces sway and level sag

Check us out at: www.coachmenrv.com/galleria

OPTIONAL UPGRADES



COZY WRAP UPGRADED INSULATION

- Increases heating/cooling efficiency by 50%
- Sound deadening material also adds tensile strength to the walls
- R-38 Reflective barrier embedded into Cozy Wrap helps reduce heat transfer

**POLAR PACKAGE
Plus**



POLAR PACKAGE PLUS TANK HEATING SYSTEM

- 12V Heat pad on grey and fresh water tanks
- Heat rope wraps water lines
- Insulation protects water lines



GALLERIA SETS THE STANDARD FOR CLASS B QUALITY, VALUE AND INNOVATION.
Road tested, premium components - The best of the best sound deadening and insulation for the ultimate in extended season travel comfort

STANDARD FEATURES



- 30AMP SMART PLUG**
- LED light power indicator
 - 20X surface contact area
 - Weatherproof

COMPOSITE RADIANT SHIELD REFLECTIVE HEAT BARRIER

- R-38 Reflective value
- Deflects road heat from penetrating the van floor
- Sound deadening for a quieter ride
- Moisture and mold resistant



TURBO II 12V AIR CONDITIONER

- Three speeds
- Quiet operation



HushMat



THE #1 RATED THERMAL AND SOUND DEADENING RV INSULATION

- For a cool, quiet comfortable ride
- Reduces heat and noise
- Insulates the engine
- Reduces noise from the floor – inside and out
- Creates a quiet generator
- Reduces plumbing and shower sounds

SumoSprings®




INNOVATIVE SUSPENSION SOLUTIONS

- The world's first and only airless air spring!
- Does not leak air. No airlines or compressors.
- Increases ride comfort
- Reduces sway and level sag

Check us out at: www.coachmenrv.com/galleria

OPTIONAL UPGRADES



COZY WRAP UPGRADED INSULATION

- Increases heating/cooling efficiency by 50%
- Sound deadening material also adds tensile strength to the walls
- R-38 Reflective barrier embedded into Cozy Wrap helps reduce heat transfer

**POLAR PACKAGE
Plus**



POLAR PACKAGE PLUS TANK HEATING SYSTEM

- 12V Heat pad on grey and fresh water tanks
- Heat rope wraps water lines
- Insulation protects water lines

GALLERIA

by Coachmen



We value the relationships we have and stand behind our products with an excellent warranty and solid service.

GALLERIA IS BUILT WITH THESE QUALITY COMPONENTS



Shown with standard rear backup camera.



To learn more about Coachmen RV and our products, and see how Coachmen is making the easy life easier, contact us today.

423 N. Main Street • P.O. Box 30
Middlebury, IN 46540 • (800) 353-7383
www.coachmenrv.com/galleria • fb.me/coachmenrv



YOUR COACHMEN GALLERIA DEALER

COACHMEN INTERACTIVE MOBILE MANUALS

Download your Coachmen mobile app or visit our dynamic online manual to enhance your ownership experience.

These interactive options provide incredible ease and insight into use, maintenance and enjoyment of your Coachmen product. Ranging from "How-To" videos, pictures and illustrations of various components, systems and features to fully searchable content and downloadable PDFs for individual component owner's manuals, answers are always just a click away.



GVWR (Gross Vehicle Weight Rating) - is the maximum permissible weight of the unit when fully loaded. It includes all weights, inclusive of all fluids, occupants, cargo, optional equipment and accessories. For safety and product performance do NOT exceed the GVWR.

GCWR (Gross Combined Weight Rating) - is the maximum permissible loaded weight of your motor home and any towed trailer or towed vehicle. Actual GCWR of this vehicle may be limited by the sum of the GVWR and the installed hitch receiver maximum capacity rating; see hitch rating label for detail.

GAWR (Gross Axle Weight Rating) - is the maximum permissible weight, including cargo, fluids, optional equipment and accessories that can be safely supported by each axle.

UVW (Unloaded Vehicle Weight) - is the typical weight of the unit as manufactured at the factory. It includes all weight at the unit's axle(s), including full fuel, all fluids and LP Gas. The UVW does not include cargo, fresh potable water, additional optional equipment or dealer installed accessories.

*Estimated Average based on standard build optional equipment.

CCC (Cargo Carrying Capacity)** - is the amount of weight available for fresh potable water, cargo, passengers, additional optional equipment and accessories. CCC is equal to GVWR minus UVW. Available CCC should accommodate fresh potable water (8.3 lbs per gallon). Before filling the fresh water tank, empty the black and gray tanks to provide for more cargo capacity.

**Estimated average based on standard build optional equipment.

Each Forest River RV is weighed at the manufacturing facility prior to shipping. A label identifying the unloaded vehicle weight of the actual unit and the cargo carrying capacity is applied to every Forest River RV prior to leaving our facilities.

The load capacity of your unit is designated by weight, not by volume, so you cannot necessarily use all available space when loading your unit. Actual towing capacity is dependent upon your particular loading and towing circumstances, which includes the GVWR, GAWR and GCWR as well as adequate trailer brakes. Please refer to the Operator's Manual of your vehicle for further towing information.



All information contained in this brochure is believed to be accurate at the time of publication. However, during the model year, it may be necessary to make revisions and Forest River, Inc., reserves the right to make all such changes without notice, including prices, colors, materials, equipment and specifications as well as the addition of new models and the discontinuance of models shown in this brochure. Therefore, please consult with your Forest River dealer and confirm the existence of any materials, design or specifications that are material to your purchase decision. ©2022 Galleria by Coachmen, a Division of Forest River, Inc., a Berkshire Hathaway company. All Rights Reserved. 9/22



PRE-DELIVERY INSPECTION FACILITY

20,000 square feet of quality assurance. The bare essentials for a premium product. This state-of-the-art facility gives immediate daily feedback to production for quality assurance in every unit built.



24/7 EMERGENCY ROADSIDE ASSISTANCE WITH VEHICLE PURCHASE*

TOWING
JUMP-STARTS
TIRE CHANGES
FLUID DELIVERY
LOCKOUT
SERVICE

WINCH-OUT
MOBILE MECHANIC
TECHNICAL
SUPPORT
DEALER LOCATOR
SERVICES



*VALID FOR 1 YEAR FROM DATE OF PURCHASE



Learn More
Scan this barcode using
a QR Reader on your
smart phone to learn
more about Forest River.



A Berkshire Hathaway company.

GALLERIA

by Coachmen

Shown with standard rear backup camera.



We value the relationships we have and stand behind our products with an excellent warranty and solid service.

GALLERIA IS BUILT WITH THESE QUALITY COMPONENTS



To learn more about Coachmen RV and our products, and see how Coachmen is making the easy life easier, contact us today.

423 N. Main Street • P.O. Box 30
Middlebury, IN 46540 • (800) 353-7383
www.coachmenrv.com/gallery • fb.me/coachmenrv



YOUR COACHMEN GALLERIA DEALER

COACHMEN INTERACTIVE MOBILE MANUALS

Download your Coachmen mobile app or visit our dynamic online manual to enhance your ownership experience.

These interactive options provide incredible ease and insight into use, maintenance and enjoyment of your Coachmen product. Ranging from "How-To" videos, pictures and illustrations of various components, systems and features to fully searchable content and downloadable PDFs for individual component owner's manuals, answers are always just a click away.



GVWR (Gross Vehicle Weight Rating) - is the maximum permissible weight of the unit when fully loaded. It includes all weights, inclusive of all fluids, occupants, cargo, optional equipment and accessories. For safety and product performance do NOT exceed the GVWR.

GCWR (Gross Combined Weight Rating) - Is the maximum permissible loaded weight of your motor home and any towed trailer or towed vehicle. Actual GCWR of this vehicle may be limited by the sum of the GVWR and the installed hitch receiver maximum capacity rating; see hitch rating label for detail.

GAWR (Gross Axle Weight Rating) - is the maximum permissible weight, including cargo, fluids, optional equipment and accessories that can be safely supported by each axle.

UVW (Unloaded Vehicle Weight)* - is the typical weight of the unit as manufactured at the factory. It includes all weight at the unit's axle(s), including full fuel, all fluids and LP Gas. The UVW does not include cargo, fresh potable water, additional optional equipment or dealer installed accessories.

*Estimated Average based on standard build optional equipment.

CCC (Cargo Carrying Capacity)** - is the amount of weight available for fresh potable water, cargo, passengers, additional optional equipment and accessories. CCC is equal to GVWR minus UVW. Available CCC should accommodate fresh potable water (8.3 lbs per gallon). Before filling the fresh water tank, empty the black and gray tanks to provide for more cargo capacity.

**Estimated average based on standard build optional equipment.

Each Forest River RV is weighed at the manufacturing facility prior to shipping. A label identifying the unloaded vehicle weight of the actual unit and the cargo carrying capacity is applied to every Forest River RV prior to leaving our facilities.

The load capacity of your unit is designated by weight, not by volume, so you cannot necessarily use all available space when loading your unit. Actual towing capacity is dependent upon your particular loading and towing circumstances, which includes the GVWR, GAWR and GCWR as well as adequate trailer brakes. Please refer to the Operator's Manual of your vehicle for further towing information.



All information contained in this brochure is believed to be accurate at the time of publication. However, during the model year, it may be necessary to make revisions and Forest River, Inc., reserves the right to make all such changes without notice, including prices, colors, materials, equipment and specifications as well as the addition of new models and the discontinuance of models shown in this brochure. Therefore, please consult with your Forest River dealer and confirm the existence of any materials, design or specifications that are material to your purchase decision. ©2022 Galleria by Coachmen, a Division of Forest River, Inc., a Berkshire Hathaway company. All Rights Reserved. 9/22



PRE-DELIVERY INSPECTION FACILITY

20,000 square feet of quality assurance. The bare essentials for a premium product. This state-of-the-art facility gives immediate daily feedback to production for quality assurance in every unit built.



24/7 EMERGENCY ROADSIDE ASSISTANCE WITH VEHICLE PURCHASE*

TOWING
JUMP-STARTS
TIRE CHANGES
FLUID DELIVERY
LOCKOUT
SERVICE

WINCH-OUT
MOBILE MECHANIC
TECHNICAL
SUPPORT
DEALER LOCATOR
SERVICES



*VALID FOR 1 YEAR FROM DATE OF PURCHASE



Learn More
Scan this barcode using
a QR Reader on your
smart phone to learn
more about Forest River.



A Berkshire Hathaway company.