


ASTORIA

FIFTH WHEELS




Sense of Belonging.


Dutchmen[®]
35TH ANNIVERSARY


ASTORIA

FIFTH WHEELS




Sense of Belonging.


Dutchmen[®]
35TH ANNIVERSARY



Each new day brings wonderment. The opportunity to discover something new. To pursue your dreams and fill your soul. This is the Soul of RVing.



**Each new day brings wonderment. The
opportunity to discover something new.
To pursue your dreams and fill your soul.
This is the Soul of RVing.**

MORE STANDARD FEATURES MORE VALUE

Everything we put into our innovative floorplans are designed to maximize storage and comfort. We don't stop there, to ensure peace of mind after the purchase we have the industry's best RV warranty, 100% pre-delivery inspection, and the leader in parts and service. While other manufacturers offer features as options, we prefer to make those same features standard.

We've built a reputation for bringing RV owners more standard features for less money for over 35 years, and it's a reputation we plan to keep.



100% Pre-Delivery Inspection

At Dutchmen, quality is standard. Every single RV that comes off the line receives its own pre-delivery inspection—a thorough 253-point check to ensure accurate measurements, as well as fully-functional electronics and components.



The Industry's Best RV Warranty

Our industry-best 3 Year Warranty means you don't have to wrangle over the details. We deliver value by clearly outlining the major components we back for the first three years.



The Leader In Parts & Service

Replacement parts. Routine checkups. Expert advice. We've got it all covered. When only the best RV services will suffice, our industry-leading parts and service department is ready to help you get back on the road—and stay there longer than ever before.

Tow Vehicle Disclaimer. CAUTION: Owners of Dutchmen recreational vehicles are solely responsible for the selection and proper use of tow vehicles. All customers should consult with a motor vehicle manufacturer or their dealer concerning the purchase and use of suitable tow vehicles for Dutchmen products. Dutchmen disclaims any liability or damages suffered as a result of the selection, operation, use or misuse of a tow vehicle. DUTCHMEN'S LIMITED WARRANTY DOES NOT COVER DAMAGE TO THE RECREATIONAL VEHICLE OR THE TOW VEHICLE AS A RESULT OF THE SELECTION, OPERATION, USE OR MISUSE OF THE TOW VEHICLE. REFERENCE DUTCHMEN MANUFACTURING OWNERS MANUAL FOR LIMITED WARRANTY DETAILS. © 2022 Dutchmen 09-01-2022 MY2023

MORE STANDARD FEATURES MORE VALUE

Everything we put into our innovative floorplans are designed to maximize storage and comfort. We don't stop there, to ensure peace of mind after the purchase we have the industry's best RV warranty, 100% pre-delivery inspection, and the leader in parts and service. While other manufacturers offer features as options, we prefer to make those same features standard.

We've built a reputation for bringing RV owners more standard features for less money for over 35 years, and it's a reputation we plan to keep.



100% Pre-Delivery Inspection

At Dutchmen, quality is standard. Every single RV that comes off the line receives its own pre-delivery inspection—a thorough 253-point check to ensure accurate measurements, as well as fully-functional electronics and components.



The Industry's Best RV Warranty

Our industry-best 3 Year Warranty means you don't have to wrangle over the details. We deliver value by clearly outlining the major components we back for the first three years.



The Leader In Parts & Service

Replacement parts. Routine checkups. Expert advice. We've got it all covered. When only the best RV services will suffice, our industry-leading parts and service department is ready to help you get back on the road—and stay there longer than ever before.

Tow Vehicle Disclaimer. CAUTION: Owners of Dutchmen recreational vehicles are solely responsible for the selection and proper use of tow vehicles. All customers should consult with a motor vehicle manufacturer or their dealer concerning the purchase and use of suitable tow vehicles for Dutchmen products. Dutchmen disclaims any liability or damages suffered as a result of the selection, operation, use or misuse of a tow vehicle. DUTCHMEN'S LIMITED WARRANTY DOES NOT COVER DAMAGE TO THE RECREATIONAL VEHICLE OR THE TOW VEHICLE AS A RESULT OF THE SELECTION, OPERATION, USE OR MISUSE OF THE TOW VEHICLE. REFERENCE DUTCHMEN MANUFACTURING OWNERS MANUAL FOR LIMITED WARRANTY DETAILS. © 2022 Dutchmen 09-01-2022 MY2023



Dutchmen®

35TH ANNIVERSARY

Dutchmen began in 1988, this model year we are celebrating our 35th Anniversary. Our long term success comes from never losing focus on our core mission “We work for the customer”.

At Dutchmen we build a variety of floorplans to meet the needs of your family and lifestyle. More people than ever before are embracing the RV lifestyle, whether they are full timers, weekend warriors or just want to take the road less traveled and boondock. With more standard features than its competitors and a focus on quality, value, and design, you will feel at home from the first moment.

Everything we put into our Astoria is designed not only to help you hit the road in comfort and style, but to also help you make memories with family, friends, and fellow travelers along the way.

You will have peace of mind knowing we have OVER 300 Strong Nationwide Dealer Network across North America and our industry-leading service center in Goshen, Indiana. So rest assured no matter where your travels take you, the best-resourced RV manufacturing company in the world is behind you all the way.

As each new day unfolds and limitless adventure awaits, Rving is about immersing yourself in laughter and storytelling with family and friends around the campfire. For 35 years Dutchmen has been in the business of making memories. This is the Soul of the RV.



Dutchmen | ASTORIA



Dutchmen®

35TH ANNIVERSARY

Dutchmen began in 1988, this model year we are celebrating our 35th Anniversary. Our long term success comes from never losing focus on our core mission “We work for the customer”.

At Dutchmen we build a variety of floorplans to meet the needs of your family and lifestyle. More people than ever before are embracing the RV lifestyle, whether they are full timers, weekend warriors or just want to take the road less traveled and boondock. With more standard features than its competitors and a focus on quality, value, and design, you will feel at home from the first moment.

Everything we put into our Astoria is designed not only to help you hit the road in comfort and style, but to also help you make memories with family, friends, and fellow travelers along the way.

You will have peace of mind knowing we have OVER 300 Strong Nationwide Dealer Network across North America and our industry-leading service center in Goshen, Indiana. So rest assured no matter where your travels take you, the best-resourced RV manufacturing company in the world is behind you all the way.

As each new day unfolds and limitless adventure awaits, Rving is about immersing yourself in laughter and storytelling with family and friends around the campfire. For 35 years Dutchmen has been in the business of making memories. This is the Soul of the RV.

35 YEARS ANNIVERSARY PACKAGE

STANDARD ON EVERY FLOORPLAN

SOLO
Dutchmen

The SOLO ONE Control allows complete control over many of your RV's most important functions through a mobile app. From awnings and lighting to water tanks, and more with just a touch of a button.



SAFETY

Receive custom notifications regarding your RV maintenance reminders and system status.



CONTROL

Conveniently control your lighting, slide-outs, and awnings from the palm of your hand.



ALERTS

Receive system status, low battery voltage, and tank levels.

KEYLESS ENTRY



REAR MONITOR BACK UP CAMERA



SLIDE-OUT TOPPERS



ON-DEMAND TANKLESS WATER HEATER

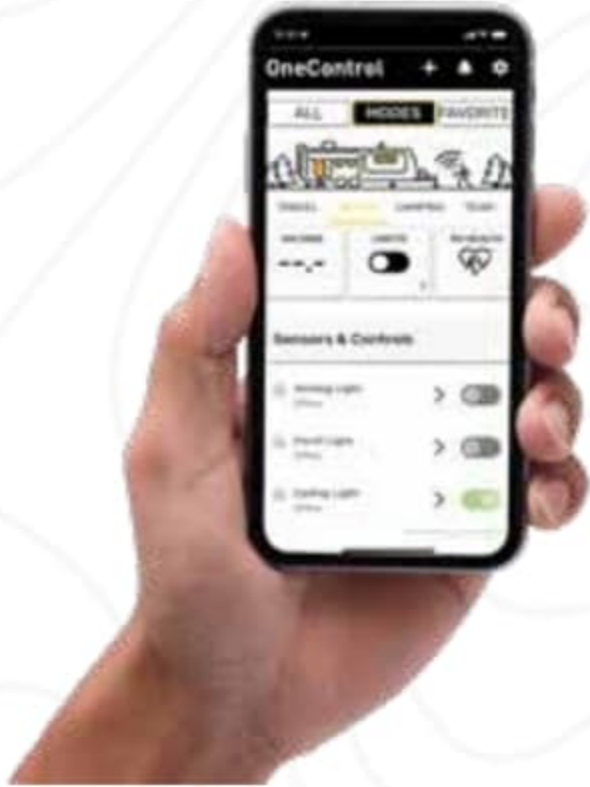


35 YEARS ANNIVERSARY PACKAGE

STANDARD ON EVERY FLOORPLAN

SOLO
Dutchmen

The SOLO ONE Control allows complete control over many of your RV's most important functions through a mobile app. From awnings and lighting to water tanks, and more with just a touch of a button.



SAFETY

Receive custom notifications regarding your RV maintenance reminders and system status.



CONTROL

Conveniently control your lighting, slide-outs, and awnings from the palm of your hand.



ALERTS

Receive system status, low battery voltage, and tank levels.

KEYLESS ENTRY



REAR MONITOR BACK UP CAMERA



SLIDE-OUT TOPPERS



ON-DEMAND TANKLESS WATER HEATER





**CHANGE
YOUR VIEW**




**CHANGE
YOUR VIEW**



Destination: Astoria. Astoria is your retreat encompassing amenities for the upmost comfort.

- **Upgraded Kitchen** - residential appliances, high rise faucet, stainless steel farm style sink, pull out kitchen trash can, pantry, coffee hutch with pop up power station.
- **Solid Entry Steps** - Aluminum steps deliver a sound platform for stability while being easy to expand and store away.
- **Massive Panoramic Windows** - Large frameless dual pane windows for scenic views from your slide out.
- **All-Weather Thermal Package** - fully enclosed and forced-heated underbelly that delivers cold-weather campers with two layers of insulation and enclosed gate valves. With this kind of protection for your RVs vital components, your vacation plans don't have to be confined to the summer.
- **First Class Construction** - fully welded aluminum framing and vacuum bonded exterior with is superior to other processes, ensuring the integrity of the Astoria.




 To see more features, visit [dutchmen.com](https://www.dutchmen.com)



Destination: Astoria. Astoria is your retreat encompassing amenities for the upmost comfort.

- **Upgraded Kitchen** - residential appliances, high rise faucet, stainless steel farm style sink, pull out kitchen trash can, pantry, coffee hutch with pop up power station.
- **Solid Entry Steps** - Aluminum steps deliver a sound platform for stability while being easy to expand and store away.
- **Massive Panoramic Windows** - Large frameless dual pane windows for scenic views from your slide out.
- **All-Weather Thermal Package** - fully enclosed and forced-heated underbelly that delivers cold-weather campers with two layers of insulation and enclosed gate valves. With this kind of protection for your RVs vital components, your vacation plans don't have to be confined to the summer.
- **First Class Construction** - fully welded aluminum framing and vacuum bonded exterior with is superior to other processes, ensuring the integrity of the Astoria.



 To see more features, visit [dutchmen.com](https://www.dutchmen.com)

Standard features in every floor plan.



One-Touch
Auto Leveling
(Platinum)



Dual 30lb
Propane Tanks



Motion
Sensor LED
Lighting



Curt
Pin Box



USB
Ports



Prepped for
WIFI 4G LTE



To see more features,
visit dutchmen.com

Standard features in every floor plan.



One-Touch
Auto Leveling
(Platinum)



Dual 30lb
Propane Tanks



Motion
Sensor LED
Lighting



Curt
Pin Box





USB
Ports



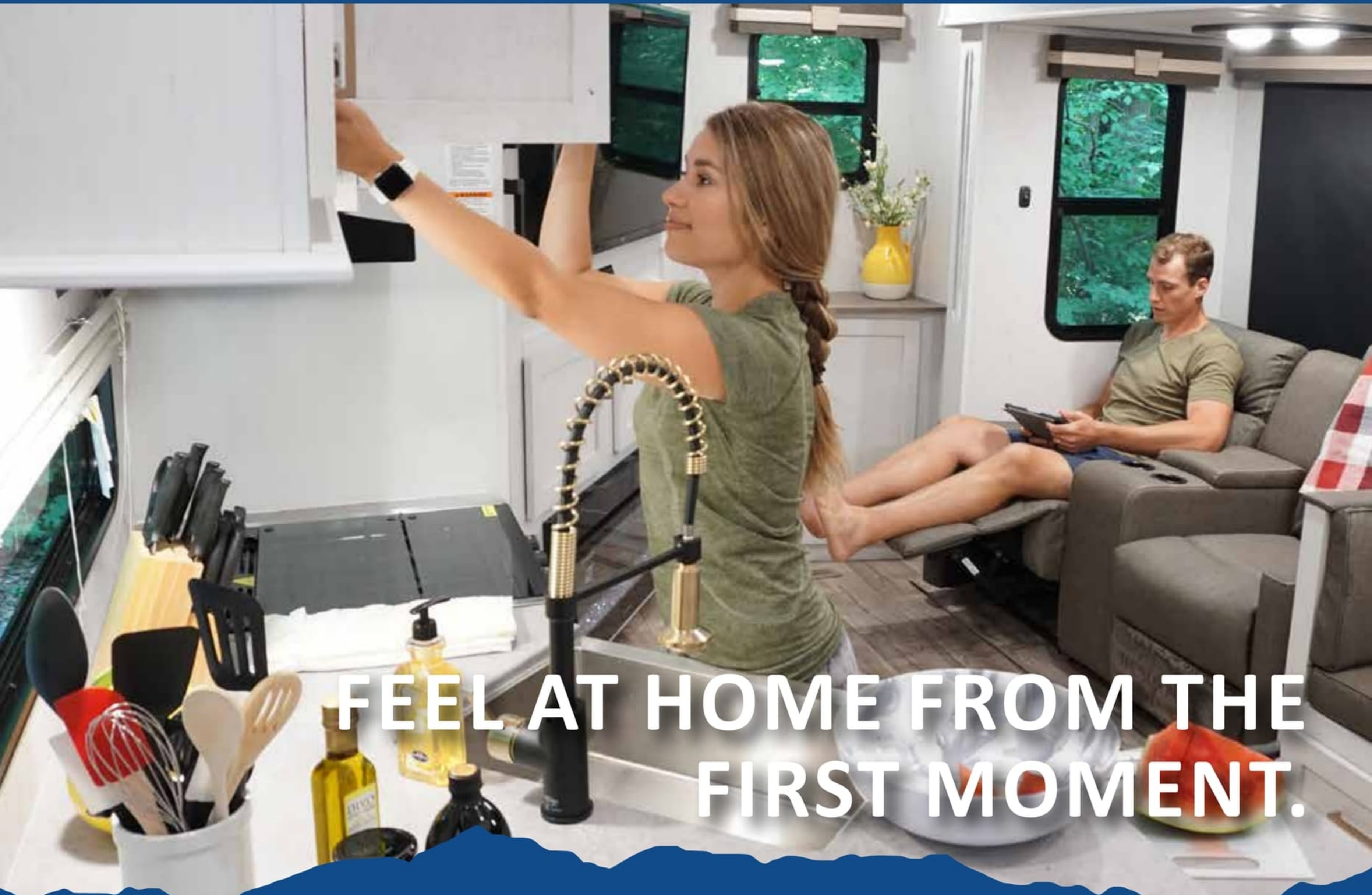
Prepped for
WIFI 4G LTE



 To see more features,
visit dutchmen.com



FEEL AT HOME FROM THE
FIRST MOMENT.



FEEL AT HOME FROM THE
FIRST MOMENT.



Interior Features:

Astoria's modish interior provides a sense of tranquility with every detail carefully attended to ensures quality and functionality for the sojourn.

- High Rise Pull-Out Faucet w/ Sprayer
- 8 cu. ft. RV Gas/Electric/10 cu. ft. 12V Refrigerator (1500 Series)
- 16 cu. ft. 12V Double Door Refrigerator (Platinum Series)
- 3 Burner Range w/ Glass Cover & 21" Oven
- Stainless Steel Appliances
- Full Wall Acrylic Backsplash
- Stainless Steel Farm Sink w/ Apron (Island Models Only)
- Solid Surface Countertops w/ LED Backlighting (Platinum Series)
- 40" Glass Fireplace
- 50" LED TV
- Theater Seating
- King Size Bed
- Pop Up Power Station w/ Wireless Charging
- Hardwood Slide Fascia w/ LED Backlighting
- Washer/Dyer Prep
- On-Demand Tankless Water Heater
- Solo Command Operating System



Bayport



Lexington



Flooring



Woodgrain



Countertop

*Select Floorplans



Interior Features:

Astoria's modish interior provides a sense of tranquility with every detail carefully attended to ensures quality and functionality for the sojourn.

- High Rise Pull-Out Faucet w/ Sprayer
- 8 cu. ft. RV Gas/Electric/10 cu. ft. 12V Refrigerator (1500 Series)
- 16 cu. ft. 12V Double Door Refrigerator (Platinum Series)
- 3 Burner Range w/ Glass Cover & 21" Oven
- Stainless Steel Appliances
- Full Wall Acrylic Backsplash
- Stainless Steel Farm Sink w/ Apron (Island Models Only)
- Solid Surface Countertops w/ LED Backlighting (Platinum Series)
- 40" Glass Fireplace
- 50" LED TV
- Theater Seating
- King Size Bed
- Pop Up Power Station w/ Wireless Charging
- Hardwood Slide Fascia w/ LED Backlighting
- Washer/Dyer Prep
- On-Demand Tankless Water Heater
- Solo Command Operating System



Bayport



Lexington



Flooring



Woodgrain



Countertop

*Select Floorplans

Choose how your next adventure unfolds.

Astoria offers a variety of layouts to fit your lifestyle.



ASTORIA 1500 FIFTH WHEEL 2503REF

Length: 29' 11" Weight: 7,700 lbs.

Sleeps: 2-4 Hitch: 1,418 lbs. Height: 12' 5"



ASTORIA 1500 FIFTH WHEEL 2943BHF

Length: 33' 10" Weight: 8,780 lbs.

Sleeps: 2-4 Hitch: 1,586 lbs. Height: 12' 6"



ASTORIA 1500 FIFTH WHEEL 2533RDF

Length: 29' 11" Weight: 7,742

Sleeps: 4-6 Hitch: 1,929 Height: 12' 5"



All info & specs are for units manufactured after 09/3/22

*Length is defined as the distance from the centerline of hitch pin/coupler to rear bumper of trailer.

**Our weights represent how most units are built, inclusive of many commonly-ordered options.

***Fresh water capacity includes water heater capacity.

DISCLAIMER: Product information is as accurate as possible as of the date of brochure publication. All features, floor plans and specifications in this brochure are subject to change without notice. Please consult Dutchmen's website at www.Dutchmen.com for current product information and specifications.

Choose how your next adventure unfolds.

Astoria offers a variety of layouts to fit your lifestyle.



ASTORIA 1500 FIFTH WHEEL 2503REF
Length: 29' 11" Weight: 7,700 lbs.
Sleeps: 2-4 Hitch: 1,418 lbs. Height: 12' 5"



ASTORIA 1500 FIFTH WHEEL 2943BHF
Length: 33' 10" Weight: 8,780 lbs.
Sleeps: 2-4 Hitch: 1,586 lbs. Height: 12' 6"



ASTORIA 1500 FIFTH WHEEL 2533RDF
Length: 29' 11" Weight: 7,742
Sleeps: 4-6 Hitch: 1,929 Height: 12' 5"

i All info & specs are for units manufactured after 09/3/22

*Length is defined as the distance from the centerline of hitch pin/coupler to rear bumper of trailer.

**Our weights represent how most units are built, inclusive of many commonly-ordered options.

***Fresh water capacity includes water heater capacity.

DISCLAIMER: Product information is as accurate as possible as of the date of brochure publication. All features, floor plans and specifications in this brochure are subject to change without notice. Please consult Dutchmen's website at www.Dutchmen.com for current product information and specifications.

Choose how your next adventure unfolds.



ASTORIA 1500 FIFTH WHEEL 2993RLF

Length: 33' 11" Weight: 9,044 lbs.

Sleeps: 4-6 Hitch: 1,567 lbs. Height: 12' 10"



ASTORIA 1500 FIFTH WHEEL 3343BHF

Length: 37' 10" Weight: 10,282 lbs.

Sleeps: 4-6 Hitch: 2,011 lbs. Height: 12' 11"



All info & specs are for units manufactured after 09/3/22

*Length is defined as the distance from the centerline of hitch pin/coupler to rear bumper of trailer.

**Our weights represent how most units are built, inclusive of many commonly-ordered options.

***Fresh water capacity includes water heater capacity.

DISCLAIMER: Product information is as accurate as possible as of the date of brochure publication. All features, floor plans and specifications in this brochure are subject to change without notice. Please consult Dutchmen's website at www.Dutchmen.com for current product information and specifications.

Choose how your next adventure unfolds.



ASTORIA 1500 FIFTH WHEEL 2993RLF

Length: 33' 11" **Weight:** 9,044 lbs.

Sleeps: 4-6 **Hitch:** 1,567 lbs. **Height:** 12' 10"



ASTORIA 1500 FIFTH WHEEL 3343BHF

Length: 37' 10" **Weight:** 10,282 lbs.

Sleeps: 4-6 **Hitch:** 2,011 lbs. **Height:** 12' 11"



All info & specs are for units manufactured after 09/3/22

*Length is defined as the distance from the centerline of hitch pin/coupler to rear bumper of trailer.

**Our weights represent how most units are built, inclusive of many commonly-ordered options.

***Fresh water capacity includes water heater capacity.

DISCLAIMER: Product information is as accurate as possible as of the date of brochure publication. All features, floor plans and specifications in this brochure are subject to change without notice. Please consult Dutchmen's website at www.Dutchmen.com for current product information and specifications.

Astoria 1500 Fifth Wheel Specifications

Floorplan	Weights (lbs)			Tanks (Gallons)			Dimensions	
	Shipping Weight	Hitch Weight	Carrying Capacity	Fresh Water Capacity	Waste Water Capacity	Gray Water Capacity	Exterior Length	Exterior Height
2503REF	7,700	1,418	1,900	44	39	78	29' 11"	12' 5"
2533RDF	7,742	1,929	1,858	44	39	39	29' 11"	12' 5"
2943BHF	8,780	1,586	3,220	44	39	67	33' 10"	12' 6"
2993RLF	9,044	1,567	2,956	44	39	67	35' 11"	12' 10"
3343BHF	10,282	2,011	1,718	44	78	78	37' 10"	12' 11"

*Length is defined as the distance from the centerline of hitch pin/coupler to rear bumper of trailer.

**Our weights represent how most units are built, inclusive of many commonly-ordered options.

***Fresh water capacity includes water heater capacity.

DISCLAIMER: Product information is as accurate as possible as of the date of brochure publication. All features, floor plans and specifications in this brochure are subject to change without notice. Please consult Dutchmen's website at www.Dutchmen.com for current product information and specifications.



All info & specs are for units manufactured after 09/3/22

Astoria 1500 Fifth Wheel Specifications

Floorplan	Weights (lbs)			Tanks (Gallons)			Dimensions	
	Shipping Weight	Hitch Weight	Carrying Capacity	Fresh Water Capacity	Waste Water Capacity	Gray Water Capacity	Exterior Length	Exterior Height
2503REF	7,700	1,418	1,900	44	39	78	29' 11"	12' 5"
2533RDF	7,742	1,929	1,858	44	39	39	29'11"	12'5"
2943BHF	8,780	1,586	3,220	44	39	67	33' 10"	12' 6"
2993RLF	9,044	1,567	2,956	44	39	67	35' 11"	12' 10"
3343BHF	10,282	2,011	1,718	44	78	78	37' 10"	12' 11"

*Length is defined as the distance from the centerline of hitch pin/coupler to rear bumper of trailer.

**Our weights represent how most units are built, inclusive of many commonly-ordered options.

***Fresh water capacity includes water heater capacity.

DISCLAIMER: Product information is as accurate as possible as of the date of brochure publication. All features, floor plans and specifications in this brochure are subject to change without notice. Please consult Dutchmen's website at www.Dutchmen.com for current product information and specifications.



All info & specs are for units manufactured after 09/3/22

Choose how your next adventure unfolds.

Astoria offers a variety of layouts to fit your lifestyle.



ASTORIA PLATINUM FIFTH WHEEL 3173RLP

Length: 35' 11" Weight: 9,908 lbs.

Sleeps: 2-4 Hitch: 2,274 lbs. Height: 12' 2"



ASTORIA PLATINUM FIFTH WHEEL 3553MBP

Length: 39' 11" Weight: 11,479 lbs.

Sleeps: 2-4 Hitch: 1,942 lbs. Height: 13' 0"



ASTORIA PLATINUM FIFTH WHEEL 3603LFP

Length: 40' 9" Weight: 11,228 lbs.

Sleeps: 4-6 Hitch: 2,795 lbs. Height: 13' 0"



ASTORIA PLATINUM FIFTH WHEEL 3803FLP

Length: 42' 5" Weight: 11,849 lbs.

Sleeps: 4-6 Hitch: 2,405 lbs. Height: 12' 11"



All info & specs are for units manufactured after 09/3/22

*Length is defined as the distance from the centerline of hitch pin/coupler to rear bumper of trailer.

**Our weights represent how most units are built, inclusive of many commonly-ordered options.

***Fresh water capacity includes water heater capacity.

DISCLAIMER: Product information is as accurate as possible as of the date of brochure publication. All features, floor plans and specifications in this brochure are subject to change without notice. Please consult Dutchmen's website at www.Dutchmen.com for current product information and specifications.

Choose how your next adventure unfolds.

Astoria offers a variety of layouts to fit your lifestyle.



ASTORIA PLATINUM FIFTH WHEEL 3173RLP
Length: 35' 11" Weight: 9,908 lbs.
Sleeps: 2-4 Hitch: 2,274 lbs. Height: 12' 2"




ASTORIA PLATINUM FIFTH WHEEL 3553MBP
Length: 39' 11" Weight: 11,479 lbs.
Sleeps: 2-4 Hitch: 1,942 lbs. Height: 13' 0"



ASTORIA PLATINUM FIFTH WHEEL 3603LFP
Length: 40' 9" Weight: 11,228 lbs.
Sleeps: 4-6 Hitch: 2,795 lbs. Height: 13' 0"



ASTORIA PLATINUM FIFTH WHEEL 3803FLP
Length: 42' 5" Weight: 11,849 lbs.
Sleeps: 4-6 Hitch: 2,405 lbs. Height: 12' 11"

 All info & specs are for units manufactured after 09/3/22

*Length is defined as the distance from the centerline of hitch pin/coupler to rear bumper of trailer.

**Our weights represent how most units are built, inclusive of many commonly-ordered options.

***Fresh water capacity includes water heater capacity.

DISCLAIMER: Product information is as accurate as possible as of the date of brochure publication. All features, floor plans and specifications in this brochure are subject to change without notice. Please consult Dutchmen's website at www.Dutchmen.com for current product information and specifications.

Astoria Platinum Fifth Wheel Specifications

Floorplan	Weights (lbs)			Tanks (Gallons)			Dimensions	
	Shipping Weight	Hitch Weight	Carrying Capacity	Fresh Water Capacity	Waste Water Capacity	Gray Water Capacity	Exterior Length	Exterior Height
3173RLP	9,908	2,274	2,092	44	39	78	35' 11"	12' 2"
3553MBP	11,479	1,942	2,521	44	39	78	39' 11"	12' 6"
3603LFP	11,228	2,795	2,772	44	78	78	40' 9"	13' 0"
3803FLP	11,849	2,551	2,405	44	78	78	42' 5"	12' 11"

*Length is defined as the distance from the centerline of hitch pin/coupler to rear bumper of trailer.

**Our weights represent how most units are built, inclusive of many commonly-ordered options.

***Fresh water capacity includes water heater capacity.

DISCLAIMER: Product information is as accurate as possible as of the date of brochure publication. All features, floor plans and specifications in this brochure are subject to change without notice. Please consult Dutchmen's website at www.Dutchmen.com for current product information and specifications.



All info & specs are for units manufactured after 09/3/22

Astoria Platinum Fifth Wheel Specifications

Floorplan	Weights (lbs)			Tanks (Gallons)			Dimensions	
	Shipping Weight	Hitch Weight	Carrying Capacity	Fresh Water Capacity	Waste Water Capacity	Gray Water Capacity	Exterior Length	Exterior Height
3173RLP	9,908	2,274	2,092	44	39	78	35' 11"	12' 2"
3553MBP	11,479	1,942	2,521	44	39	78	39' 11"	12' 6"
3603LFP	11,228	2,795	2,772	44	78	78	40' 9"	13' 0"
3803FLP	11,849	2,551	2,405	44	78	78	42' 5"	12' 11"

*Length is defined as the distance from the centerline of hitch pin/coupler to rear bumper of trailer.

**Our weights represent how most units are built, inclusive of many commonly-ordered options.

***Fresh water capacity includes water heater capacity.

DISCLAIMER: Product information is as accurate as possible as of the date of brochure publication. All features, floor plans and specifications in this brochure are subject to change without notice. Please consult Dutchmen's website at www.Dutchmen.com for current product information and specifications.



All info & specs are for units manufactured after 09/3/22



CRAFTED FOR
MOMENTS



**CRAFTED FOR
MOMENTS**




Exterior Features:

The road to your destination isn't always easy that's why the Astoria offers amenities to make traveling uncomplicated.

- Power Awning w/ LED Lights
- Fiberglass Cap w/ Windshield (1500 Series)
- Pass Through Storage
- 2" Receiving/Towing Hitch
- Vacuum Bonded Lamination
- Exterior Spray Port
- Heated & Enclosed Underbelly
- Battery Disconnect
- Slam Latch Baggage Doors
- Premium Folding Entry Steps
- Dual Door Side Awnings (Select Models)
- Aluminum Rims
- Black Tank Flush
- Slide-out Toppers
- Keyless Entry
- Rear View Monitor Camera
- HyperDeck Composite Vacuum Bonded Floors



 To see more features, visit dutchmen.com




Exterior Features:

The road to your destination isn't always easy that's why the Astoria offers amenities to make traveling uncomplicated.

- Power Awning w/ LED Lights
- Fiberglass Cap w/ Windshield (1500 Series)
- Pass Through Storage
- 2" Receiving/Towing Hitch
- Vacuum Bonded Lamination
- Exterior Spray Port
- Heated & Enclosed Underbelly
- Battery Disconnect
- Slam Latch Baggage Doors
- Premium Folding Entry Steps
- Dual Door Side Awnings (Select Models)
- Aluminum Rims
- Black Tank Flush
- Slide-out Toppers
- Keyless Entry
- Rear View Monitor Camera
- HyperDeck Composite Vacuum Bonded Floors



 To see more features, visit dutchmen.com

See the DUTCHMEN® Construction Advantage.

We put a great amount of thought into every RV we design and build. From strong frames, to sturdy walls and insulation, we build every RV to take you on many adventures to come.


Laminated Walls

- 1 Fiberglass Exterior Panel
- 2 Lauan Wall Backing
- 3 Aluminum Frame with Block Foam Insulation
- 4 Lauan Interior Wall Panel




Floor Structure


- 1 Linoleum Flooring
- 2 HyperDeck Composite Floor Decking
- 3 Aluminum Frame with Block Foam Insulation and Heat Duct
- 4 HyperDeck Composite Floor Decking
- 5 Steel Powder-Coated Main I-Beam Frame
- 6 Foil Barrier
- 7 Fully Enclosed Underbelly



Insulated Reinforced Front Cap

- 1 Lauan Interior Panel
- 2 Aluminum Frame with Fiberglass Insulation
- 3 Fiberglass Front Cap



 To see more features, visit dutchmen.com

See the DUTCHMEN® Construction Advantage.

We put a great amount of thought into every RV we design and build. From strong frames, to sturdy walls and insulation, we build every RV to take you on many adventures to come.


Laminated Walls

- 1 Fiberglass Exterior Panel
- 2 Lauan Wall Backing
- 3 Aluminum Frame with Block Foam Insulation
- 4 Lauan Interior Wall Panel




Floor Structure


- 1 Linoleum Flooring
- 2 HyperDeck Composite Floor Decking
- 3 Aluminum Frame with Block Foam Insulation and Heat Duct
- 4 HyperDeck Composite Floor Decking
- 5 Steel Powder-Coated Main I-Beam Frame
- 6 Foil Barrier
- 7 Fully Enclosed Underbelly



Insulated Reinforced Front Cap

- 1 Lauan Interior Panel
- 2 Aluminum Frame with Fiberglass Insulation
- 3 Fiberglass Front Cap



 To see more features, visit dutchmen.com



Make the DUTCHMEN® Connection.

Connect with other RVers in the Dutchmen community. Sharing adventures is a great way to get inspired and get on the road. Gather 'round our social media campfires with us—and be sure to follow us so we can share with you!


dutchmen.com



Visit us online to see all the Dutchmen brands, innovative models, and spacious floor plans.

CONTACT SALES: 574.537.0600

PO BOX 2000 | 2164 CARAGANA COURT | GOSHEN, IN 46527



Make the DUTCHMEN® Connection.

Connect with other RVers in the Dutchmen community. Sharing adventures is a great way to get inspired and get on the road. Gather 'round our social media campfires with us—and be sure to follow us so we can share with you!

dutchmen.com



Visit us online to see all the Dutchmen brands, innovative models, and spacious floor plans.

CONTACT SALES: 574.537.0600

PO BOX 2000 | 2164 CARAGANA COURT | GOSHEN, IN 46527