

VOLTAGE



FIFTH WHEEL TOY
HAULERS

Made for enthusiasts.



Dutchmen[®]
35TH ANNIVERSARY
THE SOUL OF RVING

VOLTAGE




FIFTH WHEEL TOY
HAULERS

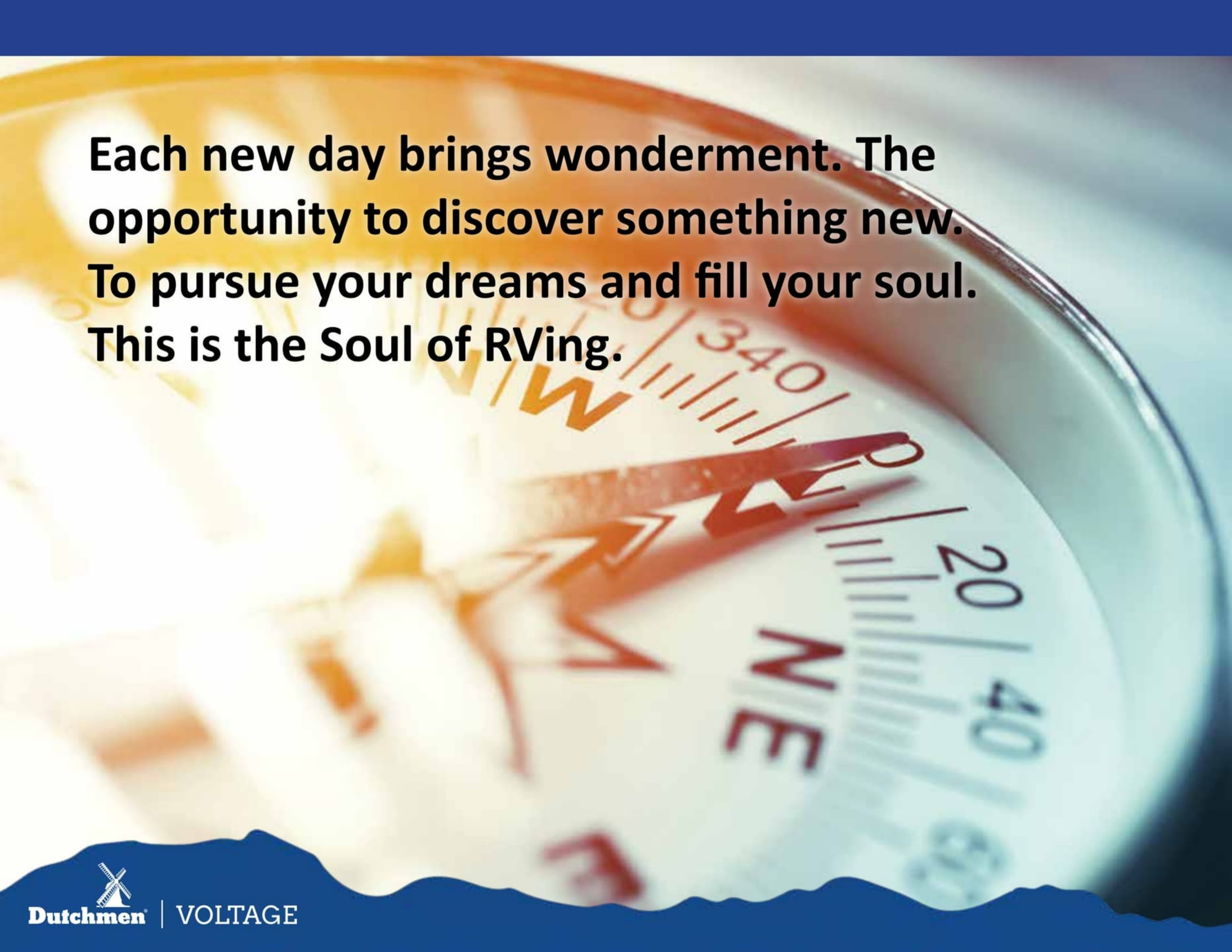
Made for enthusiasts.



Dutchmen[®]
35TH ANNIVERSARY
THE SOUL OF RVING



Each new day brings wonderment. The opportunity to discover something new. To pursue your dreams and fill your soul. This is the Soul of RVing.



Each new day brings wonderment. The opportunity to discover something new. To pursue your dreams and fill your soul. This is the Soul of RVing.



Dutchmen®

35TH ANNIVERSARY

Dutchmen began in 1988, this model year we are celebrating our 35th Anniversary. Our long term success comes from never losing focus on our core mission “We work for the customer”.

At Dutchmen we build a variety of floorplans to meet the needs of your family and lifestyle. More people than ever before are embracing the RV lifestyle, whether they are full timers, weekend warriors or just want to take the road less traveled and boondock. With more standard features than its competitors and a focus on quality, value, and design, you will feel at home from the first moment.

Everything we put into our Voltage is designed not only to help you hit the road in comfort and style, but to also help you make memories with family, friends, and fellow travelers along the way.

You will have peace of mind knowing we have OVER 300 Strong Nationwide Dealer Network across North America and our industry-leading service center in Goshen, Indiana. So rest assured no matter where your travels take you, the best-resourced RV manufacturing company in the world is behind you all the way.

As each new day unfolds and limitless adventure awaits, Rving is about immersing yourself in laughter and storytelling with family and friends around the campfire. For 35 years Dutchmen has been in the business of making memories. This is the Soul of the RV.





Dutchmen®

35TH ANNIVERSARY

Dutchmen began in 1988, this model year we are celebrating our 35th Anniversary. Our long term success comes from never losing focus on our core mission “We work for the customer”.

At Dutchmen we build a variety of floorplans to meet the needs of your family and lifestyle. More people than ever before are embracing the RV lifestyle, whether they are full timers, weekend warriors or just want to take the road less traveled and boondock. With more standard features than its competitors and a focus on quality, value, and design, you will feel at home from the first moment.

Everything we put into our Voltage is designed not only to help you hit the road in comfort and style, but to also help you make memories with family, friends, and fellow travelers along the way.

You will have peace of mind knowing we have OVER 300 Strong Nationwide Dealer Network across North America and our industry-leading service center in Goshen, Indiana. So rest assured no matter where your travels take you, the best-resourced RV manufacturing company in the world is behind you all the way.

As each new day unfolds and limitless adventure awaits, Rving is about immersing yourself in laughter and storytelling with family and friends around the campfire. For 35 years Dutchmen has been in the business of making memories. This is the Soul of the RV.

MORE STANDARD FEATURES MORE VALUE

THIS IS THE SOUL OF RVING

Everything we put into our RVs is designed not only to help you hit the road in comfort and style, but to also help you make memories with family, friends, and fellow travelers along the way. We don't just build and sell RVs—we have the industry's best RV warranty, 100% pre-delivery inspection, and are the leader in parts and service.

While other manufacturers offer features as options, we prefer to make those same features standard. **We've built a reputation for bringing RV owners more standard features for less money for more than 35 years, and it's a reputation we plan to keep.**



100% Pre-Delivery Inspection

At Dutchmen, quality is standard. Every single RV that comes off the line receives its own pre-delivery inspection—a thorough 253-point check to ensure accurate measurements, as well as fully-functional electronics and components.



The Industry's Best RV Warranty

Our industry-best 3 Year Warranty means you don't have to wrangle over the details. We deliver value by clearly outlining the major components we back for the first three years.



The Leader In Parts & Service

Replacement parts. Routine checkups. Expert advice. We've got it all covered. When only the best RV services will suffice, our industry-leading parts and service department is ready to help you get back on the road—and stay there longer than ever before.

Tow Vehicle Disclaimer. CAUTION: Owners of Dutchmen recreational vehicles are solely responsible for the selection and proper use of tow vehicles. All customers should consult with a motor vehicle manufacturer or their dealer concerning the purchase and use of suitable tow vehicles for Dutchmen products. Dutchmen disclaims any liability or damages suffered as a result of the selection, operation, use or misuse of a tow vehicle. DUTCHMEN'S LIMITED WARRANTY DOES NOT COVER DAMAGE TO THE RECREATIONAL VEHICLE OR THE TOW VEHICLE AS A RESULT OF THE SELECTION, OPERATION, USE OR MISUSE OF THE TOW VEHICLE. REFERENCE DUTCHMEN MANUFACTURING OWNERS MANUAL FOR LIMITED WARRANTY DETAILS. © 2022 Dutchmen [09-1-2022 Voltage](#)

MORE STANDARD FEATURES MORE VALUE

THIS IS THE SOUL OF RVING

Everything we put into our RVs is designed not only to help you hit the road in comfort and style, but to also help you make memories with family, friends, and fellow travelers along the way. We don't just build and sell RVs—we have the industry's best RV warranty, 100% pre-delivery inspection, and are the leader in parts and service.

While other manufacturers offer features as options, we prefer to make those same features standard. **We've built a reputation for bringing RV owners more standard features for less money for more than 35 years, and it's a reputation we plan to keep.**



100% Pre-Delivery Inspection

At Dutchmen, quality is standard. Every single RV that comes off the line receives its own pre-delivery inspection—a thorough 253-point check to ensure accurate measurements, as well as fully-functional electronics and components.



The Industry's Best RV Warranty

Our industry-best 3 Year Warranty means you don't have to wrangle over the details. We deliver value by clearly outlining the major components we back for the first three years.



The Leader In Parts & Service

Replacement parts. Routine checkups. Expert advice. We've got it all covered. When only the best RV services will suffice, our industry-leading parts and service department is ready to help you get back on the road—and stay there longer than ever before.

Tow Vehicle Disclaimer. CAUTION: Owners of Dutchmen recreational vehicles are solely responsible for the selection and proper use of tow vehicles. All customers should consult with a motor vehicle manufacturer or their dealer concerning the purchase and use of suitable tow vehicles for Dutchmen products. Dutchmen disclaims any liability or damages suffered as a result of the selection, operation, use or misuse of a tow vehicle. DUTCHMEN'S LIMITED WARRANTY DOES NOT COVER DAMAGE TO THE RECREATIONAL VEHICLE OR THE TOW VEHICLE AS A RESULT OF THE SELECTION, OPERATION, USE OR MISUSE OF THE TOW VEHICLE. REFERENCE DUTCHMEN MANUFACTURING OWNERS MANUAL FOR LIMITED WARRANTY DETAILS. © 2022 Dutchmen [09-1-2022 Voltage](#)



**CHANGE
YOUR VIEW**



**CHANGE
YOUR VIEW**




Destination: Voltage. More luxury, more durability, and more standard amenities than you ever imagined possible in a luxury toy hauler. From the Zero-G ramp door, luxurious living areas, and master bedrooms with king-size beds, the Voltage checks every box you demand.

- **King Bed Standard On All 5th Wheel Floorplans** - greeting weary travelers after a long day on the road, that's exactly what Dutchmen owners can expect. Comes standard on all Voltage floorplans.
- **Omni Chill Triple A/C System** - stay cool with High Efficiency A/C units come standard.
- **Zero-G Ramp Door** - large, rear ramp doors let you access your toy hauler garage with little to no effort. Which means, you can leave the heavy lifting to your extreme toys.
- **Fully-Insulated Garage Floor** - with a fully-insulated garage floor, your toys won't be subject to the whims of the weather.
- **All Weather Package** - additional insulation in the roof and underbelly, also wrapping slide floors with Thermal Foil.

Garage Features

- Metal Ram Air Vents
- 2,500 lb Tie Downs
- Tuff Ply Garage Flooring
- Lay Flat HappiJac Sofas w/ Electric Top Bed
- Pull Down Screen
- Washer/Dryer Prep
- Ramp Patio w/ Electric Awning & Steps
- TV on Pull Down Mount
- 2nd Power Awning Over Garage Entry Door
- Third High Efficiency A/C
- Insulated Garage Floor



 To see more features, visit dutchmen.com




Destination: Voltage. More luxury, more durability, and more standard amenities than you ever imagined possible in a luxury toy hauler. From the Zero-G ramp door, luxurious living areas, and master bedrooms with king-size beds, the Voltage checks every box you demand.

- **King Bed Standard On All 5th Wheel Floorplans** - greeting weary travelers after a long day on the road, that's exactly what Dutchmen owners can expect. Comes standard on all Voltage floorplans.
- **Omni Chill Triple A/C System** - stay cool with High Efficiency A/C units come standard.
- **Zero-G Ramp Door** - large, rear ramp doors let you access your toy hauler garage with little to no effort. Which means, you can leave the heavy lifting to your extreme toys.
- **Fully-Insulated Garage Floor** - with a fully-insulated garage floor, your toys won't be subject to the whims of the weather.
- **All Weather Package** - additional insulation in the roof and underbelly, also wrapping slide floors with Thermal Foil.

Garage Features

- Metal Ram Air Vents
- 2,500 lb Tie Downs
- Tuff Ply Garage Flooring
- Lay Flat HappiJac Sofas w/ Electric Top Bed
- Pull Down Screen
- Washer/Dryer Prep
- Ramp Patio w/ Electric Awning & Steps
- TV on Pull Down Mount
- 2nd Power Awning Over Garage Entry Door
- Third High Efficiency A/C
- Insulated Garage Floor



 To see more features, visit dutchmen.com

Standard features in every floor plan.



Roto Flex Pin Box

Rubberized, pivoting pin box absorbs road shock, enhances and smoothes your ride.



One-Touch Auto Leveling

One Touch Auto Leveling makes set up and tear down easy.



Dual 30lb Propane Tanks

Dual tanks ensures less trips to fill up which means longer hot showers, and more dinners from the oven.



All Weather Thermal Package

Extend your season with fully insulated side walls, double insulated floors and roof, with 12V heated tank pads.



30 Gallon Fuel Tank w/ Pump Station

Fuel station for your toys.



Prepped for WiFi 4G LTE

Makes it easy to connect your WiFi router in your Yukon for Wifi.



Omni Chill Triple A/C System

Stay cooler in extreme warmer weather.



To see more features, visit dutchmen.com

Standard features in every floor plan.



Roto Flex Pin Box

Rubberized, pivoting pin box absorbs road shock, enhances and smoothes your ride.



One-Touch Auto Leveling

One Touch Auto Leveling makes set up and tear down easy.



Dual 30lb Propane Tanks

Dual tanks ensures less trips to fill up which means longer hot showers, and more dinners from the oven.



All Weather Thermal Package

Extend your season with fully insulated side walls, double insulated floors and roof, with 12V heated tank pads.



30 Gallon Fuel Tank w/ Pump Station

Fuel station for your toys.



Prepped for WiFi 4G LTE

Makes it easy to connect your WiFi router in your Yukon for Wifi.



Omni Chill Triple A/C System

Stay cooler in extreme warmer weather.

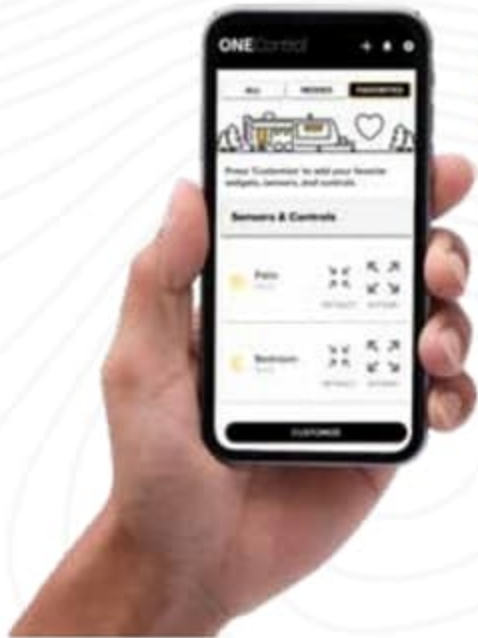


To see more features, visit dutchmen.com

35 YEARS ANNIVERSARY PACKAGE

SOLO ONEControl

Standard on ALL Floorplans



The SOLO ONE Control allows complete control over many of your RV's most important functions through a mobile app. From awnings and lighting to leveling systems, water tanks, and more with just a touch of a button.



SAFETY

Receive custom notifications regarding your RV maintenance reminders and system status.



CONTROL

Conveniently control your lighting, slide-outs, leveling, and awnings from the palm of your hand.



ALERTS

Receive system status, low battery voltage, and tank levels.

AUDIO PACKAGE

Jockford Fosgate



KEYLESS ENTRY



ON-DEMAND TANKLESS WATER HEATER



SLIDE-OUT TOPPERS



REAR VIEW MONITOR CAMERA



DISCLAIMER: Product information is as accurate as possible as of the date of brochure publication. All features, floor plans and specifications in this brochure are subject to change without notice. Please consult Dutchmen's website at www.Dutchmen.com for current product information and specifications.



To see more features, visit dutchmen.com

35 YEARS ANNIVERSARY PACKAGE

SOLO
ONEControl

Standard on ALL Floorplans



The SOLO ONE Control allows complete control over many of your RV's most important functions through a mobile app. From awnings and lighting to leveling systems, water tanks, and more with just a touch of a button.



SAFETY

Receive custom notifications regarding your RV maintenance reminders and system status.



CONTROL

Conveniently control your lighting, slide-outs, leveling, and awnings from the palm of your hand.



ALERTS

Receive system status, low battery voltage, and tank levels.

AUDIO PACKAGE

Rockford Fosgate



KEYLESS ENTRY



ON-DEMAND TANKLESS WATER HEATER



SLIDE-OUT TOPPERS



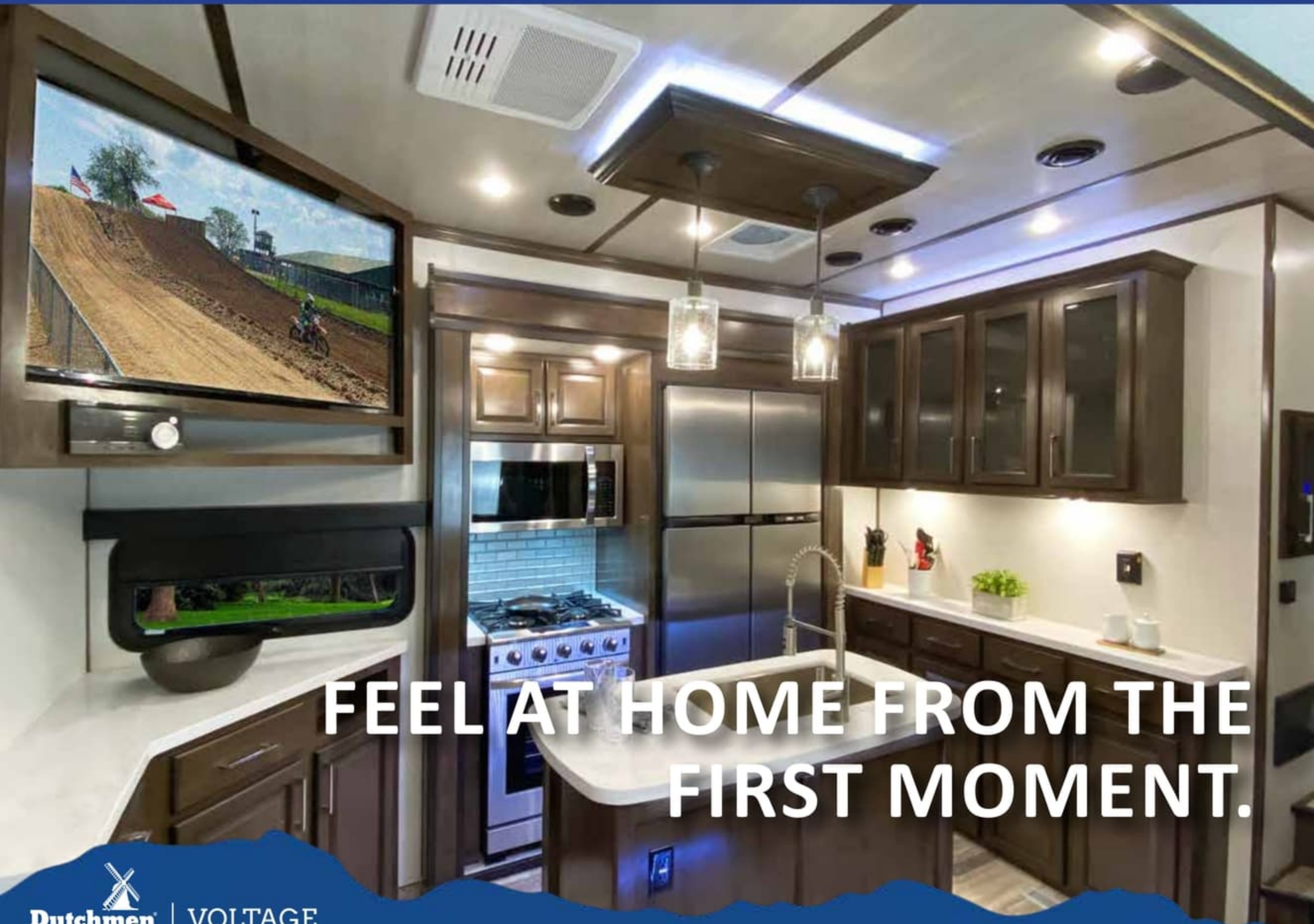
REAR VIEW MONITOR CAMERA



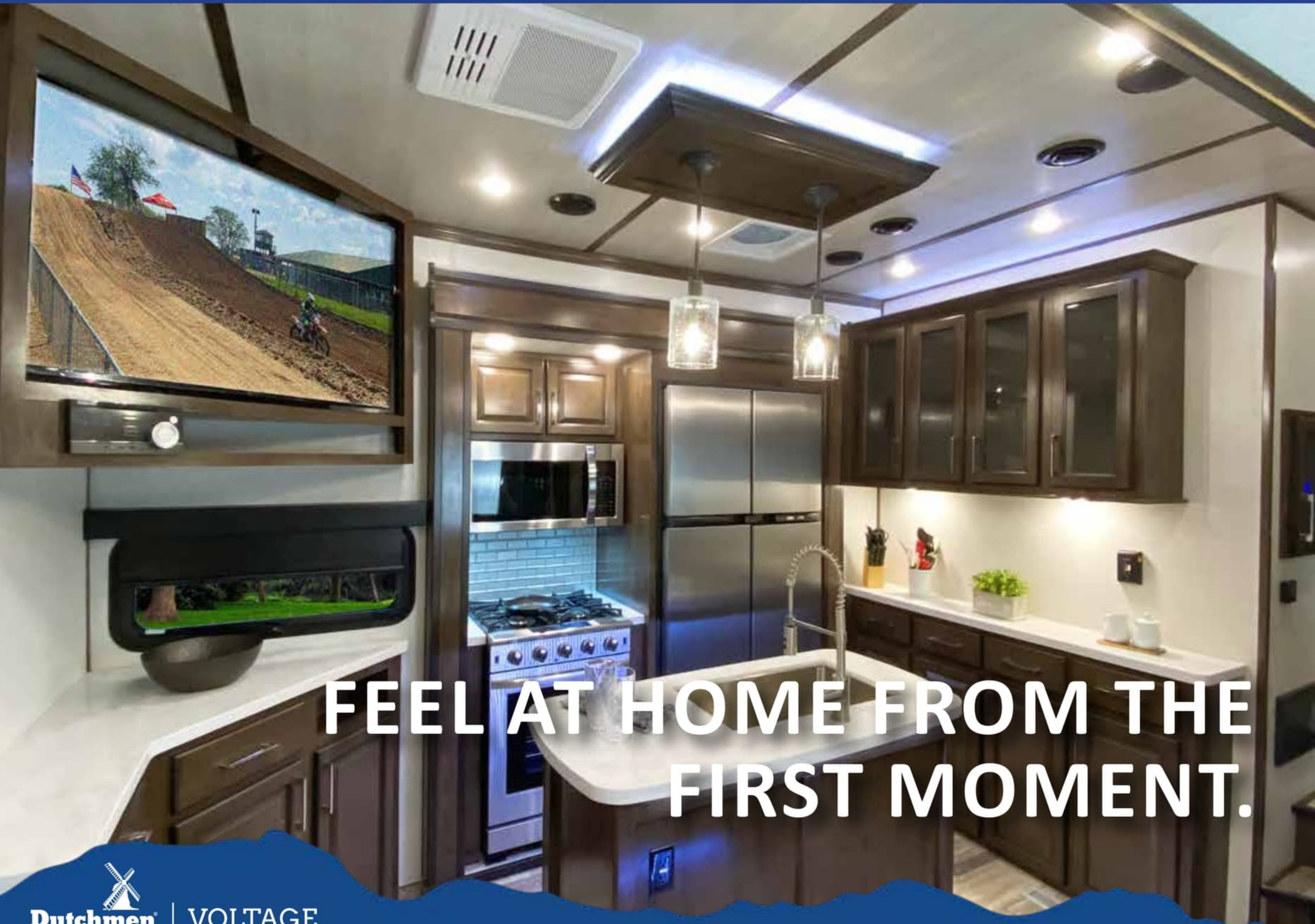
DISCLAIMER: Product information is as accurate as possible as of the date of brochure publication. All features, floor plans and specifications in this brochure are subject to change without notice. Please consult Dutchmen's website at www.Dutchmen.com for current product information and specifications.



To see more features, visit dutchmen.com



**FEEL AT HOME FROM THE
FIRST MOMENT.**



FEEL AT HOME FROM THE FIRST MOMENT.





Interior Features:


Voltage modish interior provides a sense of tranquility with every detail carefully attended to ensures quality and functionality for the sojourn.



- InSignia 4 Burner Residential Oven
- 18 cu. ft. Refrigerator
- Optional 18 cu. ft. 110v Residential Refrigerator
- 30" Residential Microwave
- Solid Surface Countertops in Kitchen
- 50" LED TV
- 40" Electric Fireplace
- Upgraded Residential Furniture
- Heat & Massaging Sofa
- One Piece Fiberglass Shower w/ Glass Shower Door
- Vessel Bowl Sink in Master Bathroom
- 3" Laminated Main Floor
- King Bed in All Floorplans
- Blackout Roller Shades in Living Area & Bedroom
- Tinted Frameless Windows
- Rockford Fosgate Audio System
- Large Linen Closet in Bathroom
- Soft Close Drawers & Doors
- SIGNATURE SERIES Custom Interior Design Collection
- Solo Remote Operating System



Midnight



Platinum



Flooring



Waterways
Cabinets



Aurora
Countertop



SIGNATURE SERIES
by Dutchmen




To see more choices,
visit dutchmen.com

Interior Features:


Voltage modish interior provides a sense of tranquility with every detail carefully attended to ensures quality and functionality for the sojourn.



- InSignia 4 Burner Residential Oven
- 18 cu. ft. Refrigerator
- Optional 18 cu. ft. 110v Residential Refrigerator
- 30" Residential Microwave
- Solid Surface Countertops in Kitchen
- 50" LED TV
- 40" Electric Fireplace
- Upgraded Residential Furniture
- Heat & Massaging Sofa
- One Piece Fiberglass Shower w/ Glass Shower Door
- Vessel Bowl Sink in Master Bathroom
- 3" Laminated Main Floor
- King Bed in All Floorplans
- Blackout Roller Shades in Living Area & Bedroom
- Tinted Frameless Windows
- Rockford Fosgate Audio System
- Large Linen Closet in Bathroom
- Soft Close Drawers & Doors
- SIGNATURE SERIES Custom Interior Design Collection
- Solo Remote Operating System



Midnight



Platinum



Flooring



Waterways
Cabinets



Aurora
Countertop



SIGNATURE SERIES
by Dutchmen



To see more choices,
visit dutchmen.com



Exterior Features:

The road to your destination isn't always easy that's why Voltage offers amenities to make traveling uncomplicated.


- 1" Thick Baggage Doors
- 50 Amp Service w/ 50' Cord & Indication Lights
- Fully Walkable Roof w/ TPO AlphaPly Material (Lifetime Warranty)
- Large Electric Awning w/ LED Lights
- Tinted Safety Glass Windows
- 16" Custom Wheels
- Winegard Air 360+ Digital Antenna
- 7,000-lb. Axles w/ Ultra Lube*
- Laminated End Walls in Slideouts
- 12v Heated Tank Pads
- Dedicated Heat Duct for Underbelly
- Solar Package
- Upgraded Graphics w/ 5 year Warranty
- Secure Stance Entry Steps
- Rota Flex Pin Box
- 5500 Watt Cummins - Onan Generator
- Roof Ladder
- Outside Entertainment Center*
- All Weather Package
- 30 Gallon Fuel Station
- Hydraulic One Touch Leveling
- Keyless Entry
- On-Demand Tankless Water Heater

*Select Floorplans

MORRYDE SUSPENSION SYSTEM



i To see more features, visit dutchmen.com



Exterior Features:

The road to your destination isn't always easy that's why Voltage offers amenities to make traveling uncomplicated.

- 1" Thick Baggage Doors
- 50 Amp Service w/ 50' Cord & Indication Lights
- Fully Walkable Roof w/ TPO AlphaPly Material (Lifetime Warranty)
- Large Electric Awning w/ LED Lights
- Tinted Safety Glass Windows
- 16" Custom Wheels
- Winegard Air 360+ Digital Antenna
- 7,000-lb. Axles w/ Ultra Lube*
- Laminated End Walls in Slideouts
- 12v Heated Tank Pads
- Dedicated Heat Duct for Underbelly
- Solar Package
- Upgraded Graphics w/ 5 year Warranty
- Secure Stance Entry Steps
- Rota Flex Pin Box
- 5500 Watt Cummins - Onan Generator
- Roof Ladder
- Outside Entertainment Center*
- All Weather Package
- 30 Gallon Fuel Station
- Hydraulic One Touch Leveling
- Keyless Entry
- On-Demand Tankless Water Heater

*Select Floorplans

MORRYDE SUSPENSION SYSTEM



i To see more features, visit dutchmen.com

See the DUTCHMEN® Construction Advantage.

We put a great amount of thought into every RV we design and build. From strong frames, to sturdy walls and insulation, we build every RV to take you on many adventures to come.


Laminated Walls

- 1 Fiberglass Exterior Panel
- 2 Double Lauan Wall Backing
- 3 Aluminum Frame with Block Foam Insulation
- 4 Lauan Interior Wall Panel



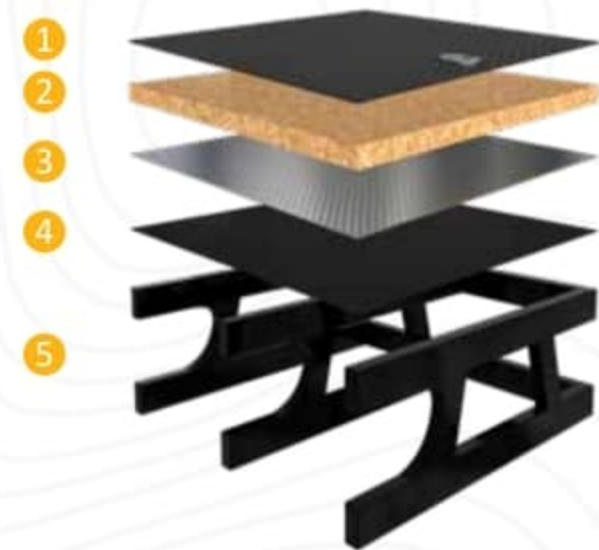
Main Floor Structure


- 1 Linoleum Flooring
- 2 Dynaspan Floor Decking
- 3 Aluminum Frame with Block Foam Insulation and Heat Duct
- 4 Lauan Panel
- 5 Darco Moisture Barrier
- 6 Steel Powder-Coated Main I-Beam Frame
- 7 Radiant Insulation
- 8 Fully Enclosed Underbelly



Solid Garage Floor

- 1 Rubber Floor Covering with Tie Downs Anchored to the Frame
- 2 1" Floor Decking
- 3 Radiant Insulation
- 4 Darco Moisture Barrier
- 5 Steel Power Coated Main I-Beam Frame



 To see more features, visit dutchmen.com

See the DUTCHMEN® Construction Advantage.

We put a great amount of thought into every RV we design and build. From strong frames, to sturdy walls and insulation, we build every RV to take you on many adventures to come.


Laminated Walls

- 1 Fiberglass Exterior Panel
- 2 Double Luan Wall Backing
- 3 Aluminum Frame with Block Foam Insulation
- 4 Luan Interior Wall Panel



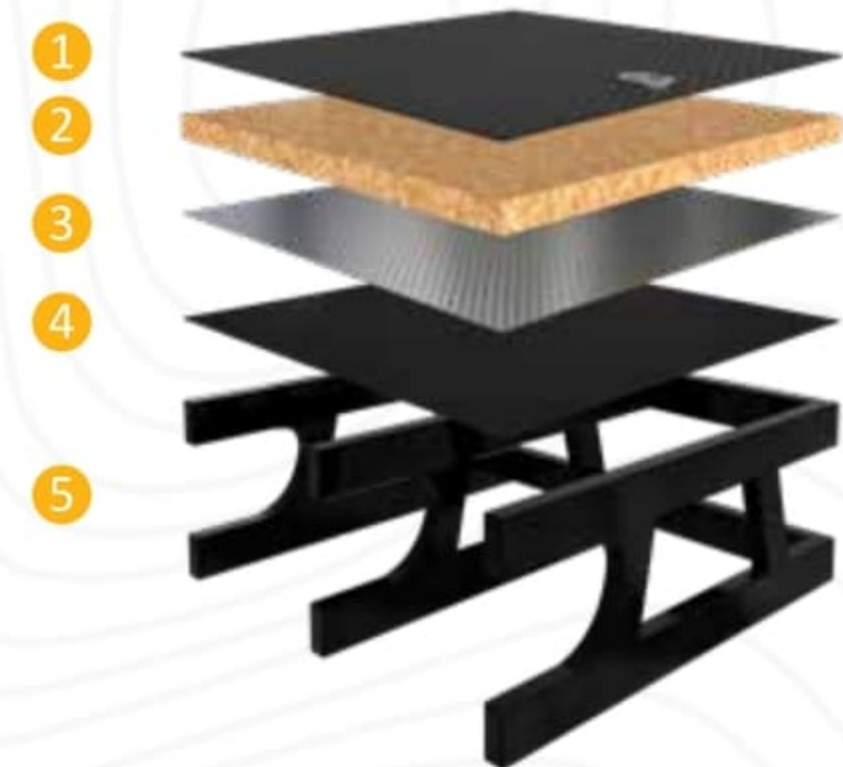
Main Floor Structure


- 1 Linoleum Flooring
- 2 Dynaspan Floor Decking
- 3 Aluminum Frame with Block Foam Insulation and Heat Duct
- 4 Luan Panel
- 5 Darco Moisture Barrier
- 6 Steel Powder-Coated Main I-Beam Frame
- 7 Radiant Insulation
- 8 Fully Enclosed Underbelly



Solid Garage Floor

- 1 Rubber Floor Covering with Tie Downs Anchored to the Frame
- 2 1" Floor Decking
- 3 Radiant Insulation
- 4 Darco Moisture Barrier
- 5 Steel Power Coated Main I-Beam Frame



 To see more features, visit dutchmen.com

Choose how your next adventure unfolds.



VOLTAGE 3635

Ext. Length: 39' 4" Weight: 13,579 lbs.

Sleeps: 6-8 Hitch: 3,106 lbs. Height: 13' 3"



All info & specs are for units manufactured after 10/1/2022

Select Key Features

- ✓ King Size Bed
- ✓ Closet Slide-Out
- ✓ Kitchen Pantry
- ✓ Spa Shower
- ✓ Outside Entertainment
- ✓ Reclining Sofa


Choose how your next adventure unfolds.



VOLTAGE 3635

Ext. Length: 39' 4" Weight: 13,579 lbs.

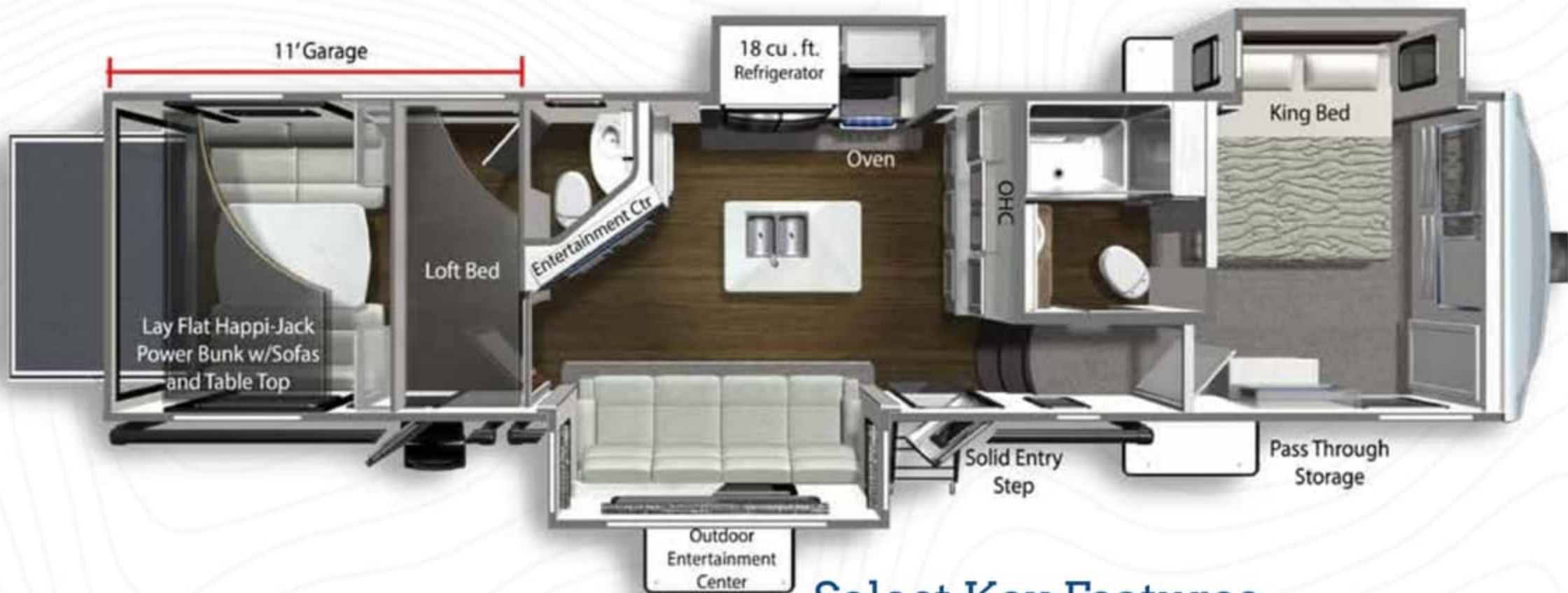
Sleeps: 6-8 Hitch: 3,106 lbs. Height: 13' 3"

 All info & specs are for units manufactured after 10/1/2022

Select Key Features

- King Size Bed
- Closet Slide-Out
- Kitchen Pantry
- Spa Shower
- Outside Entertainment
- Reclining Sofa

Choose how your next adventure unfolds.



Select Key Features

VOLTAGE 3675

Ext. Length: 40' 7" Weight: 14,934 lbs.

Sleeps: 6-8 Hitch: 3,017 lbs. Height: 13' 4"



All info & specs are for units manufactured after 10/1/2022

- ✓ King Size Bed
- ✓ Large Wardrobe Closet
- ✓ Half Bath Garage
- ✓ Washer/Dryer Prep
- ✓ Kitchen Island
- ✓ Reclining Sofa
- ✓ Spa Shower


Choose how your next adventure unfolds.



VOLTAGE 3675

Ext. Length: 40' 7" Weight: 14,934 lbs.

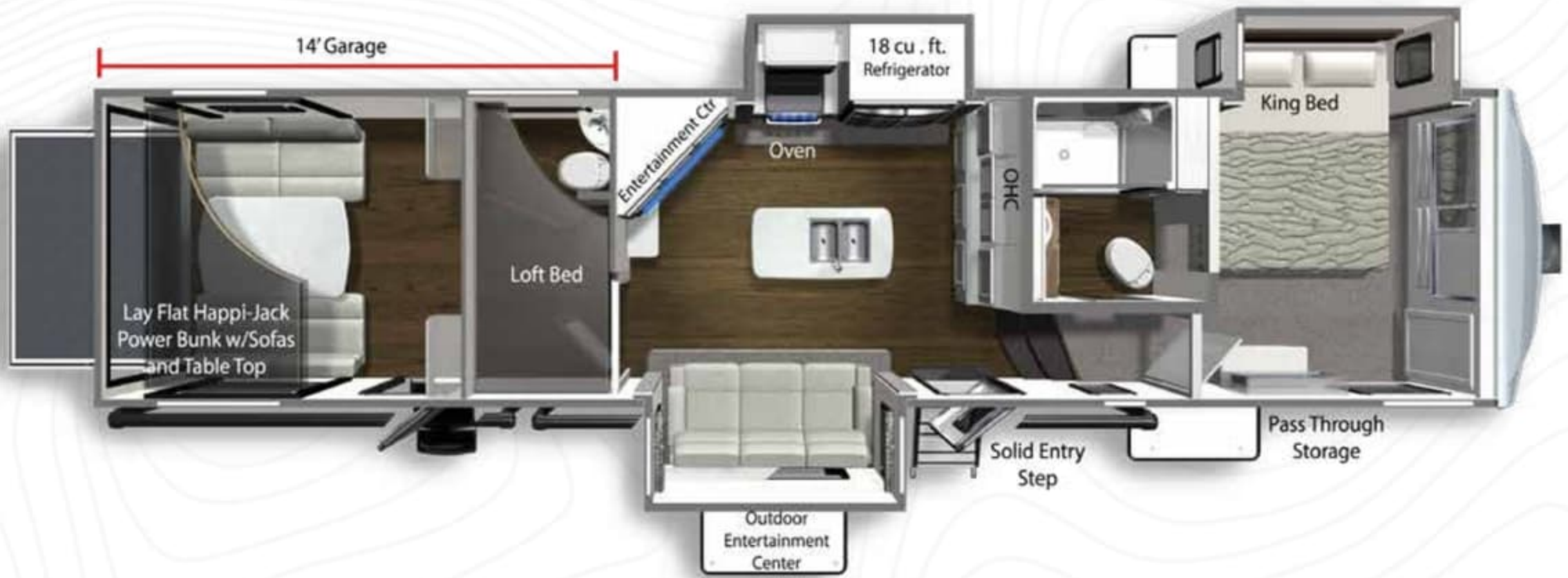
Sleeps: 6-8 Hitch: 3,017 lbs. Height: 13' 4"

 All info & specs are for units manufactured after 10/1/2022

Select Key Features

- King Size Bed
- Large Wardrobe Closet
- Half Bath Garage
- Washer/Dryer Prep
- Kitchen Island
- Reclining Sofa
- Spa Shower

Choose how your next adventure unfolds.



VOLTAGE 3845

Ext. Length: 42' 0" Weight: 14,822 lbs.

Sleeps: 4-6 Hitch: 3,214 lbs. Height: 13' 4"

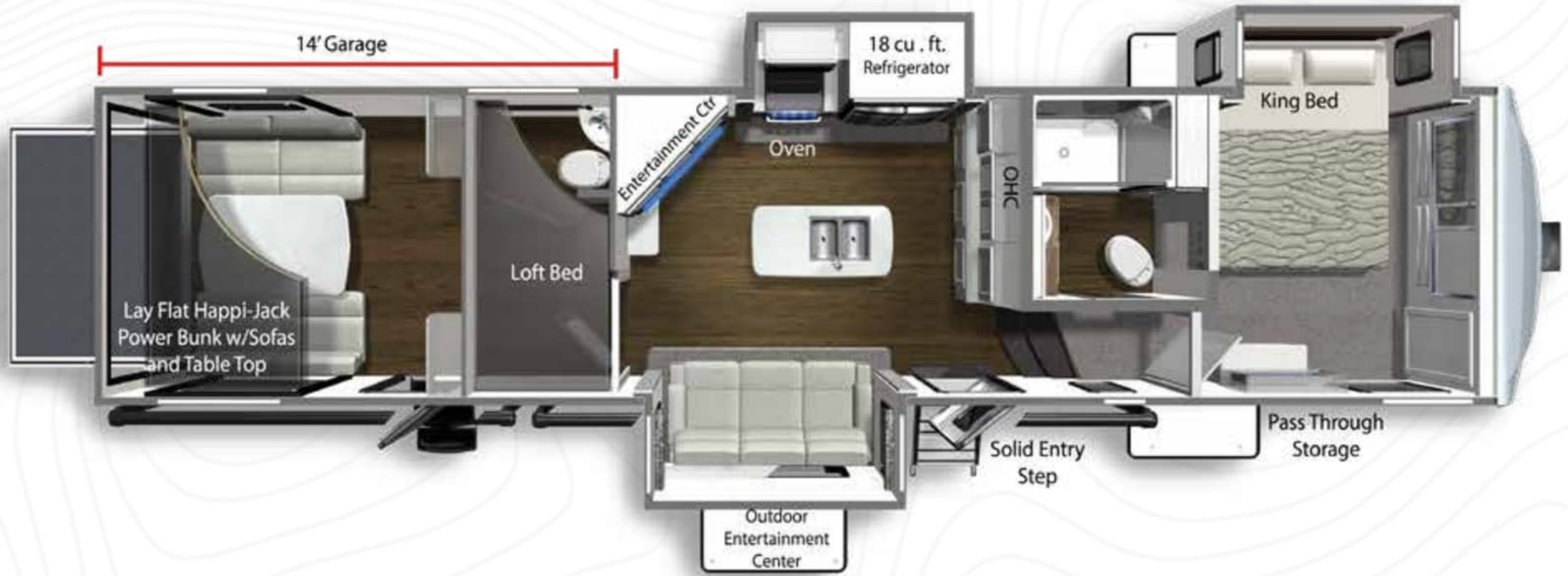


All info & specs are for units manufactured after 10/1/2022

Select Key Features

- ✓ King Size Bed
- ✓ Large Bedroom Wardrobe
- ✓ Garage Half Bath
- ✓ Washer/Dryer Prep
- ✓ Reclining Sofa
- ✓ Bedroom TV
- ✓ Outdoor Entertainment Center


Choose how your next adventure unfolds.



VOLTAGE 3845

Ext. Length: 42' 0" Weight: 14,822 lbs.

Sleeps: 4-6 Hitch: 3,214 lbs. Height: 13' 4"

 All info & specs are for units manufactured after 10/1/2022

Select Key Features

- ✓ King Size Bed
- ✓ Large Bedroom Wardrobe
- ✓ Garage Half Bath
- ✓ Washer/Dryer Prep
- ✓ Reclining Sofa
- ✓ Bedroom TV
- ✓ Outdoor Entertainment Center

Choose how your next adventure unfolds.



VOLTAGE 4015

Ext. Length: 44' 8" Weight: 15,392 lbs.

Sleeps: 4-6 Hitch: 3,238 lbs. Height: 13' 4"

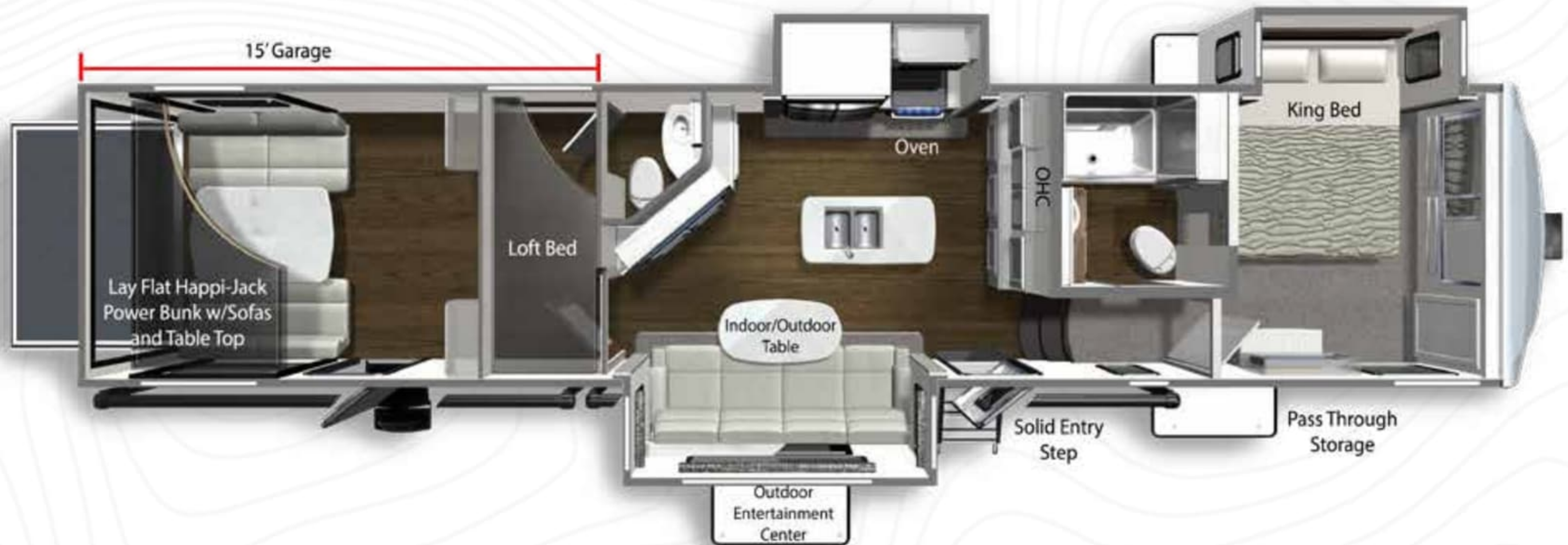


All info & specs are for units manufactured after 10/1/2022

Select Key Features

- ✓ King Size Bed
- ✓ Washer/Dryer Prep
- ✓ Reclining Sofa
- ✓ Spa Shower
- ✓ Garage Half Bath
- ✓ Outdoor Entertainment Center

Choose how your next adventure unfolds.



VOLTAGE 4015

Ext. Length: 44' 8" Weight: 15,392 lbs.

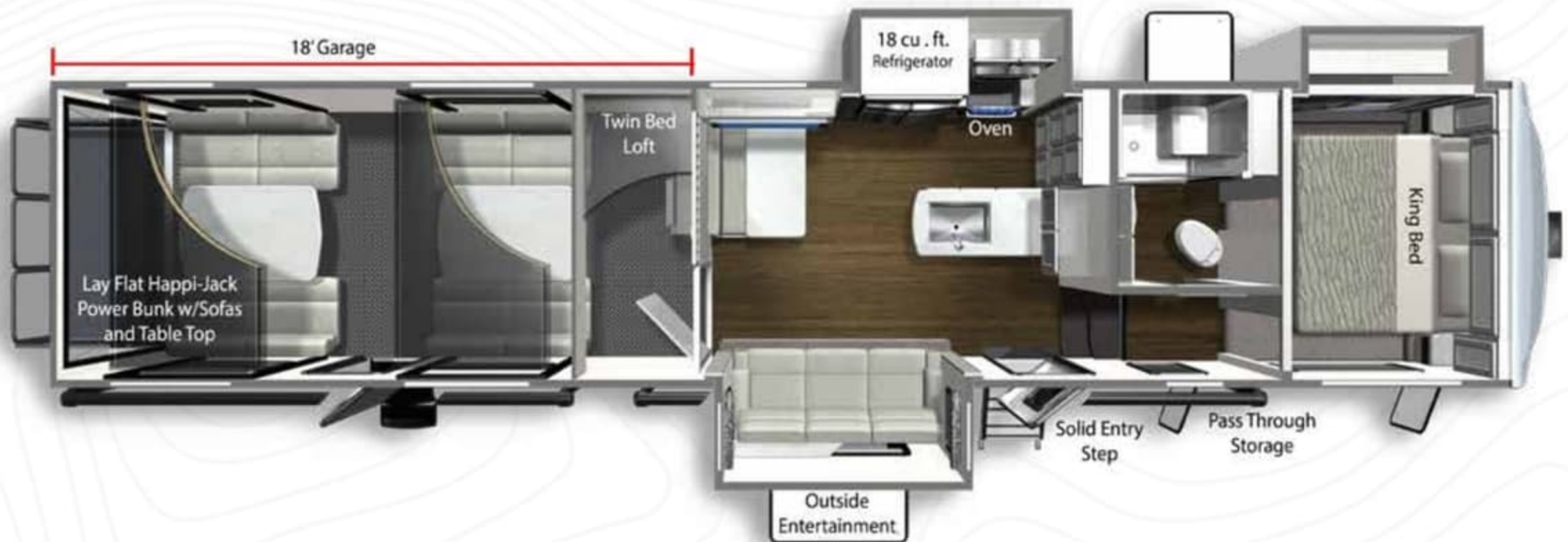
Sleeps: 4-6 Hitch: 3,238 lbs. Height: 13' 4"

i All info & specs are for units manufactured after 10/1/2022

Select Key Features

- ✓ King Size Bed
- ✓ Washer/Dryer Prep
- ✓ Reclining Sofa
- ✓ Spa Shower
- ✓ Garage Half Bath
- ✓ Outdoor Entertainment Center

Choose how your next adventure unfolds.



VOLTAGE 4135

Ext. Length: 44' 4" Weight: 15,169 lbs.

Sleeps: 8-10 Hitch: 3,779 lbs. Height: 13' 3"

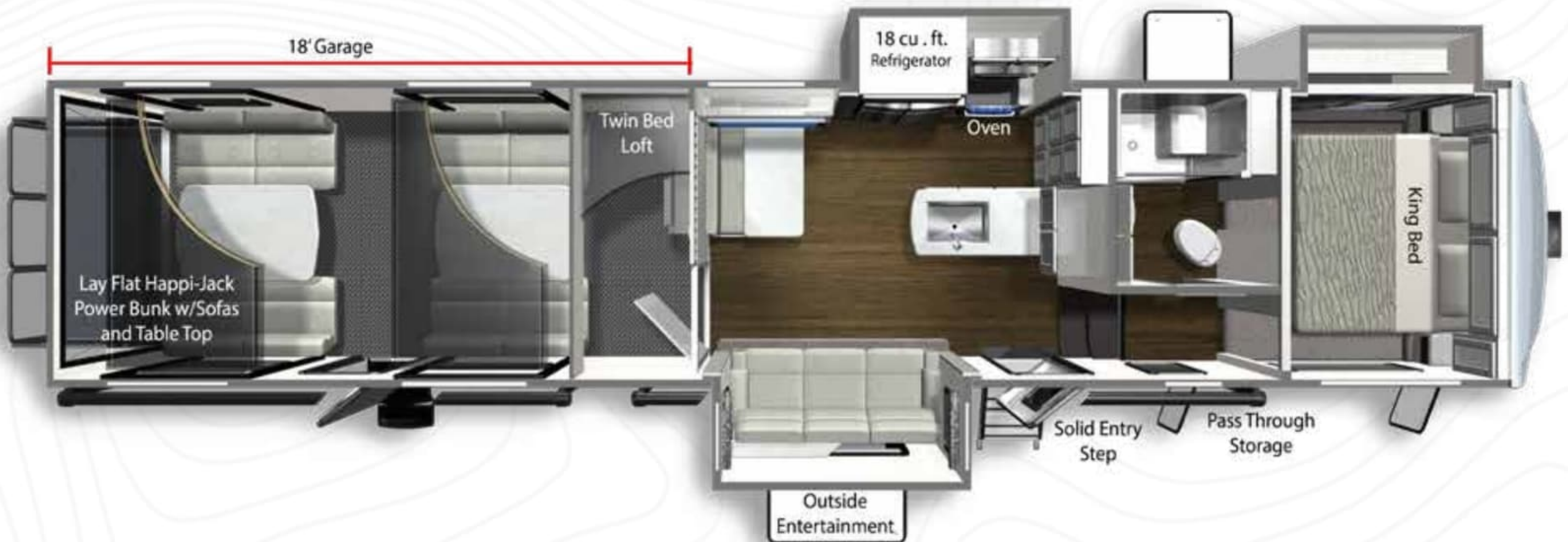


All info & specs are for units manufactured after 10/1/2022

Select Key Features

- ✓ King Size Bed
- ✓ Reclining Sofa
- ✓ 2 Sets of Beds in Garage
- ✓ Outside Entertainment
- ✓ Closet Slide-out
- ✓ Spa Shower


Choose how your next adventure unfolds.



VOLTAGE 4135

Ext. Length: 44' 4" Weight: 15,169 lbs.

Sleeps: 8-10 Hitch: 3,779 lbs. Height: 13' 3"

 All info & specs are for units manufactured after 10/1/2022

Select Key Features

- ✓ King Size Bed
- ✓ Reclining Sofa
- ✓ 2 Sets of Beds in Garage
- ✓ Outside Entertainment
- ✓ Closet Slide-out
- ✓ Spa Shower


Choose how your next adventure unfolds.



Select Key Features

- ✓ King Size Bed
- ✓ Chef's Kitchen
- ✓ Wardrobe Slide
- ✓ Garage Half Bath
- ✓ Spa Shower
- ✓ Reclining Sofa

VOLTAGE 4145
Length: 44' 2" Weight: 15,545 lbs.
Sleeps: 6-8 Hitch: 3,472 lbs. Height: 13' 3"


 All info & specs are for units manufactured after 10/1/2022

Choose how your next adventure unfolds.



Select Key Features

VOLTAGE 4145
Length: 44' 2" Weight: 15,545 lbs.
Sleeps: 6-8 Hitch: 3,472 lbs. Height: 13' 3"

 All info & specs are for units manufactured after 10/1/2022

- King Size Bed
- Chef's Kitchen
- Wardrobe Slide
- Garage Half Bath
- Spa Shower
- Reclining Sofa

Choose how your next adventure unfolds.



VOLTAGE 4225

Length: 46' 8" Weight: 16,092 lbs.

Sleeps: 8-10 Hitch: 3,642 lbs. Height: 13' 3"



All info & specs are for units manufactured after 10/1/2022

Select Key Features

- ✓ King Size Bed
- ✓ Chef's Kitchen
- ✓ Kitchen Pantry
- ✓ Garage Half Bath
- ✓ Spa Shower
- ✓ Recliner Sofas


Choose how your next adventure unfolds.



VOLTAGE 4225

Length: 46' 8" **Weight:** 16,092 lbs.

Sleeps: 8-10 **Hitch:** 3,642 lbs. **Height:** 13' 3"

 All info & specs are for units manufactured after 10/1/2022

Select Key Features

- King Size Bed
- Chef's Kitchen
- Kitchen Pantry
- Garage Half Bath
- Spa Shower
- Recliner Sofas

Voltage Toy Hauler Specifications

Floorplan	Weights (lbs)			Tanks (Gallons)			Dimensions	
	Shipping Weight	Hitch Weight	Carrying Capacity	Fresh Water Capacity	Waste Water Capacity	Gray Water Capacity	Exterior Length	Exterior Height
3635	13,579	3,106	3,221	150	44	88	39' 4"	13' 3"
3675	14,934	3,017	4,066	118	88	84	40' 7"	13' 4"
3845	14,822	3,214	4,178	118	88	84	42' 0"	13' 4"
4015	15,392	3,238	4,608	118	88	84	44' 8"	13' 4"
4135	15,169	3,779	4,831	150	44	88	44' 4"	13' 3"
4145	15,545	3,472	4,455	150	88	88	44' 2"	13' 3"
4225	16,092	3,642	3,908	150	84	84	46' 8"	13' 3"



All info & specs are for units manufactured after 10/1/2022

*Length is defined as the distance from the centerline of hitch pin/coupler to rear bumper of trailer.


**Our weights represent how most units are built, inclusive of many commonly-ordered options.

***Fresh water capacity includes water heater capacity.

DISCLAIMER: Product information is as accurate as possible as of the date of brochure publication. All features, floor plans and specifications in this brochure are subject to change without notice. Please consult Dutchmen's website at www.Dutchmen.com for current product information and specifications.

Voltage Toy Hauler Specifications

Floorplan	Weights (lbs)			Tanks (Gallons)			Dimensions	
	Shipping Weight	Hitch Weight	Carrying Capacity	Fresh Water Capacity	Waste Water Capacity	Gray Water Capacity	Exterior Length	Exterior Height
3635	13,579	3,106	3,221	150	44	88	39' 4"	13' 3"
3675	14,934	3,017	4,066	118	88	84	40' 7"	13' 4"
3845	14,822	3,214	4,178	118	88	84	42' 0"	13' 4"
4015	15,392	3,238	4,608	118	88	84	44' 8"	13' 4"
4135	15,169	3,779	4,831	150	44	88	44' 4"	13' 3"
4145	15,545	3,472	4,455	150	88	88	44' 2"	13' 3"
4225	16,092	3,642	3,908	150	84	84	46' 8"	13' 3"

 All info & specs are for units manufactured after 10/1/2022

*Length is defined as the distance from the centerline of hitch pin/coupler to rear bumper of trailer.

**Our weights represent how most units are built, inclusive of many commonly-ordered options.

***Fresh water capacity includes water heater capacity.

DISCLAIMER: Product information is as accurate as possible as of the date of brochure publication. All features, floor plans and specifications in this brochure are subject to change without notice. Please consult Dutchmen's website at www.Dutchmen.com for current product information and specifications.



Make the DUTCHMEN® Connection.

Connect with other RVers in the Dutchmen community. Sharing adventures is a great way to get inspired and get on the road. Gather 'round our social media campfires with us—and be sure to follow us so we can share with you!

*Length is defined as the distance from the centerline of hitch pin/coupler to rear bumper of trailer.

**Our weights represent how most units are built, inclusive of many commonly-ordered options.

***Fresh water capacity includes water heater capacity.

DISCLAIMER: Product information is as accurate as possible as of the date of brochure publication. All features, floor plans and specifications in this brochure are subject to change without notice. Please consult Dutchmen's website at www.Dutchmen.com for current product information and specifications.

dutchmen.com



Visit us online to see all the Dutchmen brands, innovative models, and spacious floor plans.

CONTACT SALES: 574.537.0600

PO BOX 2000 | 2164 CARAGANA COURT | GOSHEN, IN 46527



Make the DUTCHMEN® Connection.

Connect with other RVers in the Dutchmen community. Sharing adventures is a great way to get inspired and get on the road. Gather 'round our social media campfires with us—and be sure to follow us so we can share with you!

*Length is defined as the distance from the centerline of hitch pin/coupler to rear bumper of trailer.

**Our weights represent how most units are built, inclusive of many commonly-ordered options.

***Fresh water capacity includes water heater capacity.

DISCLAIMER: Product information is as accurate as possible as of the date of brochure publication. All features, floor plans and specifications in this brochure are subject to change without notice. Please consult Dutchmen's website at www.Dutchmen.com for current product information and specifications.

dutchmen.com



Visit us online to see all the Dutchmen brands, innovative models, and spacious floor plans.

CONTACT SALES: 574.537.0600

PO BOX 2000 | 2164 CARAGANA COURT | GOSHEN, IN 46527