

# LUXURY DIESEL

CORNERSTONE | ANTHEM | ASPIRE



2023 ENTEGRA COACH LUXURY DIESEL



ENTEGRRA  
COACH®







## CORNERSTONE

PG. 5-12



## ANTHEM

PG. 13-20



## ASPIRE

PG. 21-28





## MAKING THE RIDE **EVEN SMOOTHER**

Our family is proud to stand behind every Entegra Coach we build. In fact, our coverage is so comprehensive, we invite you to compare it to that of other manufacturers—we think you'll find we're in it for the long haul.

The Entegra Coach limited warranty covers your coach for two years, or the first 24,000 miles of use, whichever occurs first. For more information, visit [EntegraCoach.com](http://EntegraCoach.com).





# THE QUIETEST RIDING, BEST HANDLING COACH ON THE MARKET TODAY. PERIOD.

## HERE'S WHY

### 1. SPARTAN® CHASSIS

Every Spartan® chassis comes with a best-in-class 3-year/50,000-mile transferable warranty, with no deductibles. Spartan® chassis also boasts an industry-best, 20-year transferable warranty on the frame as well as a Cummins® 5-year/100,000-mile engine warranty and an Allison® 5-year/200,000-mile transmission warranty.

Included in the limited warranty is roadside assistance provided by Coach-Net®, which offers service/towing through 40,000 service and repair facilities in the U.S. and Canada.



### 2. EXCLUSIVE X-BRIDGE™ FRAME

Our exclusive X-Bridge™ frame adds even more floor strength and structural rigidity, eliminating chassis flex and twisting; with it, the suspension—not the chassis—absorbs road shock and vibration.



### 3. FIVE-INCH-THICK FLOORS

The industry's thickest floor starts with a ¾" 7-ply plywood for dramatic reductions in energy transmission, noise and vibration. Cabinets are screwed directly to the wood and tile is laid precisely around them; other manufacturers place cabinets on top of the tile, causing squeaks or cracking.



### 4. RESIDENTIAL-STYLE WALLS AND ROOF

Our roof combines crowned aluminum truss rafters on 16" centers with Flexfoil®, fiberglass insulation and ¾" plywood decking. Our sidewalls and rear cap are the ONLY triple-insulated walls on the market. Featuring Styrofoam™, Flexfoil® and glued batt insulation, our triple-insulated walls keep the coach quiet, and you comfortable, on the inside.



### 5. E-Z STEER™ ADJUSTABLE POWER STEERING ASSIST

The E-Z Steer system engages during turns and specific highway driving conditions to assist drivers when it's needed most. With E-Z Steer, turning requires less effort, even at low speeds, to make longer drives more enjoyable, engaging the rear tag axle in coordination with the front wheels makes turns 15-20% tighter, turning the wheel at a dead stop makes pulling in and out of campsites or storage easier and handling is vastly improved in high crosswinds.





45D in High-Gloss Stonewall Grey Cabinetry and Linen Decor



# CORNERSTONE

#1 Selling Brand of Cummins® "X" Engine







# STANDARDS & OPTIONS

## CHASSIS

Spartan® K3 raised-rail chassis  
Cummins® 15 liter X15 turbocharged 605 HP engine with 1,950 lb. ft. torque at 1,150 RPM  
Allison® 4,000 MH 6-speed transmission  
Side-mounted, parallel-airflow radiator  
210 amp alternator  
1,500W engine block heater  
Three-stage engine brake  
Collision avoidance system with collision warning, adaptive cruise control and electronic stability control  
Meritor® front axle with independent front suspension, integrated anti-sway bar and custom-tuned Koni® shocks - 20,000 lb. rating  
Dana® rear axle - 20,000 lb. rating  
Reyco® Granning® passive-steer tag axle with one-touch manual air dump - 14,000 lb. rating  
All-wheel ABS disc brakes  
4.30 rear axle ratio  
Michelin® 365/70R 22.5 in. tires (front) and 315/80R 22.5 in. tires (rear)  
Tire pressure monitoring system (TPMS) with temperature monitoring  
Automatic traction control  
Equalizer™ hydraulic automatic coach leveling  
Valid™ Truline air leveling system with auxiliary air compressor  
Remote air connection  
(2) 12V chassis batteries  
150 gal. fuel tank with dual fills  
15 gal. DEF tank with dual fills (single fill on 45D, 45R)  
Spartan® Safehaul tow vehicle air brake system  
20,000 lb. hitch with 7-pin plug

## CONSTRUCTION

Roof: 4 in. arched aluminum trusses filled with batt insulation and reflective Flexfoil® topped with 3/8 in. plywood decking then one-piece fiberglass  
Sidewalls: 2-1/2 in. exterior walls with Aluma-Tru™ welded tubular aluminum studs on 16 in. centers or less, filled with batt and Flexfoil® insulation, then covered with high-gloss gelcoat fiberglass (R-16)  
Floors: 2 in. x 4 in. wood trusses on 16 in. centers or less filled with batt and Flexfoil® insulation then topped with 3/4 in. 7-ply plywood decking (R-33)  
X-Bridge™ bracing welded into chassis frame  
Aqua-Hot® heated basement storage  
Insulated front and rear caps (R-24)  
Entegra-exclusive Relia-Torque flush-mounted 12V slideout system

## HEAT, A/C, WATER, AND POWER

Onan® 12,500W diesel generator, with automatic start, on powered slide-out tray  
3,000W pure sine wave inverter  
(4) L16 AGM batteries (6V/390 amp hrs. ea.)  
(2) 200W solar panels  
50 amp power cord on electric powered reel  
Smart automatic transfer switch with surge protection  
Bergstrom dual-zone HVAC system  
(3) 15,000 BTU A/C units with heat pumps and condensation drain system

Aqua-Hot® 450D hydronic water and heating system with in-floor heat throughout and engine preheat  
LED-lit fireplace with 5,000 BTU heating element (45B, 45Z)  
Sani-Con® macerator holding tank dump system with power gate valves and manual backup  
Black holding tank sprayer  
City and tank water filtration system  
Water hose with electric reel

## EXTERIOR

Executive Bus Armor 10 in stainless steel trim  
Power rear engine door with manual override  
Dual roof-mounted Girard® Vision dual-pitched patio awnings with LED lights  
Girard® power entrance door awning with LED lights  
Girard® Ultra slideout awnings  
Girard® Ultra power window awnings  
Frameless, dual-pane, tinted, safety-glass windows  
Lit grab handle with doorbell and keypad system for keyless entry  
43 in. Samsung® QLED 4K UHD Smart TV with tilt, swivel, and extend adjustment  
JBL® radio and speakers with USB port and receptacle  
Chrome, heated, remote-control, side-view mirrors with blind-spot indicators  
Diamond Shield™ front protective film mask  
Automatic LED high and low beam headlights and fog lights  
Daytime running lights  
LED marker lights, turn lights, license plate light, third brake light, accent lights and docking lights  
LED accent lights under passenger slideout rooms  
LED-lit chrome clearance accent light  
Porch light and motion sensor security lights  
Mudflap with chrome "Cornerstone" nameplate  
Winegard® TRAV'LER satellite dish DIRECTV® - standard with USA option  
Winegard® TRAV'LER satellite dish Shaw TV - standard with CSA option  
Winegard® Rayzar Automatic powered TV antenna  
Winegard® WiFiRanger™ Wi-Fi extender  
Heated exterior utility center with 5 in. LED Firefly® tank monitoring panel  
(2) power slideout basement storage trays  
2.8 cu. ft. exterior Dometic® refrigerator/freezer on slideout tray  
Push-button, power-unlatching baggage doors with LED indicator light  
Sikkens custom full-body paint

## COCKPIT

Valid™ 15 in. digital dash with quad core graphics processor, on-board diagnostics and ability to display traditional instrument cluster, 360° camera system or GPS navigation  
Delta Mobile Systems® aiDARS™ 1X active 360° surround view system with 14 smart radar sensors and 6 HD cameras displayed on digital dash screen  
Valid™ infotainment system with 15 in. touchscreen, Sygic navigation, Bluetooth®, Sirius XM™ and AM/FM tuner, integrated camera control, house mode whole-coach audio distribution and integrated VegaTouch coach control  
4.3 in. infotainment control touchscreen in passenger console  
E-Z Steer™ adjustable power steering assist  
Steering wheel with integrated controls for screen selection, instrument cluster navigation, media source selection, cruise, wipers and Bluetooth® phone functionality



# CORNERSTONE

Power tilt and telescoping steering column  
JBL® premium audio 11-speaker sound system with amplifier, speakers and DVC subwoofer  
All-in-one automotive antenna for AM/FM/Sirius/GPS dash radio system  
Ultra-Vision® one-piece wrap-around tinted windshield  
Rain-sensing windshield wipers  
32 in. Samsung® QLED 4K UHD Smart TV in front overhead  
Heated and cooled leather driver and passenger seats with powered 6-way adjustment, lumbar, recline, footrest and massage functions  
Powered driver's window  
Powered flush stepwell cover  
Powered adjustable brake and accelerator pedals  
Powered front sun visors and privacy shades  
Dual USB port and one 12V socket for charging

## INTERIOR

Firefly multiplex system with 10 in. VegaTouch touchscreen for complete integration of coach controls, with remote monitoring and control (mobile app available)  
Spyder 3.5 in. touchscreen switches throughout  
50 in. Samsung® QLED 4K UHD Smart TV  
Bose® sound bar with subwoofer and universal remote control  
Sony® Blu-ray™ player  
Premium leather Villa® furniture  
Hand-laid porcelain tiled floors  
LED interior lighting  
Decorative ceiling feature with integrated accent lighting  
Powered solar day and blackout night shades  
Central vacuum system  
Aire-Secure™ travel locks for all pocket doors  
Removable screen on entry door  
Bar area with beverage chiller and rain glass upper cabinet door with LED accent lighting (45R only)

## KITCHEN

Window with push out lever operation and screen  
Stainless steel residential refrigerator with ice maker and water dispenser  
Induction cooktop with matching wood cover  
1.9 cu. ft. convection microwave oven  
Fisher & Paykel dishwasher  
Solid-surface countertops with Blanco single-bowl granite sink and dimmable LED accent lighting  
Maxxair® power vent exhaust fan with intake and touch screen control  
Large, deep drawer for waste basket with easy access trash chute (trash chute not available in 45D, 45R)  
Slide-out storage tray(s) in overhead cabinet

## BEDROOM

Select Comfort® Sleep Number® king-size mattress  
32 in. Samsung® QLED 4K UHD Smart TV  
Bose® sound bar with universal remote control  
Sony® Blu-ray™ player  
Ceiling fan  
Nightstands with solid-surface tops  
Large cedar-lined wardrobe

## BATHROOM

Solid-surface countertops with integrated glass sink and dimmable LED accent lighting  
Porcelain tile shower walls and floor with skylight and frameless glass shower door  
Teakwood shower seat  
Pivoting shower head and separate hand-held spray wand  
Aqua View SHOWERMISER™ water saving system  
Thetford® macerator toilet in main bath  
Thetford® macerator toilet in mid bath (45D, 45R, 45W)  
Thetford® Aria china toilet in mid bath (45B)  
Maxxair® Deluxe power exhaust vent fan with intake  
Separate washer and dryer

## SAFETY

Carbon monoxide detector  
Security system with glass shatter sensors  
Smoke alarm  
Storage safe

## OPTIONS

Canadian standards (CSA)  
Theater seating with power recliners and fixed center console (45R only)  
100 in. hide-a-bed sofa (45B, 45Z only)  
Fireplace/TV/entertainment center and work station IPO sofa (45D, 45W only)  
Winegard® in-motion satellite dome  
Winegard® TRAV'LER satellite dish Dish Network®



# FLOORPLANS



45B

OPTIONS A AND G



45D

OPTIONS A, B, C AND H



45R

OPTION F



45W

OPTIONS D AND E



45Z

OPTIONS A AND G

**OPTIONS**

A	B	C	D	E	F	G	H
BOOTH DINETTE	74" HIDE-A-BED SOFA	74" HIDE-A-BED SOFA	82" HIDE-A-BED SOFA (STANDARD W/ ENT. CENTER OPTION)	82" SOFA	84" POWER THEATER SEATING	100" SOFA W/ HIDE-A-BED	ENTERTAINMENT CENTER W/ FIREPLACE



# SPECIFICATION

Floorplan	GVWR (lbs.)	GCWR (lbs.)	Front GAWR (lbs.)	Rear GAWR (lbs.)	Tag GAWR (lbs.)	Wheel Base	Overall Length	Exterior Height w/ A/C & Satellite	Exterior Width	Interior Height	Fresh Water Capacity (gal.)	Grey Waste Water Capacity (gal.)	Black Waste Water Capacity (gal.)
ALL	54,000	74,000	20,000	20,000	14,000	320"	44' 11"	12' 11"	101"	84"	100	62	41

The Cornerstone is the #1 selling Luxury Diesel Motorhome in the Cummins® 605HP engine category. This coach has timeless features and residential touches in every single detail. The 2023 model allows you to focus on your destination and forget about the hassle of travel with safety standards beyond your imagination. Features such as adaptive cruise control with collision mitigation and blind-spot monitoring, a 15 inch digital dash with an integrated 360° camera, a Reyco® Granning® passive-steer tag axle and disc brakes on every axle keep you safe and secure on the road. Passengers and drivers alike will fall in love with the luxurious premium leather Villa® furniture throughout including heated, cooled and massaging driver and passenger seats. After seeing this model and its state-of-the-art entertainment system, you won't forget the impressive feeling of "power meets beauty".





# INTERIOR DÉCOR

## FABRIC OPTIONS



Beach



Linen



Sterling

## WOOD OPTIONS



Almond



Auburn



Linen



Stonewall



# PAINT SELECTIONS



Agate Grey



Black Pearl



Carmine Red



Coral Reef



Nassau Gold



Patriot Blue



Red Horizon



Sapphire Blue



44W in High-Gloss Stonewall Grey Cabinetry and Desert Decor



# ANTHEM

Luxury You Deserve







# STANDARDS & OPTIONS

## CHASSIS

Spartan® K2 raised-rail chassis  
Cummins® L9 turbocharged 450 HP engine with 1,250 lb. ft. torque at 1,400 RPM  
Allison® 3,000 MH 6-speed transmission  
Side-mounted, parallel-airflow radiator  
170 amp alternator  
1,000W engine block heater  
Three-stage engine brake  
Meritor® front axle with independent front suspension, integrated anti-sway bar and custom-tuned Koni® shocks - 20,000 lb. rating  
Meritor® rear axle - 20,000 lb. rating  
Tag axle with one-touch manual air dump - 12,000 lb. rating  
ABS disc brakes on front axle, drum brakes on drive and tag axle  
4.88 rear axle ratio  
Michelin® XZA 365/70R 22.5 in. tires (front) and XZA 315/80R 22.5 in. tires (rear)  
Tire pressure monitoring system (TPMS) with temperature monitoring  
Automatic traction control  
Equalizer™ hydraulic automatic coach leveling  
Valid™ Truline air leveling system with auxiliary air compressor  
Remote air connection  
(2) 12V chassis batteries  
150 gal. fuel tank with dual fills  
15 gal. DEF tank with dual fills (single fill on 44D, 44R)  
Spartan® Safehaul tow vehicle air brake system  
15,000 lb. hitch with 7-pin plug

## CONSTRUCTION

Roof: 4 in. arched aluminum trusses filled with batt insulation and reflective Flexfoil® topped with 3/8 in. plywood decking then one-piece fiberglass  
Sidewalls: 2-1/2 in. exterior walls with Aluma-Tru™ welded tubular aluminum studs on 16 in. centers or less, filled with batt and Flexfoil® insulation, then covered with high-gloss gelcoat fiberglass (R-16)  
Floors: 2 in. x 4 in. wood trusses on 16 in. centers or less filled with batt and Flexfoil® insulation then topped with 3/4 in. 7-ply plywood decking (R-33)  
X-Bridge™ bracing welded into chassis frame  
Aqua-Hot® heated basement storage  
Insulated front and rear caps (R-24)  
Entegra-exclusive Relia-Torque flush-mounted 12V slideout system

## HEAT, A/C, WATER, AND POWER

Onan® 10,000W diesel generator, with automatic start, on powered slide-out tray  
3,000W pure sine wave inverter  
(4) L16 AGM batteries (6V/390 amp hrs. ea.)  
(2) 200W solar panels  
50 amp power cord on electric powered reel  
Smart automatic transfer switch with surge protection  
Bergstrom dual-zone HVAC system  
(3) 15,000 BTU A/C units with heat pumps and condensation drain system

Aqua-Hot® 450D hydronic water and heating system with in-floor heat throughout and engine preheat  
LED-lit fireplace with 5,000 BTU heating element (44B, 44Z)  
Sani-Con® macerator holding tank dump system with manual gate valves and manual backup  
Black holding tank sprayer  
City and tank water filtration system  
Water hose with electric reel

## EXTERIOR

Premier Bus Armor 8 in. stainless steel trim  
Power rear engine door with manual override  
Dual roof-mounted Girard® Vision dual-pitched patio awnings with LED lights  
Girard® power entrance door awning with LED lights  
Girard® Ultra slideout awnings  
Girard® Ultra power window awnings  
Frameless, dual-pane, tinted, safety-glass windows  
Lit grab handle with doorbell and keypad system for keyless entry  
43 in. Samsung® QLED 4K UHD Smart TV with tilt, swivel, and extend adjustment  
JBL® radio and speakers with USB port and receptacle  
Chrome, heated, remote-control, side-view mirrors with blind-spot indicators  
Diamond Shield™ front protective film mask  
Automatic LED low beam headlights, halogen high beam headlights and fog lights  
Daytime running lights  
LED marker lights, turn lights, license plate light, third brake light, accent lights and docking lights  
LED accent lights under passenger slideout rooms  
LED-lit chrome clearance accent light  
Porch light and motion sensor security lights  
Mudflap with chrome "Anthem" nameplate  
Winegard® TRAV'LER satellite dish DIRECTV® - standard with USA option  
Winegard® TRAV'LER satellite dish Shaw TV - standard with CSA option  
Winegard® Rayzar Automatic powered TV antenna  
Winegard® WiFiRanger™ Wi-Fi extender  
Heated exterior utility center with 5 in. LED SeeLevel™ tank monitoring panel  
Power slideout basement storage tray  
2.8 cu. ft. exterior Dometic® refrigerator/freezer on slideout tray  
Push-button, power-unlatching baggage doors with LED indicator light  
Sikkens custom full-body paint

## COCKPIT

Valid™ 15 in. digital dash with quad core graphics processor, on-board diagnostics and ability to display traditional instrument cluster, 360° camera system or GPS navigation  
Delta Mobile Systems® aiDARS™ 1X active 360° surround view system with 14 smart radar sensors and 6 HD cameras displayed on digital dash screen  
Valid™ infotainment system with 15 in. touchscreen, Sygic navigation, Bluetooth®, Sirius XM™ and AM/FM tuner, integrated camera control, house mode whole-coach audio distribution and integrated VegaTouch coach control  
4.3 in. infotainment control touchscreen in passenger console  
E-Z Steer™ adjustable power steering assist



# ANTHEM

Steering wheel with integrated controls for screen selection, instrument cluster navigation, media source section, cruise, wipers and Bluetooth® phone functionality  
Power tilt and telescoping steering column  
JBL® premium audio 11-speaker sound system with amplifier, speakers and DVC subwoofer  
All-in-one automotive antenna for AM/FM/Sirius/GPS dash radio system  
Ultra-Vision® one-piece wrap-around tinted windshield  
Rain-sensing windshield wipers  
32 in. Samsung® QLED 4K UHD Smart TV in front overhead  
Heated leather driver and passenger seats with powered 6-way adjustment, lumbar, recline and footrest functions  
Powered flush stepwell cover  
Powered adjustable brake and accelerator pedals  
Powered front sun visors and privacy shades  
Dual USB port and one 12V socket for charging

## INTERIOR

Firefly multiplex system with 10 in. VegaTouch touchscreen for complete integration of coach controls, with remote monitoring and control (mobile app available)  
Spyder 3.5 in. touchscreen switches throughout  
50 in. Samsung® QLED 4K UHD Smart TV  
Bose® sound bar with subwoofer and universal remote control  
Sony® Blu-ray™ player  
Premium leather Villa® furniture  
Hand-laid porcelain tiled floors  
LED interior lighting  
Decorative ceiling feature with integrated accent lighting  
Powered solar day and blackout night shades  
Central vacuum system  
Aire-Secure™ travel locks for all pocket doors  
Removable screen on entry door  
Bar area with beverage chiller and rain glass upper cabinet door with LED accent lighting (45R only)

## KITCHEN

Window with push out lever operation and screen  
Stainless steel residential refrigerator with ice maker and water dispenser  
Induction cooktop with matching wood cover  
1.9 cu. ft. convection microwave oven  
Fisher & Paykel dishwasher  
Solid-surface countertops with Blanco single-bowl granite sink and dimmable LED accent lighting  
Maxxair® power vent exhaust fan with intake and touch screen control  
Large, deep drawer for waste basket with easy access trash chute (trash chute not available in 44D, 44R)  
Slide-out storage tray(s) in overhead cabinet

## BEDROOM

Select Comfort® Sleep Number® king-size mattress  
32 in. Samsung® QLED 4K UHD Smart TV  
Bose® sound bar with universal remote control  
Sony® Blu-ray™ player  
Ceiling fan  
Nightstands with solid-surface tops  
Large cedar-lined wardrobe

## BATHROOM

Solid-surface countertops with integrated glass sink and dimmable LED accent lighting  
Porcelain tile shower with skylight and clear glass shower door  
Teakwood shower seat  
Fixed shower head and separate hand-held spray wand  
Aqua View SHOWERMISER™ water saving system  
Thetford® macerator toilet in main bath  
Thetford® macerator toilet in mid bath (44D, 44R, 44W)  
Thetford® Aria china toilet in mid bath (44B)  
Maxxair® Deluxe power exhaust vent fan with intake  
Separate washer and dryer

## SAFETY

Carbon monoxide detector  
Security system with glass shatter sensors  
Smoke alarm  
Storage safe

## OPTIONS

Canadian standards (CSA)  
Theater seating with power recliners and fixed center console (44R only)  
100 in. hide-a-bed sofa (44B, 44Z only)  
Fireplace/TV/entertainment center and work station IPO sofa (44D, 44W only)  
Winegard® in-motion satellite dome  
Winegard® TRAV'LER satellite dish Dish Network®



# FLOORPLANS



OUTSIDE ENTERTAINMENT CENTER W/ 43" TV

OPTIONS A AND G



OUTSIDE ENTERTAINMENT CENTER W/ 43" TV

OPTIONS A, B, C AND H



OUTSIDE ENTERTAINMENT CENTER W/ 43" TV

OPTION F



OUTSIDE ENTERTAINMENT CENTER W/ 40" TV

OPTIONS A, D, E AND H



OUTSIDE ENTERTAINMENT CENTER W/ 43" TV

OPTIONS A AND H

OPTIONS



BOOTH DINETTE



74" HIDE-A-BED SOFA



74" HIDE-A-BED SOFA



82" HIDE-A-BED SOFA (STANDARD W/ ENT. CENTER OPTION)



82" SOFA



84" POWER THEATER SEATING



100" SOFA W/ HIDE-A-BED




ENTERTAINMENT CENTER W/ FIREPLACE



# SPECIFICATION

Floorplan	GVWR (lbs.)	GCWR (lbs.)	Front GAWR (lbs.)	Rear GAWR (lbs.)	Tag GAWR (lbs.)	Wheel Base	Overall Length	Exterior Height w/ A/C & Satellite	Exterior Width	Interior Height	Fresh Water Capacity (gal.)	Grey Waste Water Capacity (gal.)	Black Waste Water Capacity (gal.)
ALL	52,000	67,000	20,000	20,000	12,000	320"	44' 11"	12' 11"	101"	84"	100	62	41


Riding in style has a whole new meaning with the 2023 Anthem Luxury Diesel Motorhome. This Class A features newly-designed premium leather Crown Compass furniture, giving this coach the feeling of 'luxury meets home'. With added touches of convenience throughout the coach, such as Girard® Ultra power window awnings and dual roof-mounted two-stage patio awnings, we've set you up for the best RV experience of your life. With a 15 inch digital dash displaying an integrated 360° camera and a Valid air leveling system, setting up your campsite has never been easier. Once you experience the Anthem, each trip will be better than the last.






# INTERIOR DÉCOR

## FABRIC OPTIONS



Bavarian



Desert



Metro

## WOOD OPTIONS



Almond



Auburn



Linen




Stonewall



# PAINT SELECTIONS



Aqua Blue




Cobalt Blue



Golden Harvest



Purple Rain



Rally Red



Steel Grey



44R in Almond Glazed Maple Cabinetry and Flagstone Decor



# ASPIRE

A Beautiful Journey







# STANDARDS & OPTIONS

## CHASSIS

Spartan® K2 raised-rail chassis  
Cummins® L9 turbocharged 450 HP engine with 1,250 lb.-ft. torque at 1,400 RPM  
Allison® 3,000 MH 6-speed transmission  
Side-mounted, parallel-airflow radiator  
170 amp alternator  
1,000W engine block heater  
Three-stage engine brake  
Reyco® Granning® front axle with independent front suspension - 17,000 lb. rating  
Meritor rear axle - 20,000 lb. rating (Dana® rear axle - 24,000 lb. rating on 40P)  
Tag axle with one-touch manual air dump - 12,000 lb. rating (N/A 40P)  
ABS disc brakes on front axle, drum brakes on drive and tag axle  
(ABS disc brakes on front and rear axle on 40P)  
4.88 rear axle ratio (4.78 on 40P)  
Michelin® X Coach Z 295/80R22.5 tires  
Bilstein® 46mm shocks  
Tire pressure monitoring system (TPMS) with temperature monitoring  
Equalizer™ hydraulic automatic coach leveling  
Remote air connection  
(2) 12V chassis batteries  
150 gal. fuel tank with dual fills (100 gal. on 40P)  
15 gal. DEF tank with dual fills (single fill on 40P, 44D, 44R)  
Spartan® Safehaul tow vehicle air brake system  
15,000 lb. hitch with 7-pin plug (10,000 lb. hitch on 40P)

## CONSTRUCTION

Roof: 4 in. arched aluminum trusses filled with batt insulation and reflective Flexfoil® topped with 3/8 in. plywood decking then one-piece fiberglass  
Sidewalls: 2-1/2 in. exterior walls with Aluma-Tru™ welded tubular aluminum studs on 16 in. centers or less, filled with batt and Flexfoil® insulation, then covered with high-gloss gelcoat fiberglass (R-16)  
Floors: 2 in. x 4 in. wood trusses on 16 in. centers or less filled with batt and Flexfoil® insulation then topped with 3/4 in. 7-ply plywood decking (R-33)  
X-Bridge™ bracing welded into chassis frame  
Aqua-Hot® heated basement storage  
Insulated front and rear caps (R-24)  
Entegra-exclusive Relia-Torque flush-mounted 12V slideout system

## HEAT, A/C, WATER, AND POWER

Onan® 10,000W diesel generator, with automatic start, on slide-out tray  
3,000W pure sine wave inverter  
(2) L16 AGM batteries (6V/390 amp hrs. ea.)  
(2) 200W solar panels  
50 amp power cord on electric powered reel  
Smart automatic transfer switch with surge protection  
Bergstrom dual-zone HVAC system  
(3) 15,000 BTU A/C units with heat pumps and condensation drain system  
Aqua-Hot® 400D hydronic water and heating system with in-floor heat throughout

Sani-Con® macerator holding tank dump system with manual gate valves and manual backup  
Black holding tank sprayer  
City and tank water filtration system  
Water hose with electric reel

## EXTERIOR

Power rear engine door with manual override  
Dual roof-mounted Girard® Vision dual-pitched patio awnings with LED lights  
Girard® power entrance door awning with LED lights  
Girard® Ultra slideout awnings  
Girard® window awnings  
Frameless, dual-pane, tinted, safety-glass windows  
Lit grab handle with doorbell and keypad system for keyless entry  
43 in. Samsung® 4K UHD Smart TV with tilt, swivel, and extend adjustment  
JBL® radio and speakers with USB port and receptacle  
Chrome, heated, remote-control, side-view mirrors with two-position memory settings  
Diamond Shield™ front protective film mask  
Automatic LED low beam headlights, halogen high beam headlights and fog lights  
Daytime running lights  
LED marker lights, turn lights, license plate light, third brake light, accent lights and docking lights  
LED accent lights under passenger slideout rooms  
Porch light and motion sensor security lights  
Mudflap with chrome “Aspire” nameplate  
Winegard® TRAV’LER satellite dish DIRECTV® - standard with USA option  
Winegard® TRAV’LER satellite dish Shaw TV - standard with CSA option  
Winegard® Rayzar Z1 TV antenna  
Winegard® WiFiRanger™ Wi-Fi extender  
Heated exterior utility center with 5 in. LED SeeLevel™ tank monitoring panel  
Slideout basement storage tray  
Push-button, power-unlatching baggage doors with LED indicator light  
Sikkens custom full-body paint

## COCKPIT

Valid™ 15 in. digital dash with quad core graphics processor, on-board diagnostics and ability to display traditional instrument cluster, 360° camera system or GPS navigation  
Ramco 360° HD digital camera system  
Valid™ infotainment system with 15 in. touchscreen, Sygic navigation, Bluetooth®, Sirius XM™ and AM/FM tuner, integrated camera control and house mode whole-coach audio distribution  
4.3 in. infotainment control touchscreen in passenger console  
E-Z Steer™ adjustable power steering assist  
Steering wheel with integrated controls for screen selection, instrument cluster navigation, media source selection, cruise, wipers and Bluetooth® phone functionality  
Manual tilt and telescoping steering column  
JBL® premium audio 5-speaker sound system with amplifier, speakers and DVC subwoofer  
All-in-one automotive antenna for AM/FM/Sirius/GPS dash radio system  
Ultra-Vision® one-piece wrap-around tinted windshield  
Rain-sensing windshield wipers



32 in. Samsung® LED 1080P Smart TV in front overhead  
Leather driver and passenger seats with powered 6-way adjustment, lumbar and footrest functions  
Powered flush stepwell cover  
Powered adjustable brake and accelerator pedals  
Powered front sun visors and privacy shades  
Dual USB port and one 12V socket for charging

## INTERIOR

Firefly multiplex system with 10 in. VegaTouch touchscreen for complete integration of coach controls (mobile app available)  
50 in. Samsung® 4K UHD Smart TV  
Bose® sound bar with subwoofer and universal remote control  
Sony® Blu-ray™ player  
Premium leather Crown Compass furniture  
Hand-laid porcelain tiled floors  
LED interior lighting  
Decorative ceiling feature with integrated accent lighting  
Manual solar day shades and blackout night shades  
Central vacuum system  
Aire-Secure™ travel locks for all pocket doors  
Removable screen on entry door  
Bar area with beverage chiller and rain glass upper cabinet door with LED accent lighting (44R only)

## KITCHEN

Window with push out lever operation and screen  
Stainless steel residential refrigerator with ice maker and water dispenser  
Induction cooktop with matching wood cover  
1.9 cu. ft. convection microwave oven  
Fisher & Paykel dishwasher  
Solid-surface countertops with stainless steel sink and dimmable LED accent lighting  
Maxxair® power vent exhaust fan with intake and touch screen control  
Large, deep drawer for waste basket with easy access trash chute (trash chute not available on 40P, 44D, 44R)  
Slide-out storage tray(s) in overhead cabinet

## BEDROOM

King-size gel memory-foam mattress  
32 in. Samsung® LED 1080P Smart TV  
Bose® sound bar with universal remote control  
Sony® Blu-ray™ player  
Ceiling fan  
Nightstands with solid-surface tops

## BATHROOM

Solid-surface countertops with integrated sink and dimmable LED accent lighting  
Textured porcelain tile shower with skylight and clear glass shower door  
Teakwood shower seat  
Fixed shower head and separate hand-held spray wand  
Aqua View SHOWERMISER™ water saving system  
Thetford® macerator toilet in main bath  
Thetford® macerator toilet in mid bath (44D, 44R, 44W)  
Thetford® Aria china toilet with foot flush in mid bath (40P, 44B)  
Maxxair® power exhaust fan with intake  
Separate washer and dryer

## SAFETY

Carbon monoxide detector  
Security system with glass shatter sensors  
Smoke alarm  
Storage safe

## OPTIONS

Canadian standards (CSA)  
Theater seating with power recliners and fixed center console (44R only)  
100 in. sofa with hide-a-bed (44B, 44Z only)  
Fireplace/TV/entertainment center and work station IPO sofa (44D, 44W only)  
LED-lit fireplace (44B and 44Z only)  
Winegard® in-motion satellite dome  
Winegard® TRAV'LER satellite dish Dish Network®  
(2) additional AGM batteries (4 total) - (N/A 40P)



# FLOORPLANS





# SPECIFICATIONS

Floorplan	GVWR (lbs.)	GCWR (lbs.)	Front GAWR (lbs.)	Rear GAWR (lbs.)	Tag GAWR (lbs.)	Wheel Base	Overall Length	Exterior Height w/ A/C & Satellite	Exterior Width	Interior Height	Fresh Water Capacity (gal.)	Grey Waste Water Capacity (gal.)	Black Waste Water Capacity (gal.)
40P	41,000	51,000	17,000	24,000	N/A	296"	40' 11"	12' 11"	101"	84"	100	62	41
44B-44Z	49,000	64,000	17,000	20,000	12,000	320"	44' 11"	12' 11"	101"	84"	100	62	41

## A BEAUTIFUL JOURNEY

Easy driving and enjoyable features are the showstoppers when it comes to the all-new 2023 Aspire Class A Motorhome. This luxury coach rides on a Spartan® K2 chassis with a Cummins® 450HP engine. Thanks to the E-Z Steer™ adjustable power steering assist, drivers are sure to enjoy the ride, while taking in the iconic panoramic view Class A's are known for. The stunning upgrades of this model don't end with the E-Z Steer technology. In fact, they extend to the interior with premium leather Crown Compass furniture in the living area. A 15 inch digital dash with an integrated 360° camera will put your mind at ease, and allow parking and backing up to be a stress point of the past. It's time for you to enjoy the journey as much as the destination.





# INTERIOR DÉCOR

## FABRIC OPTIONS



Lily



Flagstone



Shadow

## WOOD OPTIONS



Almond



Auburn



Linen



Stonewall



# PAINT SELECTIONS



Black Cherry



Gold Ice



Purple Haze



Silver Spruce



Sugar Cookie



Ultrasonic Blue





Part of Jayco Family of Companies

[WWW.ENTEGRACOACH.COM](http://WWW.ENTEGRACOACH.COM)



[entegracoach.com](http://entegracoach.com)

Gross Vehicle Weight Rating (GVWR): The maximum permissible weight of the motorcoach, including the Unloaded Vehicle Weight (UVW) plus passengers, personal items, all cargo, fluids, options and dealer-installed accessories. The GVWR is equal to or greater than the sum of the UVW and the Cargo Carrying Capacity. Gross Axle Weight Rating (GAWR): The maximum allowable weight each axle assembly is designed to carry, as measured at the tires, therefore including the weight of the axle assembly itself. Gross Combined Weight Rating (GCWR): The maximum allowable combined weight of the motorcoach used as a tow vehicle and the attached towed vehicle.

Entegra Coach, Inc. | P.O. Box 460 | Middlebury, IN 46540 See dealer for further information and prices. All information in this brochure and on [www.entegracoach.com](http://www.entegracoach.com) is the latest available at the time of publication approval. Entegra Coach reserves the right to make changes and to discontinue models without notice or obligation. Photography may show optional equipment or props used for decoration purposes only. RVs built for sale in Canada may differ to conform to Canadian codes. ENTEGRA COACH, JAYCO and the JAYCO BIRD IN FLIGHT are registered trademarks of Jayco, Inc. Printed in U.S.A. 30K ©2023 Entegra Coach, Inc. 257089