



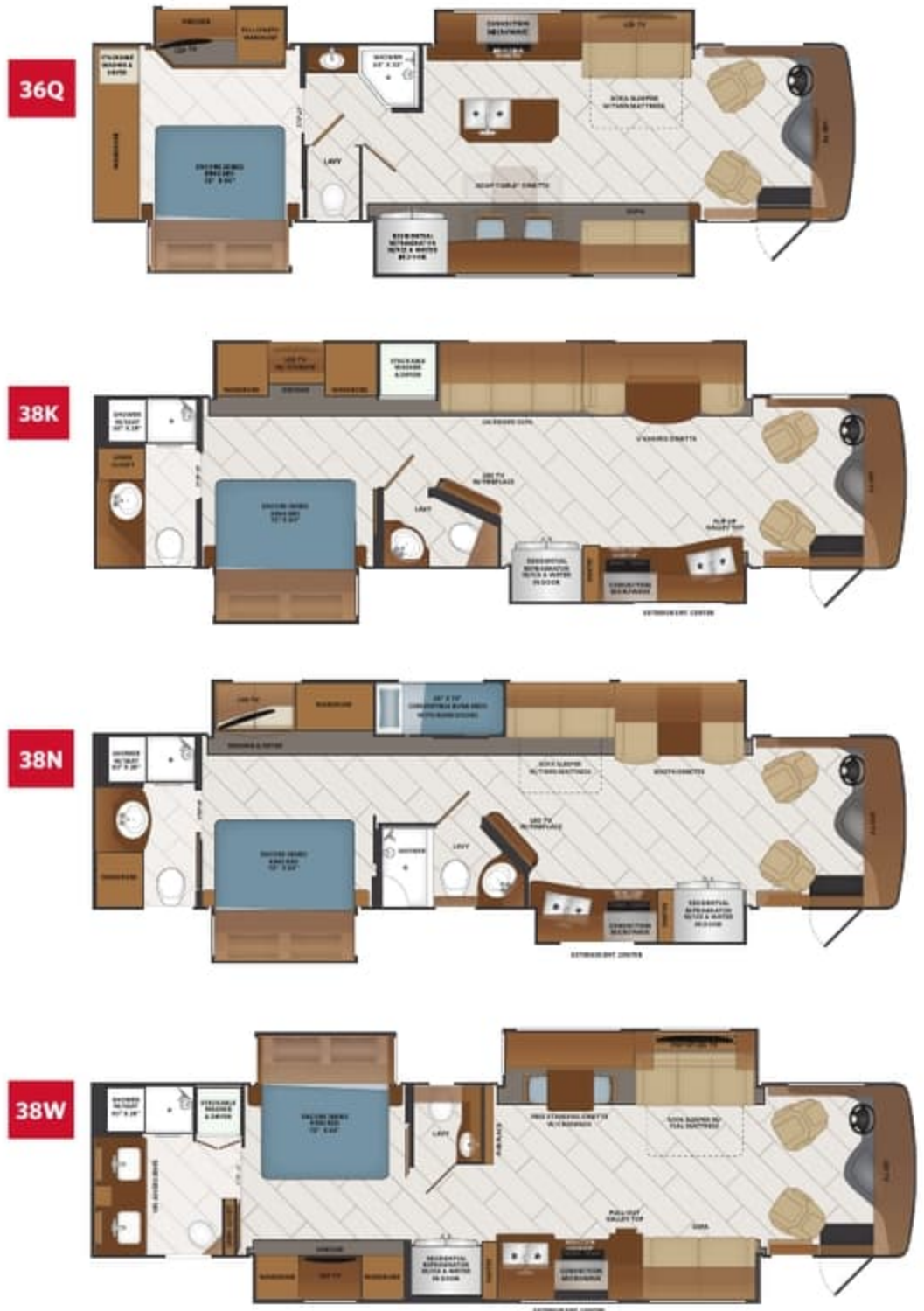
FLEETWOODRV.COM

TOP FEATURES

DISCOVERY

Shown in Imperial Graphics

- Freightliner® Custom Chassis - XCM
- Freightliner® BrakeSync standard
- Freightliner® Tire Pressure Monitoring standard
- Freedom Bridge® featuring cavernous pass through storage and 7.5" I-Beam construction.
- Cummins 6.7L engine features 360HP/800 ft. lb of torque paired with an Allison 3000 transmission.
- Freightliner® V-Ride, Allows you to take the turns the road gives you with confidence.
- Aqua Hot 400D gives you unlimited hot water and nice comfortable interior /basement heat without depleting the humidity in the air.
- Hand laid porcelain tile flooring throughout - heated through living area.
- Safe-T-View allows your side view and backup cameras to be displayed on your interior televisions. Acting as a built in video system.
- MultiPlex house controls that can be controlled by your smart device or the digital display centrally located inside your unit.
- Maintenance free citadel lined luggage compartments with NO wood.
- One piece fiberglass exterior roof- sleek appearance, low maintenance and long lasting durability.
- Generous Interior and Exterior Storage plus large holding tank capacities- perfect for extended trips.




AVAILABLE OPTIONS

- Motion Power Loungew/USB and Lighted Cupholders
- Hide-A-Loft™ Electric Drop Down Bed
- Mid-ship LED TV (38W)
- Dishwasher
- Dream Dinette (38W)
- L-Shaped Dinette (38N)
- Third Roof A/C
- Free Standing Dinette w/Credenza (38K, 38N)
- Technology Package:
Wi-Fi Extender Pro Pack w/LTE, Cell Booster, 300W Solar Panel, Collision Mitigation by Mobileye®, Firefly Eclipse Module - Enabling Remote Access w/App Via Wi-Fi




TO LOCATE A DEALER NEAR YOU VISIT OUR WEBSITE AT FLEETWOODRV.COM

ENCLAVE




ENGLISH CHESTNUT

RIDGELAND



GREYSTONE

SPANISH MOSS



HERITAGE (PAINTED CABINETRY)



WINTER FOG (PAINTED W/GLAZED ACCENTS CABINETRY)

1 SOFA 2 LIVING ACCENT 3 BEDDING 4 COUNTERTOP 5 FLOORING 6 BACKSPLASH 7 VALANCE

CHASSIS

MODEL	36Q	38K	38N	38W
Wheelbase	263"	252"	252"	263"
Front GAWR (lbs)	12,400	12,400	12,400	12,400
Rear GAWR (lbs)	21,000	21,000	21,000	21,000
GCWR (lbs)	43,400	43,400	43,400	43,400
Hitch Rating Weight (lbs)	10,000	10,000	10,000	10,000
Tongue Weight (lbs)	1,000	1,000	1,000	1,000
Fuel Capacity (gal)	100	100	100	100

DIMENSIONS & CAPCITIES

MODEL	36Q	38K	38N	38W
Overall Length	37' 3"	38' 8"	38' 8"	40' 11"
Overall Height	12' 10"	12' 10"	12' 10"	12' 10"
Overall Width (Maximum)	102"	102"	102"	102"
Interior Height (Maximum)	84"	84"	84"	84"
Interior Width (Maximum)	96"	96"	96"	96"
Patio Awning Width	14' 0"	10' 8"	18' 0"	18' 0"
Interior Storage (cu. ft.)	147	140	148	132
Exterior Storage (cu. ft.)	88	127	127	142
Fresh Water Capacity (gal)	105	105	105	105
Grey Water Capacity (gal)	75	75	75	75
Black Water Capacity (gal)	50	50	50	50

FREEDOM BRIDGE® CHASSIS

Model: Freightliner® XCM Series
 Engine: Cummins ISB 6.7L
 Transmission: Allison® 3,000 MH 6-Speed w/Electronic Shifter
 Alternator: Delcom Remy 160 Amp
 Torque: 800 lb.-ft. @ 1,800 RPM
 Horsepower: 360HP



EXTERIORS



BLUEJACKET



CHARLESTON



COPPERHEAD



IMPERIAL



SALTWATER

ALL-NEW EXTERIOR GRAPHICS FOR MODEL YEAR 2023