

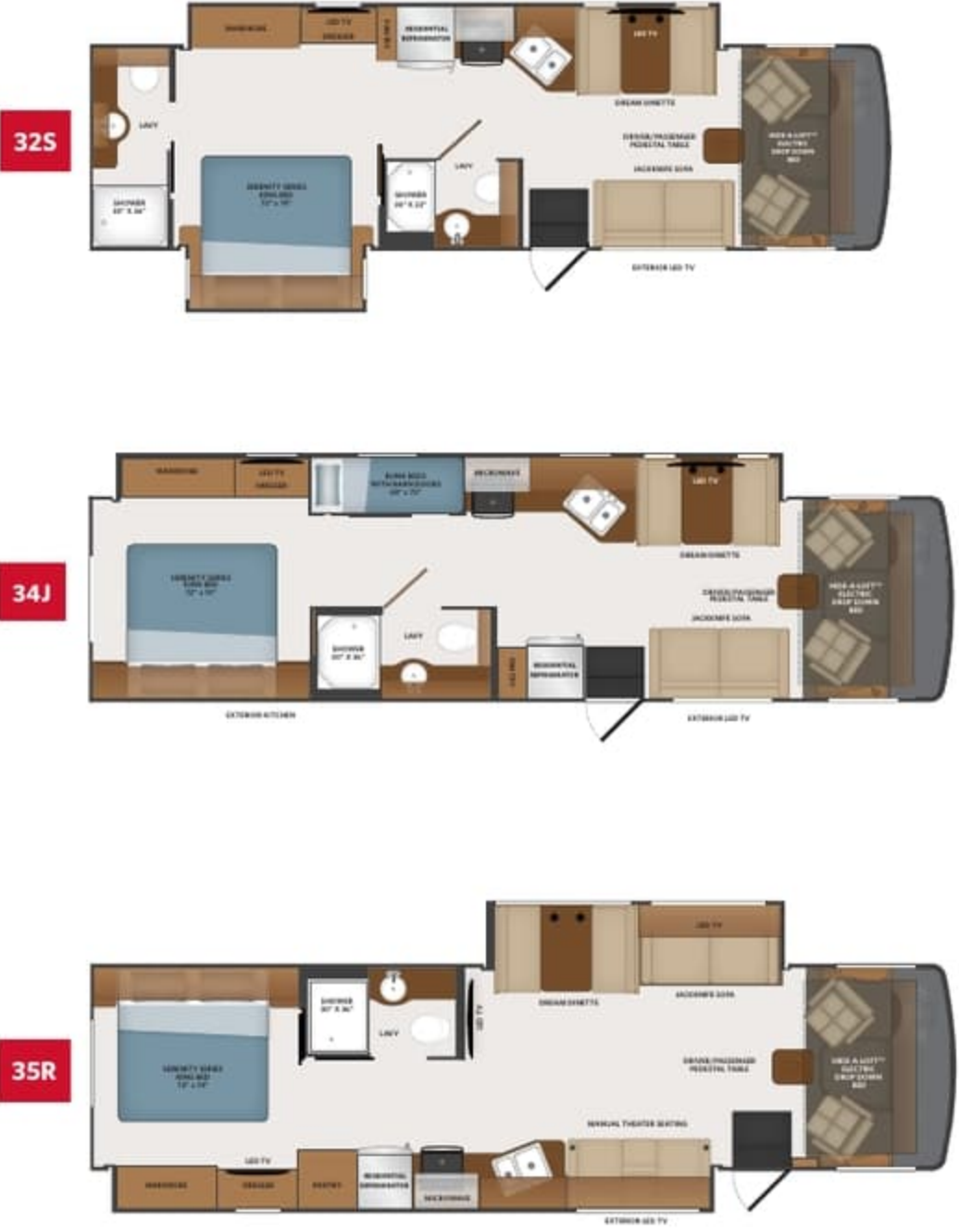


TOP FEATURES

- Ford 7.3L V8. (350HP, 468ft.lb.)
- 22,000 pound chassis.
- One piece fiberglass rear cap.
- Standard full body paint.
- 8,000 lb. tow hitch.
- Pre wired for solar panel.
- Wifi Ranger comes standard boosting any existing Wifi signal.
- Safe-T-View camera display (optional).
- MultiPlex house controls that can be controlled by your smart device or the 7" digital display centrally located inside your unit.
- Tarkett interlocking composite flooring.
- Standard Hide-A-Loft™ electric drop down bed.
- Dash stereo with Apple CarPlay, Android Auto, and 10.1" tilt screen.
- No luan backer on fiberglass sidewall reducing the possibility of delams.
- Full sheet steel lined underbelly on floors and slide outs giving optimal protection against moisture.
- Large one piece panoramic windshield allows you an unobstructed view of the road ahead.

FLEX 34J

Shown in Steel Creek Graphics




AVAILABLE OPTIONS

- Steering Stabilizer System
- Garmin® Collision Mitigation
- Safe-T-View™
- Roof Vent Rain Covers
- Manual Theater Seating (32S, 34J) (Standard 35R)
- KING® Universal Satellite System
- LP Refrigerator 8 Ft3
- Washer/Dryer All In One Combo (35R)
- Stackable Washer & Dryer (35R)




ECHO




ENGLISH CHESTNUT

RIVERCHASE



GREYSTONE

SHADY BAY



HERITAGE (PAINTED CABINETRY)



WINTER FOG (PAINTED W/GLAZED ACCENTS CABINETRY)

1 SOFA 2 LIVING ACCENT 3 BEDDING 4 COUNTERTOP 5 FLOORING 6 BACKSPLASH 7 VALANCE

CHASSIS

MODEL	32S	34J	35R
Wheelbase	208"	228"	228"
Front GAWR (lbs)	8,000	8,000	8,000
Rear GAWR (lbs)	15,000	15,000	15,000
GCWR (lbs)	26,000	26,000	26,000
Hitch Rating Weight (lbs)	8,000	8,000	8,000
Tongue Weight (lbs)	800	800	800
Fuel Capacity (gal)	80	80	80

DIMENSIONS & CAPACITIES

MODEL	32S	34J	35R
Overall Length	33' 6"	36' 0"	36' 0"
Overall Height	12' 4"	12' 4"	12' 4"
Overall Width (Maximum)	100"	100"	100"
Interior Height (Maximum)	82"	82"	82"
Interior Width (Maximum)	96"	96"	96"
Patio Awning Width	14' 0"	22' 0"	18' 0"
Interior Storage (cu. ft.)	97	110	130
Exterior Storage (cu. ft.)	83	82	160
Fresh Water Capacity (gal)	50	50	50
Grey Water Capacity (gal)	74	37	37
Appliance Propane Tank (gal)	14	14	14

FORD® CHASSIS



Model: Ford®
 Engine: 7.3L Triton V8
 Transmission: Ford® 6-Speed, Automatic w/Overdrive
 Alternator: 210 Amp
 Torque: 468 lb.-ft. @ 3,000 RPM
 Horsepower: 350HP @ 3,900 RPM

EXTERIORS



CONGAREE



RESERVE



STEEL CREEK