



TOP FEATURES

- Freightliner® Custom Chassis XCR
- Freightliner® BrakeSync standard
- Freightliner® Tire Pressure Monitoring standard
- Cummins 6.7L diesel (360HP, 800 ft.lb of torque)
- V-Ride technology (enhanced stability)
- Freedom Sport foundation
- (3) 15,000 BTU A/C Units w/Rear Heat Pump
- Aqua Hot® 400D - for unlimited hot water and comfortable even heat
- Exclusive wedged holding tanks (100 gal fresh, 65 gal grey, 45 gal black)
- Cavernous basement storage of up to 190 cu.ft with full pass through storage.
- The Corner Office™, optional (37RT)
- Optional Hide-A-Loft™ electric drop down bed
- Residential refrigerator, induction cook top, and convection microwave come as standard equipment
- Wifi Ranger Sky Pro 4 w/LTE, 300 watt solar panel, and cellular booster available on all floorplans

FRONTIER GTX 37RT
Shown in Explorer Graphics



AVAILABLE OPTIONS


- KING® Universal Satellite System
- Stackable Washer & Dryer (39TA)
- Washer & Dryer (37RT)
- Power Theater Seating
- Hide-A-Loft™ Electric Drop Down Bed
- Roof Vent Rain Covers
- Central Vacuum System
- (3) 15M BTU A/C's
- Power Shore Cord Reel
- 1st Full Bay, 90" Slide Out Tray
- Connectivity Package (WiFi Ranger Sky4 Pro Pack, 300 watt Solar Panel & Cellular Booster)
- Safety Awareness Package: Mobileye® (Forward Collision Warning, Lane Departure Warning, Headway/Following Time, Pedestrian/Cyclist Collision Warning, Speed Limit Indicator) and Interior Safe-T-View



FRONTIER GTX 2023 AWARDS




CADET




ENGLISH CHESTNUT

COVENTRY



GREYSTONE

SAND CASTLE



HERITAGE
(PAINTED CABINETRY)



WINTER FOG
(PAINTED W/GLAZED ACCENTS CABINETRY)

1 SOFA 2 LIVING ACCENT 3 BEDDING 4 COUNTERTOP 5 FLOORING 6 BACKSPLASH 7 VALANCE

CHASSIS

MODEL	37RT	39TA
Wheelbase	238"	266"
Front GAWR (lbs)	12,400	12,400
Rear GAWR (lbs)	21,000	21,000
GCWR (lbs)	43,400	43,400
Hitch Rating Weight (lbs)	10,000	10,000
Tongue Weight (lbs)	1,000	1,000
Fuel Capacity (gal)	100	100

DIMENSIONS & CAPCITIES

MODEL	37RT	39TA
Overall Length	37' 11"	40' 3"
Overall Height	12' 10"	12' 10"
Overall Width (Maximum)	102"	102"
Interior Height (Maximum)	84"	84"
Interior Width (Maximum)	96"	96"
Patio Awning Width	20' 0"	18' 0"
Interior Storage (cu. ft.)	211	174
Exterior Storage (cu. ft.)	157	196
Fresh Water Capacity (gal)	95	95
Grey Water Capacity (gal)	65	65
Black Water Capacity (gal)	45	45

ALL-NEW
MY2023

EXTERIORS



BANDIT



EXPLORER



SPRING CREEK



WICHITA