



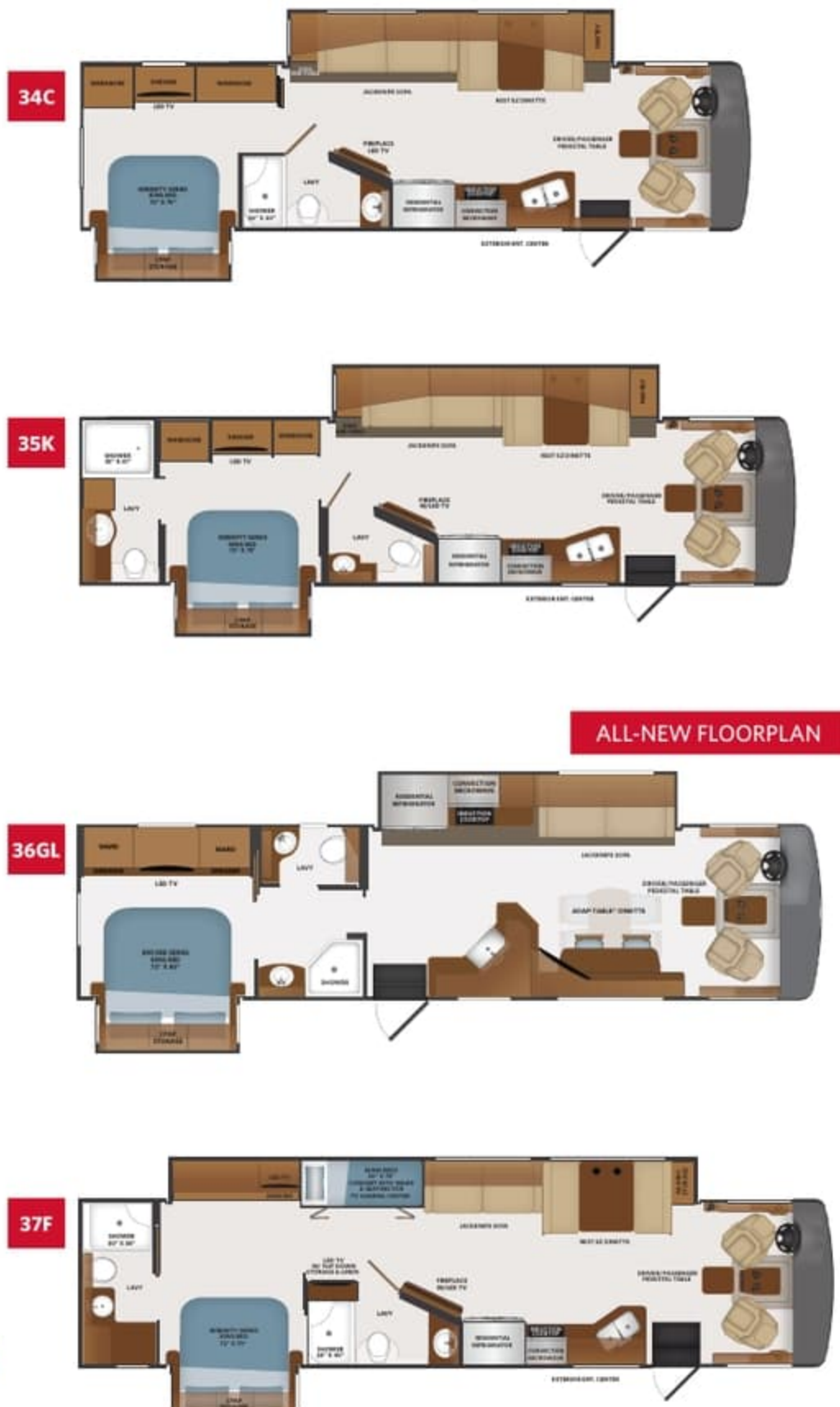
TOP FEATURES

- Ford 7.3L V8. (350HP, 468ft.lb.)
- Power Platform foundation giving a solid, safe, and stable ride.
- PowerLock system turns the entire cage into a solid unified structure.
- Residential interior furniture, built by Apex for comfort and lasting quality
- 100W solar panel Std. with an optional upgrade to 300W.
- Wifi Ranger Std. may be upgraded to Wifi Ranger Sky Pro 4 to provide service while on the go. Also comes with Cell booster.
- Axxera Dash Radio w/ 9" Tilttable Touchscreen, Apple CarPlay, Built in Bluetooth & Steering Wheel Control
- MultiPlex house controls that can be controlled by your smart device or the digital display centrally located inside your unit.
- Dual 15,000 BTU AC's with dual heat pumps come standard.
- 5.5kW Generator upgradeable to a 7.0K generator. Both options come with a 2000 watt pure sine wave inverter.
- Electric power chord reel for added convenience
- Optional Hide-A-Loft™ electric drop down bed w/LED TV & elegant cabinet storage included.
- Long trips or short trips, not a problem, large holding tanks come standard.


Southwind
Shown in Battleship Graphics

AVAILABLE OPTIONS

- KING® Universal Satellite System
- Garmin™ Collision Mitigation
- Exterior Stainless Accent Package
- WiFiRanger™ Sky4ProPack w/LTE
- Ford CSA Package
- 300W Solar Panel
- 7.0kW Onan Generator
- SumoSprings® — Front/Rear
- Liquid Spring® Suspension — Front/Rear
- Truma Tankless Water Heater (37F)
- Adap-table® Dinette w/Pop-up TV (34C, 35K)
- Three Burner Drop In Range with Oven
- Washer/Dryer - All In One Combo (34C, 35K, 37F)
- Rest EZ Dinette (36GL)
- Motion Power Lounge
- Free Standing Dinette w/Credenza (34C, 35K)
- Steering Stabilizer
- Hide-A-Loft™ Electric Drop Down Bed




EXHALE



ENGLISH CHESTNUT


GUINNESS



GREYSTONE

STRATUS

NEW DECOR MY2023



HERITAGE (PAINTED CABINETRY)



WINTER FOG (PAINTED W/GLAZED ACCENTS CABINETRY)

1 SOFA 2 LIVING ACCENT 3 BEDDING 4 COUNTERTOP 5 FLOORING 6 BACKSPLASH 7 VALANCE

CHASSIS

MODEL	34C	35K	36GL	37F
Wheelbase	208"	228"	242"	242"
Front GAWR (lbs)	8,000	8,000	9,000	9,000
Rear GAWR (lbs)	15,000	15,000	17,500	17,500
GCWR (lbs)	26,000	26,000	30,000	30,000
Hitch Rating Weight (lbs)	8,000	8,000	8,000	8,000
Tongue Weight (lbs)	800	800	800	800
Fuel Capacity (gal)	80	80	80	80

DIMENSIONS & CAPACITIES

MODEL	34C	36GL	35K	37F
Overall Length	34' 3"	36' 3"	36' 3"	38' 9"
Overall Height	12' 10"	12' 10"	12' 10"	12' 10"
Overall Width (Maximum)	102"	102"	102"	102"
Interior Height (Maximum)	84"	84"	84"	84"
Interior Width (Maximum)	96"	96"	96"	96"
Patio Awning Width	16' 0"	16' 0"	16' 0"	18' 0"
Interior Storage (cu. ft.)	123	155	126	171
Exterior Storage (cu. ft.)	160	180	180	170
Fresh Water Capacity (gal)	100	100	100	100
Grey Water Capacity (gal)	58	58	58	90
Black Water Capacity (gal)	42	42	42	50

FORD® CHASSIS

Model: Ford®
 Engine: 7.3L Triton V8
 Transmission: Ford® 6-Speed, Automatic w/Overdrive
 Alternator: 210 Amp
 Torque: 468 lb.-ft. @ 3,000 RPM
 Horsepower: 350HP @ 3,900 RPM



EXTERIORS



BATTLESHIP



CYCLONE



PASADENA



WHIRLWIND

ALL-NEW EXTERIOR GRAPHICS FOR MODEL YEAR 2023