

**GRAB ADVENTURE
BY THE HORNS.**



IBEXX

READY TO POWER YOUR NEXT ADVENTURE!

Your new Ibox provides a number of exclusive conveniences to power your next adventure.

Our second-to-none onboard energy system allows you to bring along many of your household appliances to use while DISCONNECTED from shore power.

Most campers do not allow for 110V outlets to be in use while dry camping—they only produce DC power. This robust system, found exclusively in Ibox, provides ample 110V AC power to enjoy the comforts of home wherever your travels will take you!

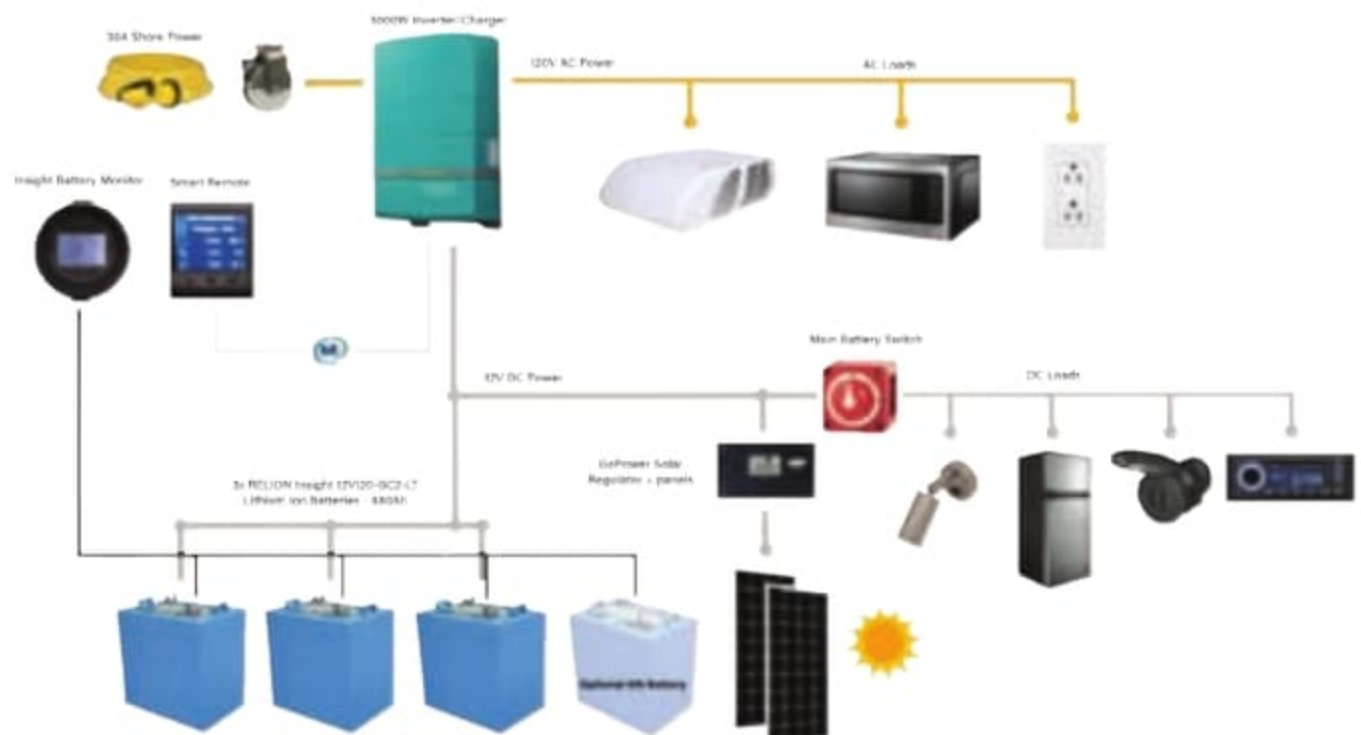
200 WATTS OF SOLAR
2000 Watt Inverter
30 AMP Solar Controller



Estimated values based on average power consumption per appliance.

UNPLUGGED PACKAGE DETAILS

- **3x RELiON Insight Series batteries**, 120Ah each. 12V/360Ah total capacity with the option of an additional 120Ah
- **Integrated heat pad** — allows the battery to be charged in cold climates
- **Powerful 3kW inverter** — charger sufficient to power any appliance on the trailer
- **160A charge capacity** recovering the battery bank in as quickly as 2 hours
- **The Combimaster power sharing feature** allows the charger to charge from a 15A household receptacle when plugged in at home
- The **Smart Remote** and **Insight Fuel Gauge** are all you need to operate the system.
 - **Smart Remote:**
 - ❖ Shore power information including volts and amps
 - ❖ Inverter power information to the trailer in watts
 - ❖ Current limiting feature allowing the charger to charge from a 15A household receptacle when plugged in at home
 - **Insight Fuel Gauge**— Battery Monitoring information includes:
 - ❖ % battery state of charge
 - ❖ Remaining amp-hours
 - ❖ Low battery alarm warning
- **Battery disconnect switch** — turns the entire unit on/off
- **Batteries automatically disconnect** from the system when they reach a critically low state of charge. All you have to do is plug the shore power cable back in and it will recharge automatically
- **500+ watts** of solar



12V DC Loads

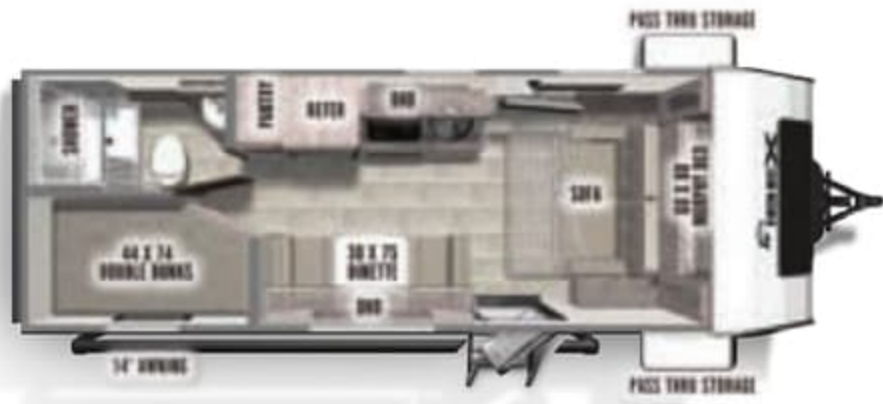
- Lights
- TV/Radio Entertainment
- Refrigerator
- USB Chargers
- Slide Out/Awning
- Inverter

120V AC Loads

- Air Conditioning
- Microwave
- 110V Receptacles

IBEX 7' WIDE TRAVEL TRAILERS

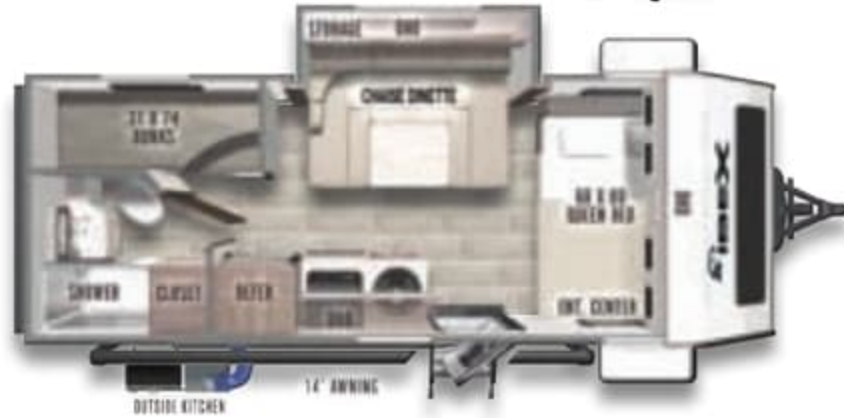
19MBH



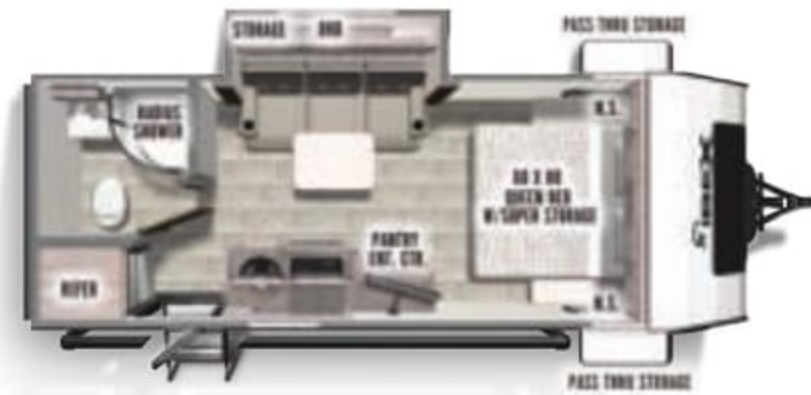
19MSB




19QBH



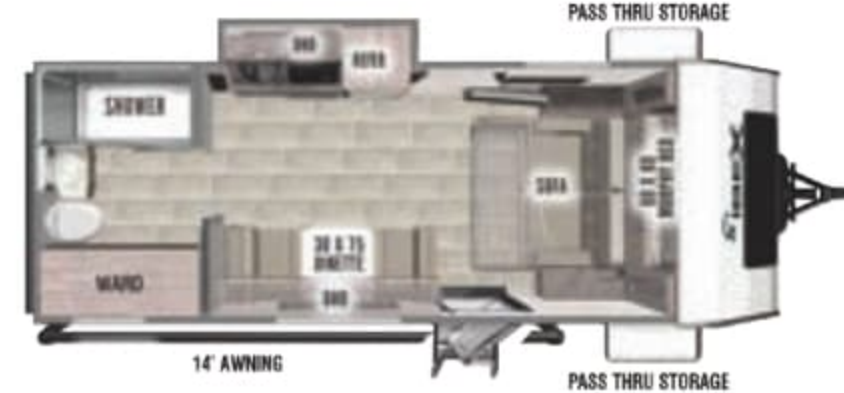
19QBS



19QTH

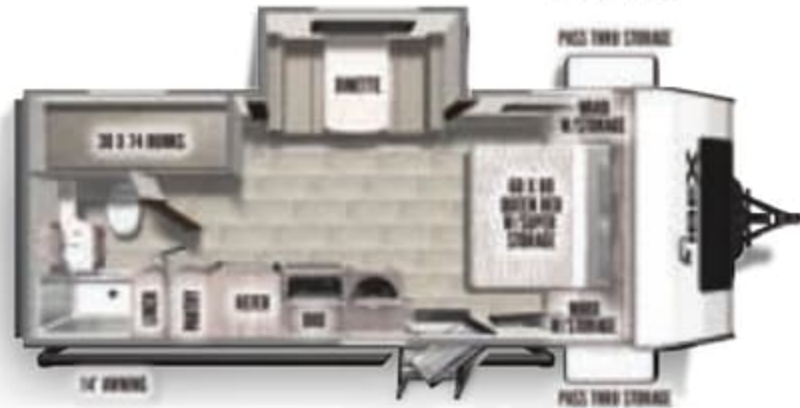


19RBM



IBEX 8' WIDE TRAVEL TRAILERS

20BHS



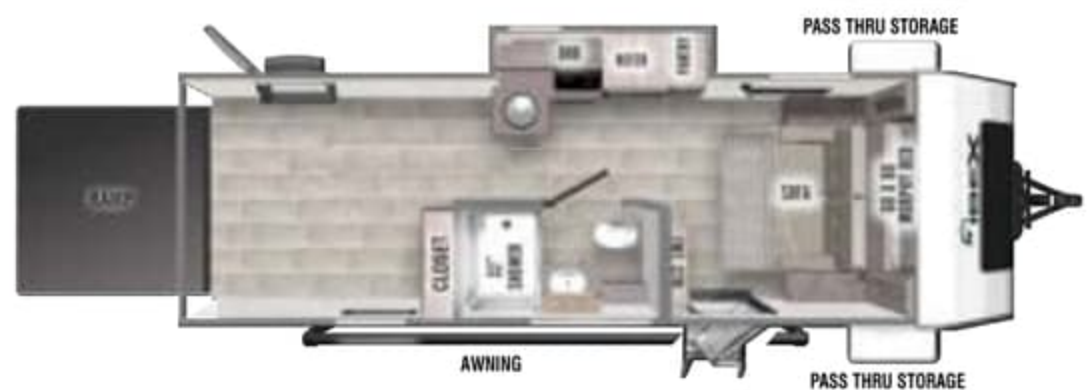
20MDS



23RLDS

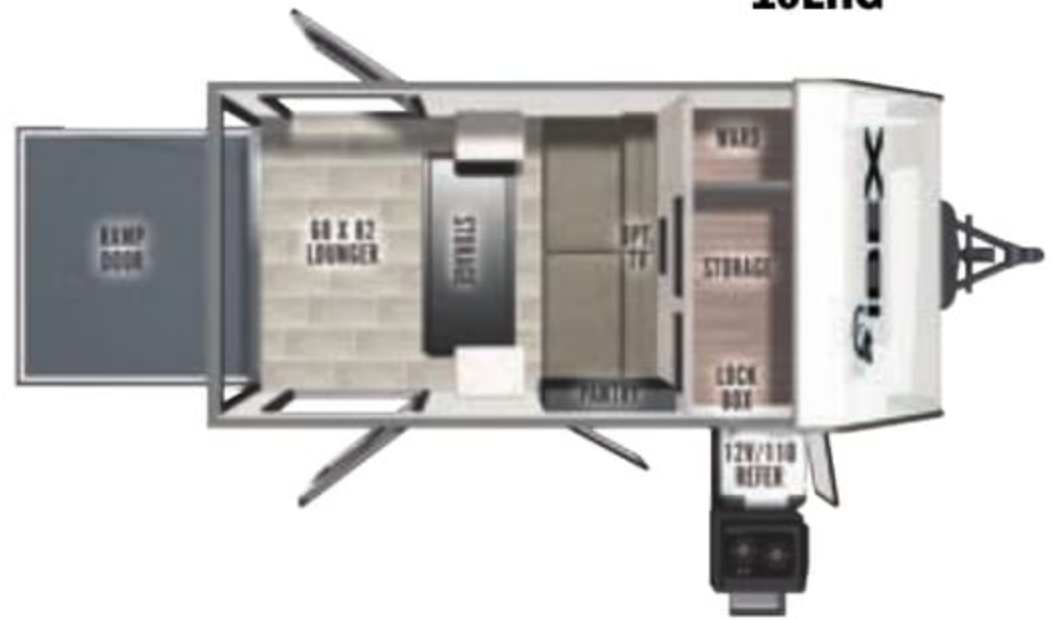


24MTH



IBEX 10 SERIES LITTLE HORN TRAVEL TRAILERS

10LHG



19RBM



20BHS



20BHS



19MBH



20BHS

UNFORGETTABLE FEATURES



- 1.** Enclosed and Heated Underbelly, Heated Tank Pads, Enclosed Termination System, and Black Tank Flush
- 2.** Central Vacuum System
- 3.** 15K BTU High Efficiency A/C
- 4.** 15" Aluminum Rims with All-Terrain Tires
- 5.** JBL Flip 5 Speaker
- 6.** Convection Microwave
- 7.** Standard 200W Panel, 2K Inverter, and 30 AMP Controller
- 8.** Premium Accent Lighting
- 9.** Updated Interior Color and Upholstery
- 10.** All LED Lighting
- 11.** Exterior Bush Kitchen
- 12.** Power Awning
- 13.** Large Folding Assist Grab Handle
- 14.** Automotive Style Wrap
- 15.** Panoramic Front Window
- 16.** Power Tongue Jack

Scan to view all floorplans, standards/options, photos, videos, specifications, and more on our website.



IBEX MODEL SPECIFICATIONS

SPECS	10LHG NEW!	19 MBH	19MBS NEW!	19QBH NEW!	19QBS	19QTH	19RBM	20BHS	20MDS NEW!	23RLDS	24MTH
LENGTH	13' 10"	24' 8"	24' 8"	23' 1"	23'	24' 11"	21' 11"	25' 0"	23' 9"	27' 6"	30' 0"
HEIGHT	7' 9"	9' 11"	9' 11"	9' 11"	9' 11"	9' 11"	9' 11"	11' 3"	11' 3"	11' 3"	11' 3"
HITCH WEIGHT	288 LB.	465 LB.	650 LB.	456 LB.	395 LB.	790 LB.	600 LB.	510 LB.	634 LB.	660 LB.	935 LB.
UVW	2,255 LB.	4,134 LB.	4,919 LB.	4,117 LB.	3,774 LB.	4,489 LB.	4,314 LB.	4,613 LB.	5,218 LB.	5,098 LB.	5,758 LB.
CCC	1,533 LB.	3,331 LB.	2,731 LB.	1,209 LB.	1,021 LB.	3,301 LB.	3,286 LB.	2,897 LB.	2,416 LB.	2,562 LB.	3,977 LB.
FRESH WATER	30 GAL.	30 GAL.	30 GAL.	30 GAL.	30 GAL.	30 GAL.	30 GAL.	40 GAL.	40 GAL.	40 GAL.	40 GAL.
GREY WATER	N/A	30 GAL.	30 GAL.	30 GAL.	30 GAL.	30 GAL.	30 GAL.	40 GAL.	40 GAL.	40 GAL.	40 GAL.
BLACK WATER	N/A	30 GAL.	30 GAL.	30 GAL.	30 GAL.	30 GAL.	30 GAL.	30 GAL.	30 GAL.	30 GAL.	30 GAL.
AWNING	BATWING	16'	16'	14'	14'	16'	14'	16'	14'	18'	20'



PRE-DELIVERY INSPECTION FACILITY

28,000 square feet of quality assurance. The bare essentials for a premium product. This state-of-the-art facility gives immediate daily feedback to production for quality assurance in every unit built.

CUSTOMER SATISFACTION



www.ForestRiverBuyLocal.com

Download our Forest River mobile app or visit our dynamic online manual to enhance your ownership experience. These interactive options provide incredible ease and insight into use, maintenance and enjoyment of your Forest River product.

Ranging from "How-To" videos, pictures and illustrations of various components, systems and features, to fully searchable content and downloadable PDFs for individual component owner's manuals, answers are always just a click away. View the online manual at www.forestriverinc.com/OnlineManual or download our FREE app from the App Store or Google Play!



GVWR (Gross Vehicle Weight Rating) - is the maximum permissible weight of the unit when fully loaded. It includes all weights, inclusive of all fluids, cargo, optional equipment and accessories. For safety and product performance do NOT exceed the GVWR.

GAWR (Gross Axle Weight Rating) - is the maximum permissible weight, including cargo, fluids, optional equipment and accessories that can be safely supported by a combination of all axles.

UVW (Unloaded Vehicle Weight)* - is the typical weight of the unit as manufactured at the factory. It includes all weight at the unit's axle(s) and tongue or pin and LP Gas. The UVW does not include cargo, fresh potable water, additional optional equipment or dealer installed accessories.

CCC (Cargo Carrying Capacity)** - is the amount of weight available for fresh potable water, cargo, additional optional equipment and accessories. CCC is equal to GVWR minus UVW. Available CCC should accommodate fresh potable water (8.3 lbs per gallon). Before filling the fresh water tank, empty black and gray tanks for more cargo capacity.

*Estimated Average based on standard build optional equipment. ** Estimated average based on standard build optional equipment. Values estimated at time of printing.

Each Forest River RV is weighed at the manufacturing facility prior to shipping. A label identifying the unloaded vehicle weight of the actual unit and the cargo carrying capacity is applied to every Forest River RV prior to leaving our facilities. The load capacity of your unit is designated by weight, not by volume, so you cannot necessarily use all available space when loading your unit.

All information contained in this brochure is believed to be accurate at the time of publication. However, during the model year, it may be necessary to make revisions and Forest River, Inc., reserves the right to make all such changes without notice, including prices, colors, materials, equipment and specifications as well as the addition of new models and the discontinuance of models shown in this brochure. Therefore, please consult with your Forest River, Inc., dealer and confirm the existence of any materials, design or specifications that are material to your purchase decision.

©2022 Ibox, a division of Forest River Inc., a Berkshire Hathaway company.

FREE MEMBERSHIP
to Forest River Owners' Group

www.forestriverfrog.com



24/7 EMERGENCY ROADSIDE ASSISTANCE WITH VEHICLE PURCHASE*

TOWING
JUMP-STARTS
TIRE CHANGES
FLUID DELIVERY
LOCKOUT
SERVICE

WINCH-OUT
MOBILE MECHANIC
TECHNICAL
SUPPORT
DEALER LOCATOR
SERVICES



*VALID FOR 1 YEAR FROM DATE OF PURCHASE



Learn More

Scan this barcode using a QR Reader on your smart phone to learn more about Forest River.



A Berkshire Hathaway company.