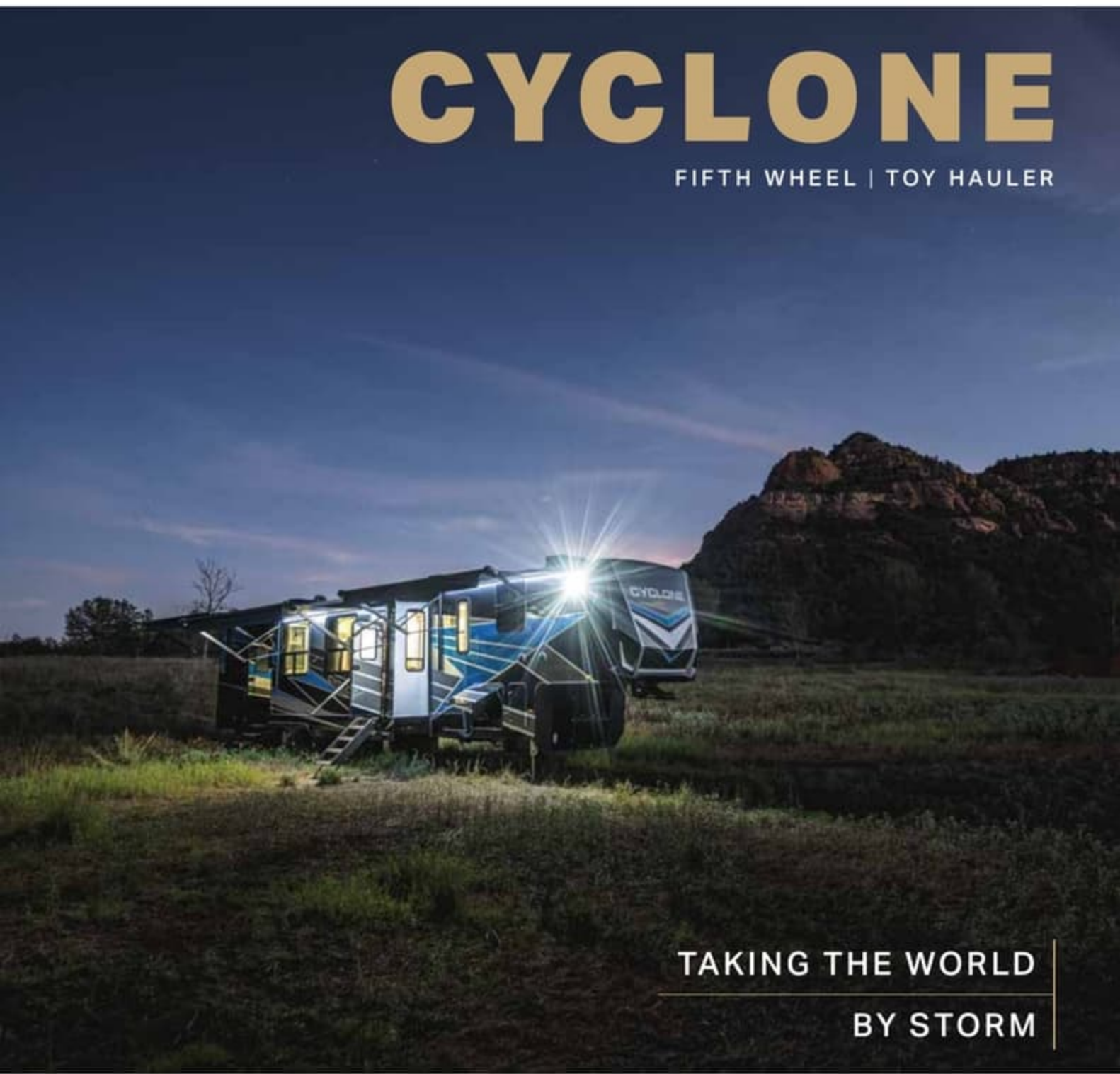




# CYCLONE

FIFTH WHEEL | TOY HAULER



TAKING THE WORLD

BY STORM



# CYCLONE

FIFTH WHEEL | TOY HAULER



TAKING THE WORLD  
BY STORM

## CYCLONE | TOP FEATURES

- 1 Stor-More** - Patented three-sided access to basement with 30% more capacity.
- 2 Grill and Go** - 25" residential three burning grill/griddle combo.
- 3 Easy Reel Power Cord** - Set up and tear down is now even faster with this space saving cord.
- 4 Haul More!** - Industry's leading 21k GVRW on all triple axles and 17K GVRW on all double axles.
- 5 Step Caddy** - Folding patio step holder allowing more garage space.



- 6 Flush Floor Bedroom Suite** - Tilting king bed offering 30% more floor space.
- 7 Secure Your Belongings** - High strength aluminum multipurpose 5,000 lbs tie downs.
- 8 Culinary Kitchen Work Space** - Most countertop space in class along with residential microwave and 24" stand alone oven.
- 9 Spa-like Shower Experience** - Luxury multiport shower sprayer
- 10 Go Further Longer** - Dry camp longer with the industry's largest fresh water tanks.



For more information and to take a virtual walk-through, visit [www.heartlandrvs.com](http://www.heartlandrvs.com)



## CYCLONE | TOP FEATURES

- 1 Stor-More** - Patented three-sided access to basement with 30% more capacity.
- 2 Grill and Go** - 25" residential three burning grill/griddle combo.
- 3 Easy Reel Power Cord** - Set up and tear down is now even faster with this space saving cord.
- 4 Haul More!** - Industry's leading 21k GVRW on all triple axles and 17K GVRW on all double axles.
- 5 Step Caddy** - Folding patio step holder allowing more garage space.



- 6 Flush Floor Bedroom Suite** - Tilting king bed offering 30% more floor space.
- 7 Secure Your Belongings** - High strength aluminum multipurpose 5,000 lbs tie downs.
- 8 Culinary Kitchen Work Space** - Most countertop space in class along with residential microwave and 24" stand alone oven.
- 9 Spa-like Shower Experience** - Luxury multiport shower sprayer
- 10 Go Further Longer** - Dry camp longer with the industry's largest fresh water tanks.



For more information and to take a virtual walk-through, visit [www.heartlandrvs.com](http://www.heartlandrvs.com)



**CYCLONE | FLOOR PLANS**



**3511**

**LENGTH** 39'11" | **HEIGHT** 13'3" | **HITCH** 3,316 LBS  
**DRY** 14,176 LBS | **GVWR** 17,000 LBS | **SLEEP CAPACITY** 7-8



**3713**

**LENGTH** 44'7" | **HEIGHT** 13'3" | **HITCH** 3,370 LBS  
**DRY** 14,655 LBS | **GVWR** 17,000 LBS | **SLEEP CAPACITY** 7-8



**3714**

**LENGTH** 42' 10 1/2" | **HEIGHT** 13'3" | **HITCH** 3,638  
**DRY** 14,582 | **GVWR** 17,638 LBS | **SLEEP CAPACITY** 7-8



**4006**

**LENGTH** 45'2 1/2" | **HEIGHT** 13'3" | **HITCH** 3,240 LBS  
**DRY** 16,844 LBS | **GVWR** 21,000 LBS | **SLEEP CAPACITY** 7-8



**4007**

**LENGTH** 44'8" | **HEIGHT** 13'3" | **HITCH** 3,665 LBS  
**DRY** 16,620 LBS | **GVWR** 21,000 LBS | **SLEEP CAPACITY** 7-8



**4014C**

**LENGTH** 46'7" | **HEIGHT** 13'3" | **HITCH** 3,820 LBS.  
**DRY** 16,302 LBS | **GVWR** 21,000 LBS | **SLEEP CAPACITY** 7-8



**4118**

**LENGTH** TBD | **HEIGHT** 13'3" | **HITCH** TBD LBS  
**DRY** TBD LBS | **GVWR** 21,000 LBS | **SLEEP CAPACITY** 7-8



**4270**

**LENGTH** 44'8" | **HEIGHT** 13'3" | **HITCH** 3,810 LBS  
**DRY** 17,455 LBS | **GVWR** 21,000 LBS | **SLEEP CAPACITY** 7-8

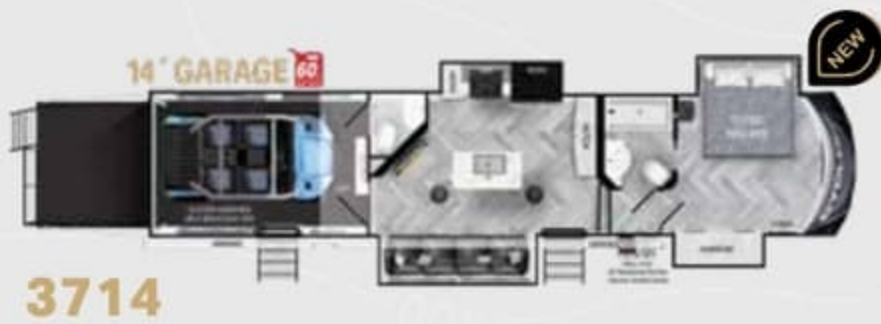
# CYCLONE | FLOOR PLANS



LENGTH 39' 11" | HEIGHT 13' 3" | HITCH 3,316 LBS  
 DRY 14,176 LBS | GVWR 17,000 LBS | SLEEP CAPACITY 7-8



LENGTH 44' 7" | HEIGHT 13' 3" | HITCH 3,370 LBS  
 DRY 14,655 LBS | GVWR 17,000 LBS | SLEEP CAPACITY 7-8



LENGTH 42' 10 1/2" | HEIGHT 13' 3" | HITCH 3,638  
 DRY 14,582 | GVWR 17,638 LBS | SLEEP CAPACITY 7-8



LENGTH 45' 2 1/2" | HEIGHT 13' 3" | HITCH 3,240 LBS  
 DRY 16,844 LBS | GVWR 21,000 LBS | SLEEP CAPACITY 7-8



LENGTH 44' 8" | HEIGHT 13' 3" | HITCH 3,665 LBS  
 DRY 16,620 LBS | GVWR 21,000 LBS | SLEEP CAPACITY 7-8



LENGTH 46' 7" | HEIGHT 13' 3" | HITCH 3,820 LBS.  
 DRY 16,302 LBS | GVWR 21,000 LBS | SLEEP CAPACITY 7-8



LENGTH TBD | HEIGHT 13' 3" | HITCH TBD LBS  
 DRY TBD LBS | GVWR 21,000 LBS | SLEEP CAPACITY 7-8



LENGTH 44' 8" | HEIGHT 13' 3" | HITCH 3,810 LBS  
 DRY 17,455 LBS | GVWR 21,000 LBS | SLEEP CAPACITY 7-8

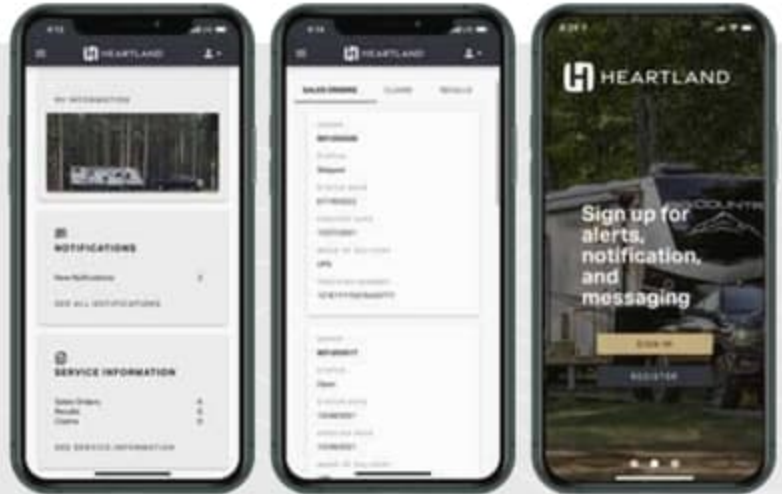
# HEARTLAND EXCLUSIVES

## MYHEARTLANDRV

MANAGE YOUR RV

Our new mobile app, MyHeartland RV, allows Heartland owners to store their RV information, monitor warranty statuses, and access how-to videos and camping checklists on the go.

Available for download today.



## INTRODUCING SÖL

POWERED BY THE SUN

All Heartland RVs come standard with SOL – Powered by the Sun. With three solar options to choose from, you can have a solar package that supplements your typical energy use, or go for a higher tier that powers your RV when you camp off-grid.

Learn more at [www.heartlandrvs.com/solar](http://www.heartlandrvs.com/solar)



Your authorized Heartland dealer:

Product information is as accurate as possible as of the date of publication. Due to Heartland's commitment to continuous product improvement, floor plans, materials, components, features, measurements, specifications, options, etc. are subject to change at any time without notice or obligation. In certain conditions, some additional equipment may be needed. Photos may show optional equipment or props used for photography purposes only. Heartland has listed the approximate base weight of the trailer without the optional equipment included. Optional equipment will impact the weight of the trailer. Please locate the weight sticker attached to the trailer you are considering for the most accurate trailer weight. Tow Vehicle Caution: Owners of Heartland recreational vehicles are solely responsible for the selection and proper use of tow vehicles. All customers should consult with the motor vehicle manufacturer or their dealer concerning the purchase and use of suitable tow vehicles for Heartland products. Heartland disclaims any liability or damages suffered as a result of the selection, operation, use, or misuse of a tow vehicle. Heartland's limited warranty does not cover damage to the recreational vehicle or the tow vehicle as a result of the selection of the tow vehicle. Overall length for a Fifth Wheels is defined as the body length of the trailer excluding hitch meaning bumper to the cap. The overall length for a Travel Trailer is defined as the body length of the trailer including hitch, meaning bumper to hitch/pin. It does not include the rear ladder of the spare tire. Optional pin boxes will affect overall length. REV 01/23

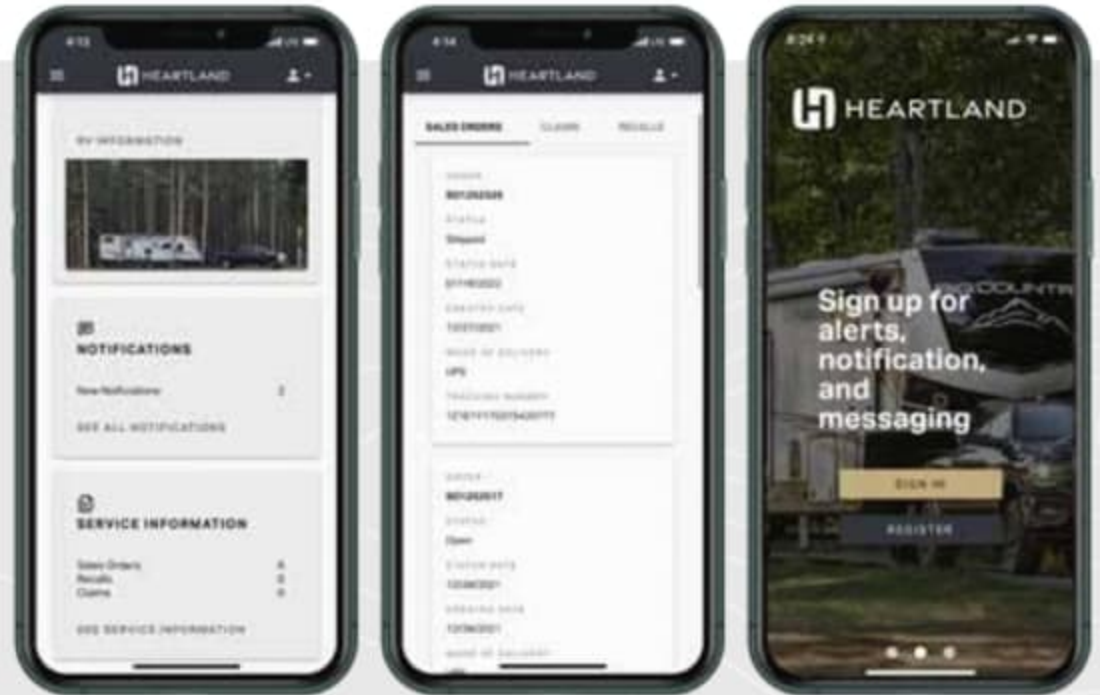
# HEARTLAND EXCLUSIVES

## MYHEARTLANDRV

MANAGE YOUR RV

Our new mobile app, MyHeartland RV, allows Heartland owners to store their RV information, monitor warranty statuses, and access how-to videos and camping checklists on the go.

Available for download today.



## INTRODUCING SÖL

POWERED BY THE SUN

All Heartland RVs come standard with SOL – Powered by the Sun. With three solar options to choose from, you can have a solar package that supplements your typical energy use, or go for a higher tier that powers your RV when you camp off-grid.

Learn more at [www.heartlandrvs.com/solar](http://www.heartlandrvs.com/solar)



Your authorized Heartland dealer:

Product information is as accurate as possible as of the date of publication. Due to Heartland's commitment to continuous product improvement, floor plans, materials, components, features, measurements, specifications, options, etc. are subject to change at any time without notice or obligation. In certain conditions, some additional equipment may be needed. Photos may show optional equipment or props used for photography purposes only. Heartland has listed the approximate base weight of the trailer without the optional equipment included. Optional equipment will impact the weight of the trailer. Please locate the weight sticker attached to the trailer you are considering for the most accurate trailer weight. Tow Vehicle Caution: Owners of Heartland recreational vehicles are solely responsible for the selection and proper use of tow vehicles. All customers should consult with the motor vehicle manufacturer or their dealer concerning the purchase and use of suitable tow vehicles for Heartland products. Heartland disclaims any liability or damages suffered as a result of the selection, operation, use, or misuse of a tow vehicle. Heartland's limited warranty does not cover damage to the recreational vehicle or the tow vehicle as a result of the selection of the tow vehicle. Overall length for a Fifth Wheel is defined as the body length of the trailer excluding hitch meaning bumper to the cap. The overall length for a Travel Trailer is defined as the body length of the trailer including hitch, meaning bumper to hitch (pin) It does not include the rear ladder of the spare tire. Optional pin boxes will affect overall length. REV 01/23