



ELKRIDGE

FIFTH WHEEL



A HIGHER LEVEL
OF EXPECTATIONS



ELKRIDGE

FIFTH WHEEL



A HIGHER LEVEL
OF EXPECTATIONS

ELKRIDGE | TOP FEATURES

- 1 Designer Shower** - Surround with marble and teak design
- 2 Washer / Dryer Prep** - Available in all floor plans
- 3 Chef's Kitchen** - Residential free standing oven and Cooktop and 14.9 cubic foot residential french door refrigerator
- 4 Premium Sound** - JBL Sound System and a 50" LED smart tv
- 5 Connect on the Go** - WIFI with 5G hot spot gateway and wireless charging stations throughout



- 6 Step Up Safety** - MORryde safe and secure extended entrance handle and the MORryde solid entrance step with strut assist
- 7 Hot Water On Demand** - You'll have an instantaneous and consistent supply of hot water without having to wait for a tank to fill. Set water to your desired temp with your wall thermostat, which will display the water temp, time, and pressure level.
- 8 Stability** - Built with 10" I-beams, MORryde 3000 suspension with vibration control and wet bolt kit and one touch 6 pt. hydraulic auto-leveling for quick and easy set up.
- 9 Go Solar** - with SOL 380 (Standard) - (2) 190 W panels, 2000W Inverter, and 30 AMP charge controller
- 10 Patented Store-More** - Three-sided access to basement with 30% more capacity.



For more information and to take a virtual walk-through, visit www.heartlandrvs.com



ELKRIDGE | TOP FEATURES

- 1 Designer Shower** - Surround with marble and teak design
- 2 Washer / Dryer Prep** - Available in all floor plans
- 3 Chef's Kitchen** - Residential free standing oven and Cooktop and 14.9 cubic foot residential french door refrigerator
- 4 Premium Sound** - JBL Sound System and a 50" LED smart tv
- 5 Connect on the Go** - WIFI with 5G hot spot gateway and wireless charging stations throughout



- 6 Step Up Safety** - MORryde safe and secure extended entrance handle and the MORryde solid entrance step with strut assist
- 7 Hot Water On Demand** - You'll have an instantaneous and consistent supply of hot water without having to wait for a tank to fill. Set water to your desired temp with your wall thermostat, which will display the water temp, time, and pressure level.
- 8 Stability** - Built with 10" I-beams, MORryde 3000 suspension with vibration control and wet bolt kit and one touch 6 pt. hydraulic auto-leveling for quick and easy set up.
- 9 Go Solar** - with SOL 380 (Standard) - (2) 190 W panels, 2000W Inverter, and 30 AMP charge controller
- 10 Patented Store-More** - Three-sided access to basement with 30% more capacity.



For more information and to take a virtual walk-through, visit www.heartlandrvs.com





32RK

LENGTH 36'6 1/2" | HEIGHT 13'4" | HITCH 2,324 LBS
 DRY 10,607 LBS | GVWR 15,000 LBS | SLEEP CAPACITY 3-4



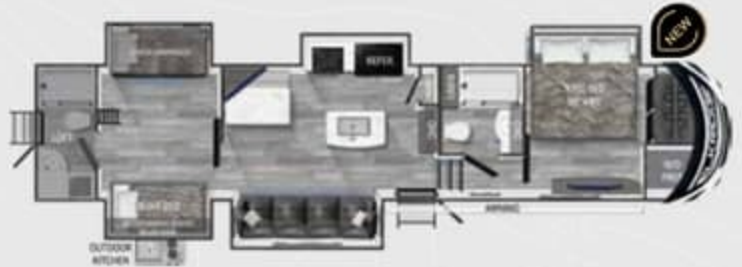
32RLS

LENGTH 36'2 3/8" | HEIGHT 13'3" | HITCH 2,032 LBS
 DRY 10,788 LBS | GVWR 16,000 LBS | SLEEP CAPACITY 3-4



37BBH

LENGTH 42'5" | HEIGHT 13'4" | HITCH 2,531 LBS
 DRY 12,287 LBS | GVWR 16,531 LBS | SLEEP CAPACITY 7-8



37DRB

LENGTH 42'7 3/8" | HEIGHT 13'4" | HITCH 2,570 LBS
 DRY 13,435 LBS | GVWR 16,570 LBS | SLEEP CAPACITY 3-4



37FBH

LENGTH 42'4 1/8" | HEIGHT 13'4" | HITCH 2,660 LBS
 DRY 12,905 LBS | GVWR 16,660 LBS | SLEEP CAPACITY 3-4



37RED

LENGTH 41'7 3/8" | HEIGHT 13'4" | HITCH 2,626 LBS
 DRY 11,848 LBS | GVWR 15,500 LBS | SLEEP CAPACITY 5-6



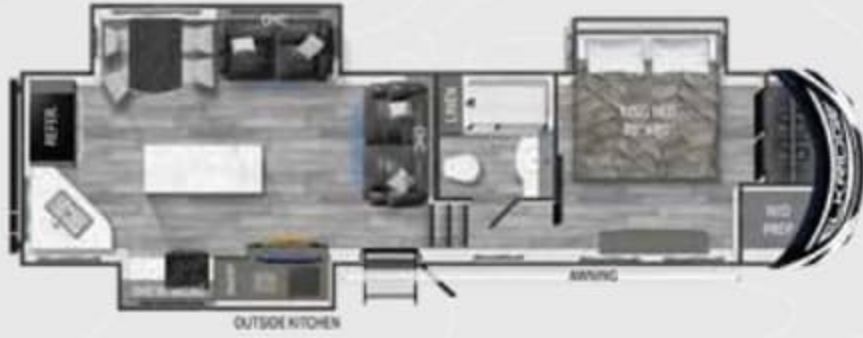
38FLIK

LENGTH 42'1 7/8" | HEIGHT 13'3" | HITCH 2,856 LBS
 DRY 12,815 LBS | GVWR 16,000 LBS | SLEEP CAPACITY 5-6



38MB

LENGTH 42'6" | HEIGHT 13'3" | HITCH 2,359 LBS
 DRY 12,615 LBS | GVWR 16,000 LBS | SLEEP CAPACITY 7-8



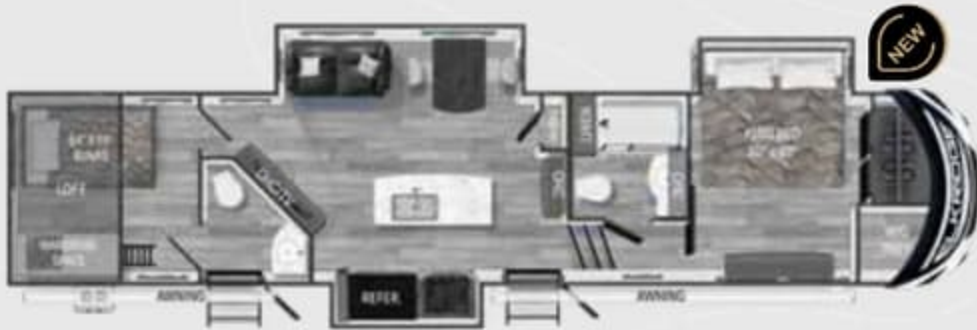
32RK

LENGTH 36'6 1/2" | HEIGHT 13'4" | HITCH 2,324 LBS
 DRY 10,607 LBS | GVWR 15,000 LBS | SLEEP CAPACITY 3-4



32RLS

LENGTH 36'2 3/8" | HEIGHT 13'3" | HITCH 2,032 LBS
 DRY 10,788 LBS | GVWR 16,000 LBS | SLEEP CAPACITY 3-4



37BBH

LENGTH 42'5" | HEIGHT 13'4" | HITCH 2,531 LBS
 DRY 12,287 LBS | GVWR 16,531 LBS | SLEEP CAPACITY 7-8



37DRB

LENGTH 42'7 3/8" | HEIGHT 13'4" | HITCH 2,570 LBS
 DRY 13,435 LBS | GVWR 16,570 LBS | SLEEP CAPACITY 3-4



37FBH

LENGTH 42'4 1/8" | HEIGHT 13'4" | HITCH 2,660 LBS
 DRY 12,905 LBS | GVWR 16,660 LBS | SLEEP CAPACITY 3-4



37RED

LENGTH 41'7 3/8" | HEIGHT 13'4" | HITCH 2,626 LBS
 DRY 11,848 LBS | GVWR 15,500 LBS | SLEEP CAPACITY 5-6



38FLIK

LENGTH 42'1 7/8" | HEIGHT 13'3" | HITCH 2,856 LBS
 DRY 12,815 LBS | GVWR 16,000 LBS | SLEEP CAPACITY 5-6



38MB

LENGTH 42'6" | HEIGHT 13'3" | HITCH 2,359 LBS
 DRY 12,615 LBS | GVWR 16,000 LBS | SLEEP CAPACITY 7-8

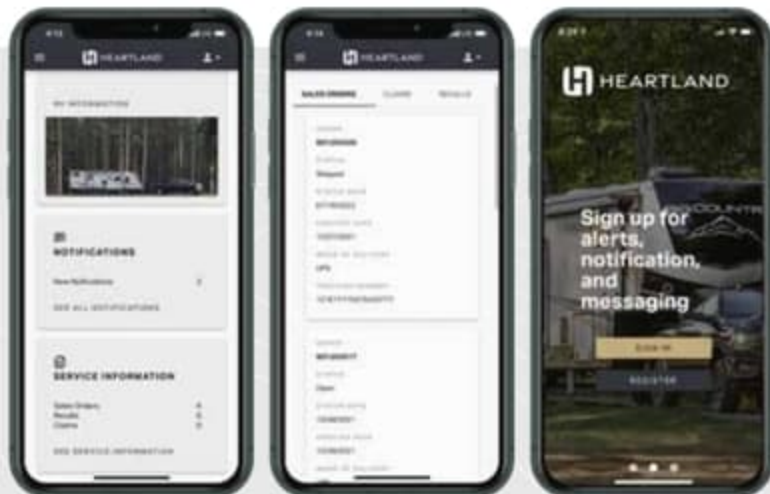
HEARTLAND EXCLUSIVES

MYHEARTLANDRV

MANAGE YOUR RV

Our new mobile app, MyHeartland RV, allows Heartland owners to store their RV information, monitor warranty statuses, and access how-to videos and camping checklists on the go.

Available for download today.



INTRODUCING SÖL

POWERED BY THE SUN

All Heartland RVs come standard with SOL – Powered by the Sun. With three solar options to choose from, you can have a solar package that supplements your typical energy use, or go for a higher tier that powers your RV when you camp off-grid.

Learn more at www.heartlandrvs.com/solar



Your authorized Heartland dealer:

Product information is as accurate as possible as of the date of publication. Due to Heartland's commitment to continuous product improvement, floor plans, materials, components, features, measurements, specifications, options, etc. are subject to change at any time without notice or obligation. In certain conditions, some additional equipment may be needed. Photos may show optional equipment or props used for photography purposes only. Heartland has listed the approximate base weight of the trailer without the optional equipment included. Optional equipment will impact the weight of the trailer. Please locate the weight sticker attached to the trailer you are considering for the most accurate trailer weight. Tow Vehicle Caution: Owners of Heartland recreational vehicles are solely responsible for the selection and proper use of tow vehicles. All customers should consult with the motor vehicle manufacturer or their dealer concerning the purchase and use of suitable tow vehicles for Heartland products. Heartland disclaims any liability or damages suffered as a result of the selection, operation, use, or misuse of a tow vehicle. Heartland's limited warranty does not cover damage to the recreational vehicle or the tow vehicle as a result of the selection of the tow vehicle. Overall length for a Fifth Wheel is defined as the body length of the trailer excluding hitch meaning bumper to the cap. The overall length for a Travel Trailer is defined as the body length of the trailer including hitch, meaning bumper to hitch/pin. It does not include the rear ladder of the spare tire. Optional pin boxes will affect overall length. REV 01/23

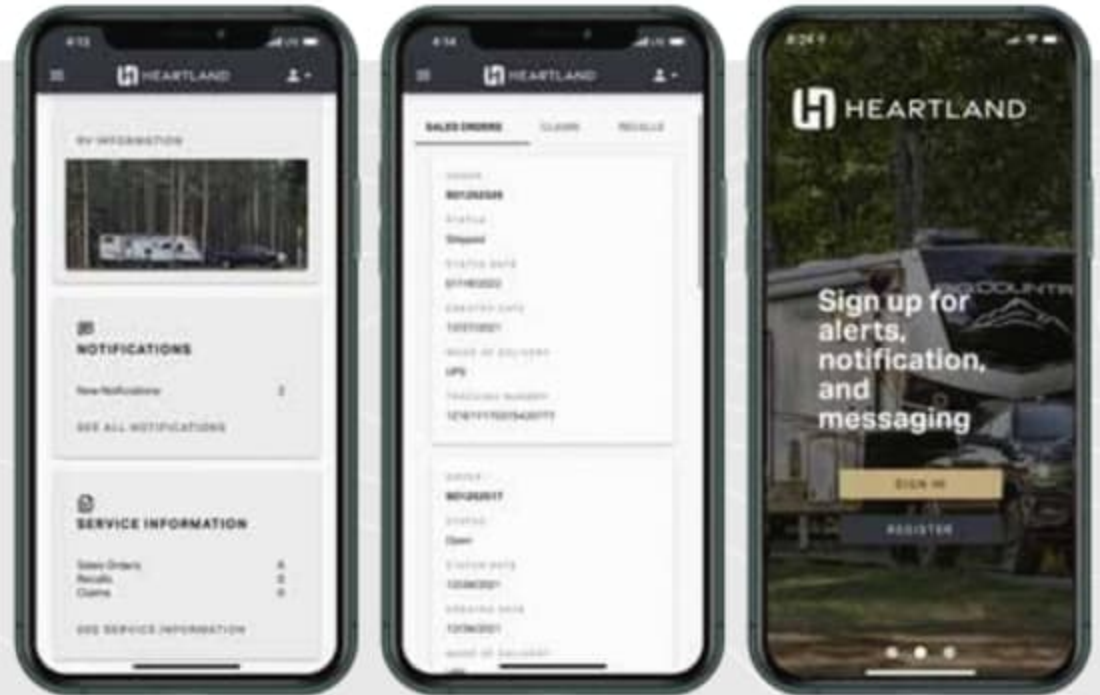
HEARTLAND EXCLUSIVES

MYHEARTLANDRV

MANAGE YOUR RV

Our new mobile app, MyHeartland RV, allows Heartland owners to store their RV information, monitor warranty statuses, and access how-to videos and camping checklists on the go.

Available for download today.



INTRODUCING SÒL

POWERED BY THE SUN

All Heartland RVs come standard with SOL – Powered by the Sun. With three solar options to choose from, you can have a solar package that supplements your typical energy use, or go for a higher tier that powers your RV when you camp off-grid.

Learn more at www.heartlandrvs.com/solar



Your authorized Heartland dealer:

Product information is as accurate as possible as of the date of publication. Due to Heartland's commitment to continuous product improvement, floor plans, materials, components, features, measurements, specifications, options, etc. are subject to change at any time without notice or obligation. In certain conditions, some additional equipment may be needed. Photos may show optional equipment or props used for photography purposes only. Heartland has listed the approximate base weight of the trailer without the optional equipment included. Optional equipment will impact the weight of the trailer. Please locate the weight sticker attached to the trailer you are considering for the most accurate trailer weight. Tow Vehicle Caution: Owners of Heartland recreational vehicles are solely responsible for the selection and proper use of tow vehicles. All customers should consult with the motor vehicle manufacturer or their dealer concerning the purchase and use of suitable tow vehicles for Heartland products. Heartland disclaims any liability or damages suffered as a result of the selection, operation, use, or misuse of a tow vehicle. Heartland's limited warranty does not cover damage to the recreational vehicle or the tow vehicle as a result of the selection of the tow vehicle. Overall length for a Fifth Wheel is defined as the body length of the trailer excluding hitch meaning bumper to the cap. The overall length for a Travel Trailer is defined as the body length of the trailer including hitch, meaning bumper to hitch (pin) It does not include the rear ladder of the spare tire. Optional pin boxes will affect overall length. REV 01/23