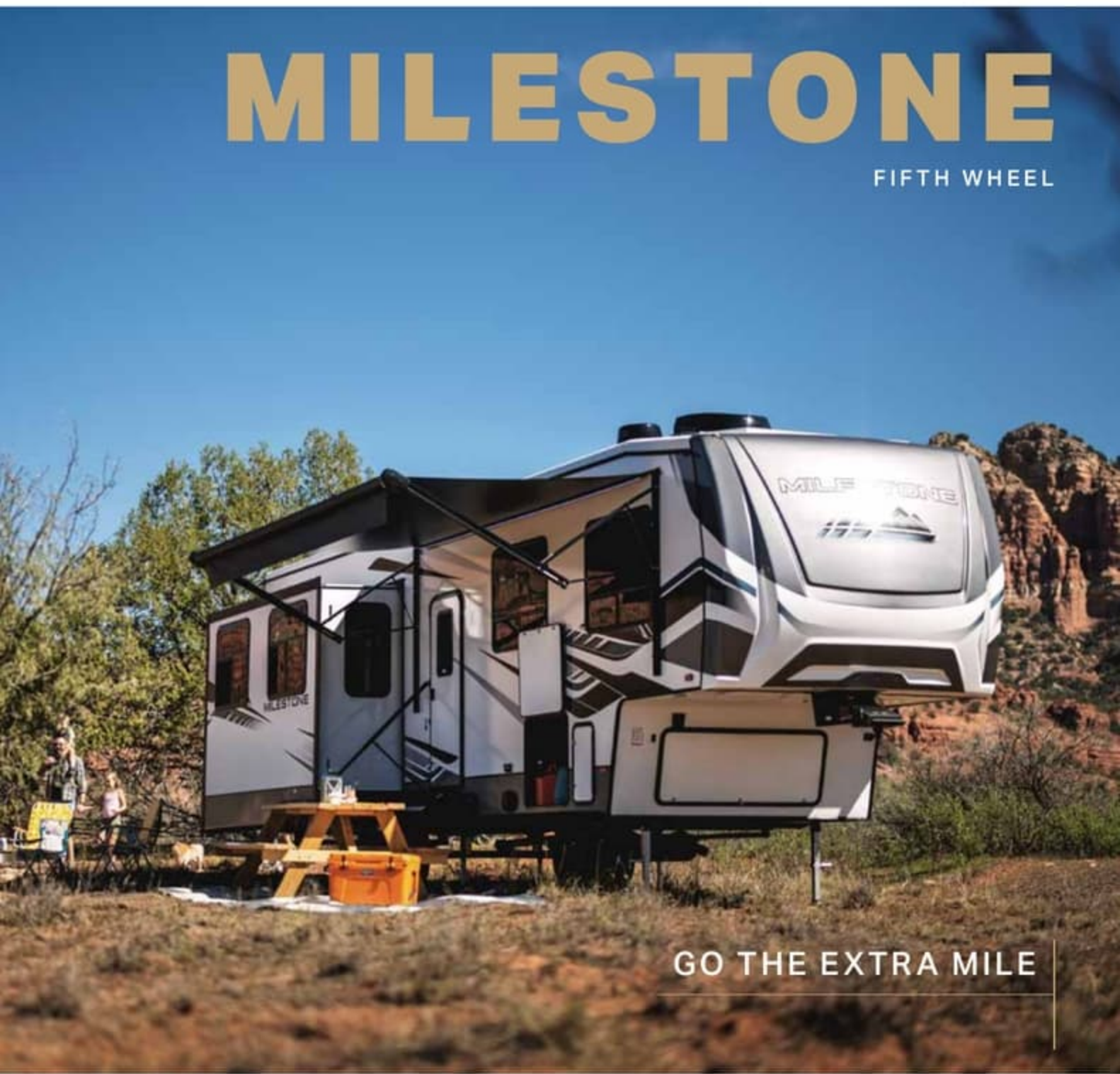




MILESTONE

FIFTH WHEEL



GO THE EXTRA MILE

2023



MILESTONE

FIFTH WHEEL



GO THE EXTRA MILE

MILESTONE | TOP FEATURES

- 1 Secure Ride** - Featuring the Rota-Flex Pin Box to reduce vibration and chucking when on the road.
- 2 Camping Stability** - Upgraded MORryde solid step with quick adjust system at every door, and Level Up Electric System for leveling and stabilization at a touch of a button.
- 3 Alternative Power** - Go solar with SÖL380 - 2 x 190 watt solar panels, 30 amp flush mount solar charge controller and 2000 watt power inverter comes standard.
- 4 Premium Sound** - JBL Surround Sound System.
- 5 Home Away From Home** - Entertainment centers with Smart TV's.



- 6 Whole RV Protection** - Built with Azdel Composite Sidewalls with twice the insulation value, providing strength, and half the weight of wood. Also, built with TPO roofing, insulated A/C Ducts and fully walkable roof for easy maintenance.
- 7 Outdoor Living** - Each unit comes standard with an outdoor kitchen with griddle and outdoor speakers, perfect for entertaining.
- 8 Connect on the Go** - Wireless Charging throughout and WiFi comes standard with Winegard Air 360+ and Gateway Router.
- 9 Residential Finishes** - including solid surface countertops and Luxury Fireplaces. (most models)
- 10 5 Star Kitchen** - Featuring Residential Refrigerator and Stand-Alone Oven.



For more information and to take a virtual walk-through, visit www.heartlandrvs.com



MILESTONE | TOP FEATURES

- 1 | Secure Ride** - Featuring the Rota-Flex Pin Box to reduce vibration and chucking when on the road.
- 2 | Camping Stability** - Upgraded MORryde solid step with quick adjust system at every door, and Level Up Electric System for leveling and stabilization at a touch of a button.
- 3 | Alternative Power** - Go solar with SÖL380 - 2 x 190 watt solar panels, 30 amp flush mount solar charge controller and 2000 watt power inverter comes standard.
- 4 | Premium Sound** - JBL Surround Sound System.
- 5 | Home Away From Home** - Entertainment centers with Smart TV's.



- 6 | Whole RV Protection** - Built with Azdel Composite Sidewalls with twice the insulation value, providing strength, and half the weight of wood. Also, built with TPO roofing, insulated A/C Ducts and fully walkable roof for easy maintenance.
- 7 | Outdoor Living** - Each unit comes standard with an outdoor kitchen with griddle and outdoor speakers, perfect for entertaining.
- 8 | Connect on the Go** - Wireless Charging throughout and WiFi comes standard with Winegard Air 360+ and Gateway Router.
- 9 | Residential Finishes** - including solid surface countertops and Luxury Fireplaces. (most models)
- 10 | 5 Star Kitchen** - Featuring Residential Refrigerator and Stand-Alone Oven.



For more information and to take a virtual walk-through, visit www.heartlandrvs.com





321FL

LENGTH 38'4 1/2" | HEIGHT 13'4" | HITCH 2,350 LBS
 DRY 10,880 LBS | GVWR 15,000 LBS | SLEEP CAPACITY 3-4



326RL

LENGTH 38'0" | HEIGHT 13'2" | HITCH 2,525 LBS
 DRY 11,260 LBS | GVWR 15,000 LBS | SLEEP CAPACITY 3-4



333MB

LENGTH 37'10" | HEIGHT 13'4" | HITCH -2,405 LBS
 DRY 11,800 LBS | GVWR 15,000 LBS | SLEEP CAPACITY 3-4



360HP

LENGTH 41'1" | HEIGHT 13'4" | HITCH 2,263 LBS
 DRY 11,434 LBS | GVWR 15,000 LBS | SLEEP CAPACITY 3-4



370FLMB

LENGTH 44'2" | HEIGHT 13'3" | HITCH 2,675 LBS
 DRY 12,520 LBS | GVWR 15,500 LBS | SLEEP CAPACITY 7-8



377MB

LENGTH 42'11" | HEIGHT 13'6" | HITCH 2,528 LBS
 DRY 12,511 LBS | GVWR 15,000 LBS | SLEEP CAPACITY 7-8



379FLML

LENGTH 43'2" | HEIGHT 13'6" | HITCH 2,710 LBS
 DRY 12,600 LBS | GVWR 15,000 LBS | SLEEP CAPACITY 7-8



386BH

LENGTH 43'3" | HEIGHT 13'3" | HITCH 2,233 LBS
 DRY 12,456 LBS | GVWR 15,000 LBS | SLEEP CAPACITY 7-8

MILESTONE | FLOOR PLANS



321FL

LENGTH 38'4 1/2" | **HEIGHT** 13'4" | **HITCH** 2,350 LBS
DRY 10,880 LBS | **GVWR** 15,000 LBS | **SLEEP CAPACITY** 3-4



326RL

LENGTH 38'0" | **HEIGHT** 13'2" | **HITCH** 2,525 LBS
DRY 11,260 LBS | **GVWR** 15,000 LBS | **SLEEP CAPACITY** 3-4



333MB

LENGTH 37'10" | **HEIGHT** 13'4" | **HITCH** - 2,405 LBS
DRY 11,800 LBS | **GVWR** 15,000 LBS | **SLEEP CAPACITY** 3-4



360HP

LENGTH 41'1" | **HEIGHT** 13'4" | **HITCH** 2,263 LBS
DRY 11,434 LBS | **GVWR** 15,000 LBS | **SLEEP CAPACITY** 3-4



370FLMB

LENGTH 44'2" | **HEIGHT** 13'3" | **HITCH** 2,675 LBS
DRY 12,520 LBS | **GVWR** 15,500 LBS | **SLEEP CAPACITY** 7-8



377MB

LENGTH 42'11" | **HEIGHT** 13'6" | **HITCH** 2,528 LBS
DRY 12,511 LBS | **GVWR** 15,000 LBS | **SLEEP CAPACITY** 7-8



379FLML

LENGTH 43'2" | **HEIGHT** 13'6" | **HITCH** 2,710 LBS
DRY 12,600 LBS | **GVWR** 15,000 LBS | **SLEEP CAPACITY** 7-8



386BH

LENGTH 43'3" | **HEIGHT** 13'3" | **HITCH** 2,233 LBS
DRY 12,456 LBS | **GVWR** 15,000 LBS | **SLEEP CAPACITY** 7-8

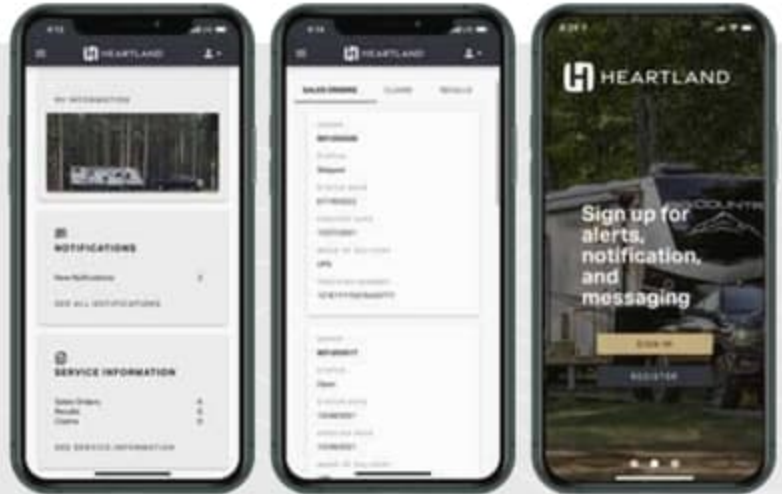
HEARTLAND EXCLUSIVES

MYHEARTLANDRV

MANAGE YOUR RV

Our new mobile app, MyHeartland RV, allows Heartland owners to store their RV information, monitor warranty statuses, and access how-to videos and camping checklists on the go.

Available for download today.



INTRODUCING SÖL

POWERED BY THE SUN

All Heartland RVs come standard with SOL – Powered by the Sun. With three solar options to choose from, you can have a solar package that supplements your typical energy use, or go for a higher tier that powers your RV when you camp off-grid.

Learn more at www.heartlandrvs.com/solar



Your authorized Heartland dealer:

Product information is as accurate as possible as of the date of publication. Due to Heartland's commitment to continuous product improvement, floor plans, materials, components, features, measurements, specifications, options, etc. are subject to change at any time without notice or obligation. In certain conditions, some additional equipment may be needed. Photos may show optional equipment or props used for photography purposes only. Heartland has listed the approximate base weight of the trailer without the optional equipment included. Optional equipment will impact the weight of the trailer. Please locate the weight sticker attached to the trailer you are considering for the most accurate trailer weight. Tow Vehicle Caution: Owners of Heartland recreational vehicles are solely responsible for the selection and proper use of tow vehicles. All customers should consult with the motor vehicle manufacturer or their dealer concerning the purchase and use of suitable tow vehicles for Heartland products. Heartland disclaims any liability or damages suffered as a result of the selection, operation, use, or misuse of a tow vehicle. Heartland's limited warranty does not cover damage to the recreational vehicle or the tow vehicle as a result of the selection of the tow vehicle. Overall length for a Fifth Wheels is defined as the body length of the trailer excluding hitch meaning bumper to the cap. The overall length for a Travel Trailer is defined as the body length of the trailer including hitch, meaning bumper to hitch/pin. It does not include the rear ladder of the spare tire. Optional pin boxes will affect overall length. REV 01/23

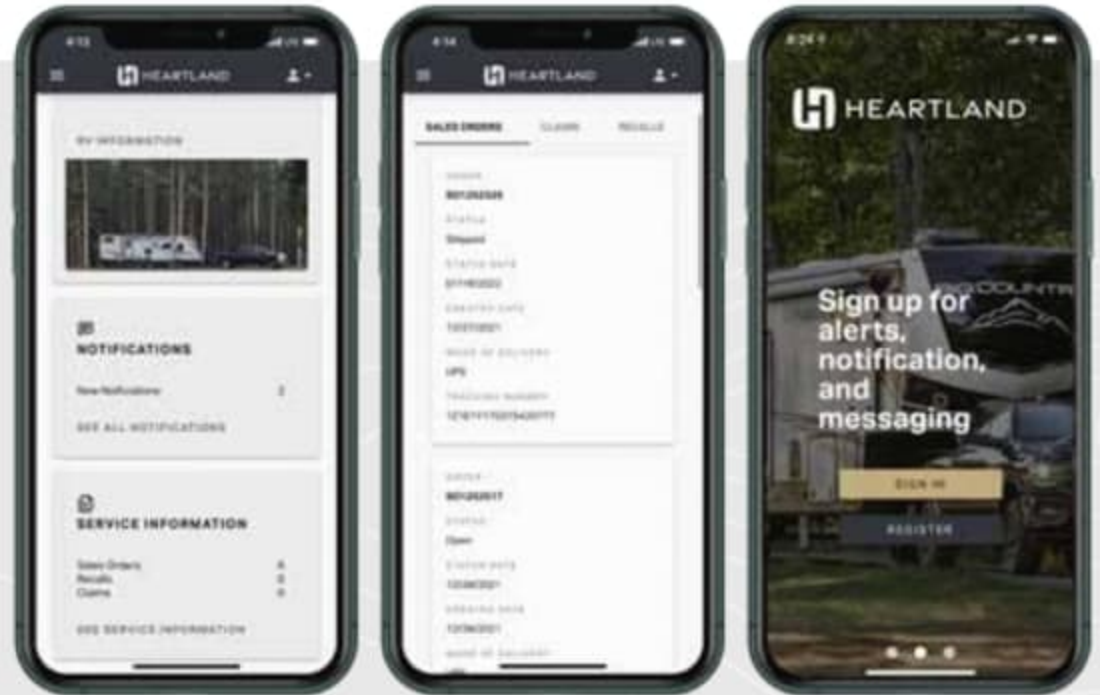
HEARTLAND EXCLUSIVES

MYHEARTLANDRV

MANAGE YOUR RV

Our new mobile app, MyHeartland RV, allows Heartland owners to store their RV information, monitor warranty statuses, and access how-to videos and camping checklists on the go.

Available for download today.



INTRODUCING SÖL

POWERED BY THE SUN

All Heartland RVs come standard with SOL – Powered by the Sun. With three solar options to choose from, you can have a solar package that supplements your typical energy use, or go for a higher tier that powers your RV when you camp off-grid.

Learn more at www.heartlandrvs.com/solar



Your authorized Heartland dealer:

Product information is as accurate as possible as of the date of publication. Due to Heartland's commitment to continuous product improvement, floor plans, materials, components, features, measurements, specifications, options, etc. are subject to change at any time without notice or obligation. In certain conditions, some additional equipment may be needed. Photos may show optional equipment or props used for photography purposes only. Heartland has listed the approximate base weight of the trailer without the optional equipment included. Optional equipment will impact the weight of the trailer. Please locate the weight sticker attached to the trailer you are considering for the most accurate trailer weight. Tow Vehicle Caution: Owners of Heartland recreational vehicles are solely responsible for the selection and proper use of tow vehicles. All customers should consult with the motor vehicle manufacturer or their dealer concerning the purchase and use of suitable tow vehicles for Heartland products. Heartland disclaims any liability or damages suffered as a result of the selection, operation, use, or misuse of a tow vehicle. Heartland's limited warranty does not cover damage to the recreational vehicle or the tow vehicle as a result of the selection of the tow vehicle. Overall length for a Fifth Wheel is defined as the body length of the trailer excluding hitch meaning bumper to the cap. The overall length for a Travel Trailer is defined as the body length of the trailer including hitch, meaning bumper to hitch (pin) It does not include the rear ladder of the spare tire. Optional pin boxes will affect overall length. REV 01/23