

Play

Series



Get out and **Play** 

- ✓ Simple to operate
- ✓ Great reliability
- ✓ Spacious comfort

Creamy MALT Décor



**PLAY SRT 159" w/base
3500 Series HD RAM**

Seat Belts (5) Sleeps (2)+ 1 with
Optional Cab Cushion
Overall chassis length 19' 7"



**PLAY & PLAY SLUMBER
159" Extended 3500 Series HD RAM**

Play: Seat Belts (4/5*) Sleeps (2)
Play Slumber: Seat Belts (4/5*) Sleeps (4)
Overall chassis length 20' 9"



**OPTIONAL
FFS**

Easy to park, fun to drive.

The Family Van.



**Under
20'**

PLAY SRT



PLAY



PLAY SLUMBER



Silver Metallic




Granite Metallic



Bright White



Sandstone Pearl



BIG 5.3 cu ft

This compressor refrigerator can chill to lower temperatures and cool more consistently than absorption refrigerators regardless of the outside ambient temperature. Very efficient.



**HUGE
Easy Rollout
Pantry**



**DEEP
Pot & Pan Storage**

**The Camper Van for
Anyone and Anything.**

Play 





RAM

PROMASTER CHASSIS FEATURES



16" ALUMINUM WHEELS



HITCH RECIEVER
3,500lb RATED



**9 Speed Auto
Transmission 280HP
3.6L V6
3500 HD "RV READY"
CHASSIS**

Blind Spot/Cross Path Detection	Digital Rear View Mirror	U Connect 5 Display	See dealer for complete list of chassis features	
Brakes-Anti-Lock (ABS)	Cab Floor Mat	Chrome Front Grill	Climate Control	Cruise Control
Fog Lamps	Full Speed Collision Warning	Keyless FOB Entry	Leather Wrap Steering Wheel	Mirrors-Heated/Power Folding
Receiver-Class IV + Wiring for Trailer Lights	RAM Cloth Bucket Seats	Tire Inflation Kit	Telescopic Steering	Wheels - 16" Aluminum Painted Silver

CERTAIN CHASSIS FEATURES MAY NOT BE AVAILABLE AT TIME OF PRODUCTION and certain Dealer inventory may not include all equipment noted. Supply chain shortages are unanticipated at time of print of this publication. Photograph for illustration only. Features may vary.

Specifications	Play	Play SRT	Play Slumber
Travel Capacity (SEATBELTS)	4 or (5 with optional FF Sofa)	5	4 or (5 with optional FF Sofa)
Sleeping Capacity	2 or (3 with optional cab cushion)	2 or (3 with optional cab cushion)	4
Dining (Pedestal table can be used in front or rear of coach)	Front/Rear	Front/Rear	Front/Rear
Engine	3.6L gas, V6	3.6L gas, V6	3.6L gas, V6
Batteries	400 AGM	400 AGM	400 AGM
Exterior length	20' 9" (6,325 mm)	19' 7" (5,969 mm)	20' 9" (6,325 mm)
Exterior width (without mirrors)	6'11" (2,108 mm)	6'11" (2,108 mm)	6'11" (2,108 mm)
Exterior height (with roof AC)	9' 5" (2,870 mm)	9' 5" (2,870 mm)	9' 7" (2,956 mm)
Interior standing height	6' 2" (1,880 mm)	6' 2" (1,880 mm)	6' 2" (1,880 mm)
Wheelbase	159" (4,039 mm)	159" (4,039 mm)	159" (4,039 mm)
Gross vehicle weight rating	9,350 lbs. (4,241 kg)	9,350 lbs. (4,241 kg)	9,350 lbs. (4,241 kg)
Occupant and cargo carrying capacity	2,000 lbs. (907 kg)	2,100 lbs. (953 kg)	1,700 lbs. (771 kg)
Gross combined weight rating	11,500 lbs. (5,227 kg)	11,500 lbs. (5,227 kg)	11,500 lbs. (5,227 kg)
Hitch weight rating	3,500 lbs. (1,587 kg)	3,500 lbs. (1,587 kg)	3,500 lbs. (1,587 kg)
Tongue weight rating	300 lbs. (136 kg)	300 lbs. (136 kg)	300 lbs. (136 kg)
Fuel type	Gasoline	Gasoline	Gasoline
Fuel capacity	90.8 L/24 U.S. gal.	90.8 L/24 U.S. gal.	90.8 L/24 U.S. gal.
Fresh water capacity	140 L/37 U.S. gal.	140 L/37 U.S. gal.	140 L/37 U.S. gal.
Black water capacity	32.1 L/8.5 U.S. gal.	32.1 L/8.5 U.S. gal.	32.1 L/8.5 U.S. gal.
Gray water capacity	53 L/14 U.S. gal.	53 L/14 U.S. gal.	53 L/14 U.S. gal.
Rear sleeping KING (width x length)	70"x75" (1778mm x 1905mm)		70"x75" (1778mm x 1905mm)
Rear sleeing QUEEN (width x length)		62" x 68" (1575mm x 1727mm)	
Rear TWIN bed sleeping driver side (width x length)	29"x74" (736mm x 1879mm)		29"x74" (736mm x 1879mm)
Rear TWIN bed sleeping passenger side (width x length)	29"x74" (736mm x 1879mm)		29"x74" (736mm x 1879mm)
Option: Front folding mattress (option) (width x length)	33"x70" (838mm x 1778mm)	33"x70" (838mm x 1778mm)	33"x70" (838mm x 1778mm)
Pop Top (mattress dimension)			52" x 79" (1321 mm x 2007mm)

STANDARD EQUIPMENT

- Pedestal table
- Side and Rear BUG SCREENS
- Privacy night shades
- Detectors
- Monitor Panel
- 400 AGM Battery system
- 3000-WATT Sine wave inverter
- Under hood Generator
- Air conditioner 13,500 BTU
- LP Auto Ignition Furnace
- LP Tankless Water heater
- Awning
- Outdoor shower
- LP Exterior quick connect
- Macerator System
- Propane tank 22 L / 5.9 gal
- Park cable hookup
- Microwave
- 5.3 cu ft REFER
- Propane stove
- Roll out pantry
- Pot & Pan storage
- Thermal Form surface countertop
- Foldable countertop extension

OPTIONAL EQUIPMENT

- SMART PACKAGE includes 24" Smart TV, wall bracket and Solar Panels
- Rear power sofa – (forward facing)
- Folding Cab area Mattress Cushion
- Exterior Paint Options



The Under Hood Generator (GU) charges the coach 400 AMP AGM batteries when the chassis engine is running.


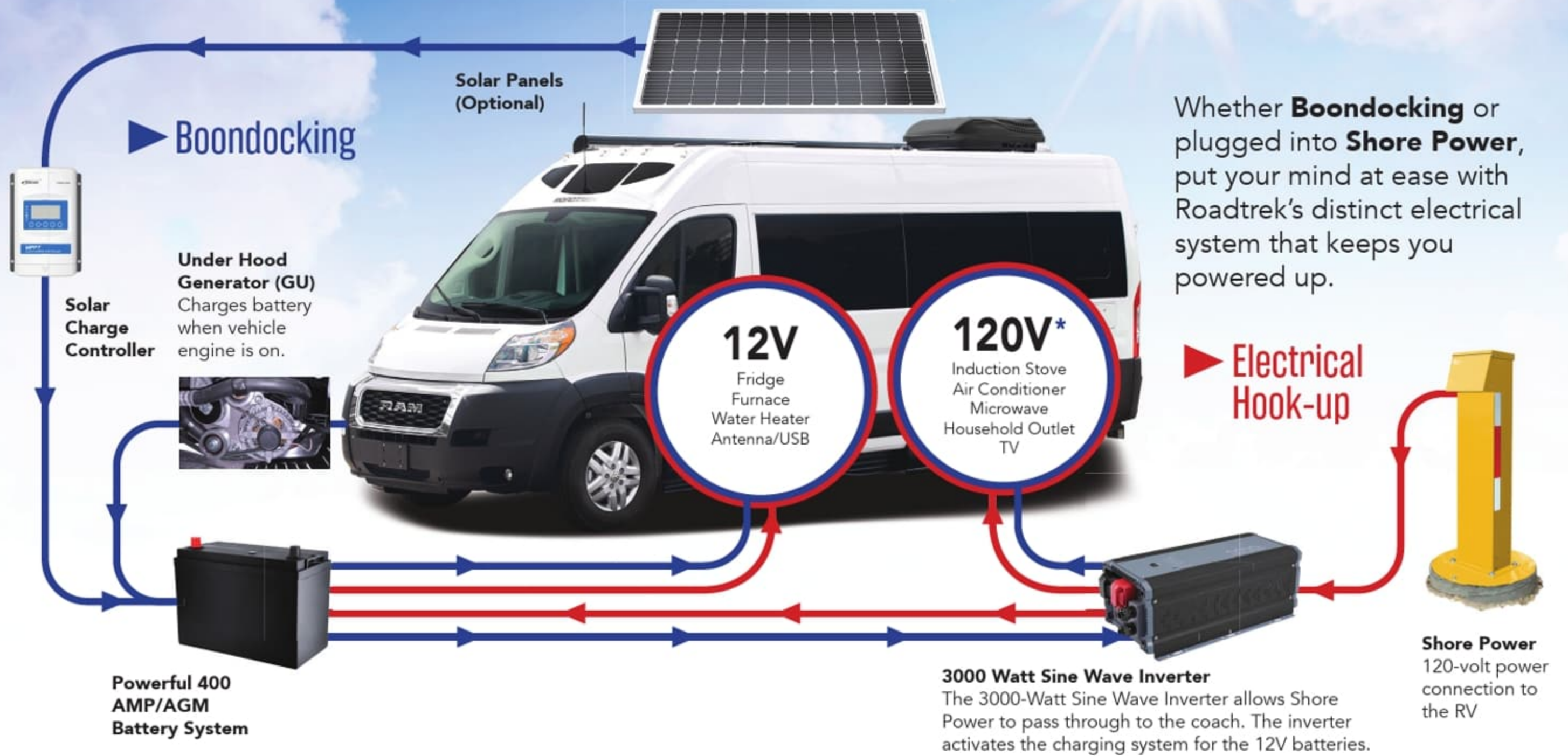
Important: Useable power must be topped up to maintain adequate battery reserve

Whisper Quiet Using Chassis engine idle is extremely quiet.



Campground Friendly

Fast recharge rate for house batteries
Output of GU is rated 280 Amps/hr.



The **PLAY** uses traditional gravity feed system **PLUS** an **ELECTRONIC PUMP MACERATOR** system which provides fast, hygienic, waste disposal.

YOUR FAST TRACK TO EVERYTHING ROADTREK!

- Owners Information
- How to Guides
- Locators for Dealers & Service
- Models
- Build Your Own



Chassis Warranty 5-year/60,000-mile or 100,000-kilometer Gas Powertrain Limited Warranty covering the cost of repairs on all covered powertrain components – engine, transmission and drive system for most new Ram vehicles. 3-year/36,000-mile or 60,000-kilometer Limited Warranty, provides bumper-to-bumper coverage of your vehicle, from the body to the electrical system. Refer to chassis manufacturers' website for details.

UNLIMITED ROADSIDE ASSISTANCE BENEFITS

- Towing
- Jumpstarts
- Tire Assistance
- Dealer Locator Assistance
- Locksmith/Lockout service
- Delivery Of Fuel
- Technical Support And Roadside Assistance

Powered by: SAFERIDERV
MOTOR CLUB



www.roadtrek.com

Roadtrek reserves the right to make changes at any time, without notice, in colors, materials, equipment, specifications, and models. This information is intended as a guide only; please visit www.roadtrek.com for a complete list of specifications and options. Some motorhomes may be shown with equipment that is optional. Accessories shown in photography are not included.