



ROADTREK

Your destination awaits



PREMIUM MODELS
CHASE
ZION Series
PIVOT Series



RAM
CHASSIS



Photos: Zion Exterior / Pivot Interior

Next stop .. Anywhere We Want!

- ✓ Fun
- ✓ Easy to Drive
- ✓ Easy to Maintain
- ✓ Great Fuel Mileage
- ✓ Go Places Larger RVs Can't
- ✓ Practical For Everyday Use

 **ROADTREK**
Your destination awaits

ZION SRT (159" 3500 Series HD RAM)

Seat Belts (5) Sleeps (2)
+1 with Optional Cab Cushion
Overall chassis length 19' 7"

Under
20'



ZION SRT

**ZION & ZION SLUMBER
(159" Extended 3500 Series HD RAM)**

Zion - Seat Belts (5) Sleeps (2)
Zion Slumber - Seat Belts (5) Sleeps (4)
Overall chassis length 20' 9"



FFS Option



ZION



ZION SLUMBER



CHASE
(159" Extended 3500 Series HD RAM)

Seat Belts(4) Sleeps(2)
+1 with Optional Cab Cushion
Overall chassis length 20' 9"



PIVOT & PIVOT SLUMBER
(159" Extended 3500 Series HD RAM)

Pivot - Seat Belts (4) Sleeps (2) + 1 with Opt. Cab Cushion
Pivot Slumber- Seat Belts (4) Sleeps (4)
Overall chassis length 20' 9"





CHASE

*Chase the sun
and discover
new wonders*

White Sand Decor Shown
Other Decors Available

The Roadtrek Chase features extra thick high density foam twin bed cushions and adjustable headrests. Unique under mattress Froli springs provide adjustable sleep support.





Zion

The Zion is Roadtrek's signature model featuring huge storage convenience, spacious bathroom comfort, and exceptional floorplan convenience.



Power Folding Sofa plus Bench Sofa



*Willow Sage Decor Shown
Other Decors Available*



PIVOT

RV News

The Voice of the RV Industry

2023 TYPE B MOTORHOME
OF THE YEAR

ROADTREK
PIVOT

DRIEST WETBATH EVER!

This Duo Space bathroom allows the user to close off the amenities from getting wet during showering utilizing a unique pivoting wall.

*Chestnut Decor Shown
Other Decors Available*





LARGE
foldaway
countertop
extension



DEEP
Pot & Pan
Storage



BIG 5.3 cu ft
Fridge includes
1 cu ft freezer

This compressor refrigerator can chill to lower temperatures and cool more consistently than absorption refrigerators regardless of the outside ambient temperature. Very efficient.



HUGE
easy rollout
pantry

Pop-Top Features:

3 large zippered windows/screens

Adjustable brightness LED light strip

Ceiling Skylight / Vent with screen + night shade

USB ports / travel tray

52" x 79" mattress



COACH COMFORTS




Enjoy your entertainment choices on this 24" HD TV with multi-viewing modes & built-in full range stereo speakers



Play cards, enjoy a meal or work on your laptop with the versatile swivel table. Adjust the height, location, or tabletop position.

**Furnace:
Whisper quiet
High air flow
Automatic
LP auto ignition
furnace**



**On Demand
Constant,
Hot
Water**




Allow for some fresh air and a better view without letting in any bugs with both rear and side door screens.



PROMASTER CHASSIS FEATURES

RAM



Premium models feature Roadtrek monogrammed high quality, luxury comfort cab seat coverings.

**3.6L V6
9 Speed Auto
Transmission
3500 HD "RV
READY" CHASSIS**

Blind Spot/Cross Path Detection	Digital Rear View Mirror	U Connect 5 Display	See Dealer for Complete List of Chassis Features	
Brakes-Anti-Lock (ABS)	Cab Floor Mat	Chrome Front Grill	Climate Control	Cruise Control
Fog Lamps	Full Speed Collision Warning	Keyless FOB Entry	Leather Wrap Steering Wheel	Mirrors-Heated/Power Folding
Receiver-Class IV + Wiring for Trailer Lights	Custom Leatherette Seating	Tire Inflation Kit	Telescopic Steering	Wheels - 16" Aluminum Painted Silver



Bright White

FULL BODY PAINT

Many exterior features are carefully clear coat painted to match the overall appearance of the Van. The result is a vehicle with a luxury, easy clean presence, that looks less like an RV and more like a prestigious travel Van.



Granite Metallic



Sandstone Pearl



Silver Metallic



Make it your own

Optional Accent Paint



Silver Accent



Mint Green



Vintage Blue



Silver on Granite


EXTERIOR FEATURES



Awning: Keep out of the sun with the' roll up awning. The awning is controlled by the Firefly interface, simply press the touch screen switch to extend or retract.



Power Entry Steps: A safe wide step with non-slip strips allows for ease stepping into or out of this Roadtrek. These steps automatically extend or retract when the doors are opened or closed. Easy, low to the ground, step ups are also pet friendly.



Macerator and Waste Valves: Roadtrek Premium models use the traditional gravity feed system PLUS an electronic pump Macerator system which provides fast, hygienic, waste disposal. (Excluding Pivot Model.)



Outdoor Shower: Rinse off any dirty paws or adventure gear.

ENGINEERING

Durable, reliable, and innovative. All Roadtrek models are quality inspected during every stage of assembly.



Roadtrek uses only METAL cabinet hanger brackets and secure rivet nut / bolt fasteners for installation of overhead cabinetry. This method of construction provides lasting anchor strength. Cabinets can withstand varied road conditions and everyday use without fatigue.



Our cabinets are custom CNC cut to duplicate the sidewall profile of the Van. This process improves the amount of usable space inside the vehicle. This gives 8% extra usable interior space.



There is simply NO better wiring harness connection system available. Positive latching for superior electrical connections.



Base cabinets are precision docked into notches in the subfloor. This extra step keeps cabinets "rock solid" in place preventing fatigue from hard braking and rough road travel.



Roadtreks provide maximum fresh water holding capacity. These well engineered tank designs utilize otherwise wasted space inside the vehicle. One tank which holds 20 gallons of fresh water is located under the coach. The other, bonus tank, of 17 gallons of fresh water is uniquely concealed behind the cab area and isn't visible inside the coach once the interior is complete.



Plumbing lines that pass-through chassis steel are rubber grommeted to protect the integrity of the system and prevent future wear issues.



The Under Hood Generator (GU) charges the coach 600 AMP Lithium batteries when the chassis engine is running.

Important: Useable power must be topped up to maintain adequate battery reserve

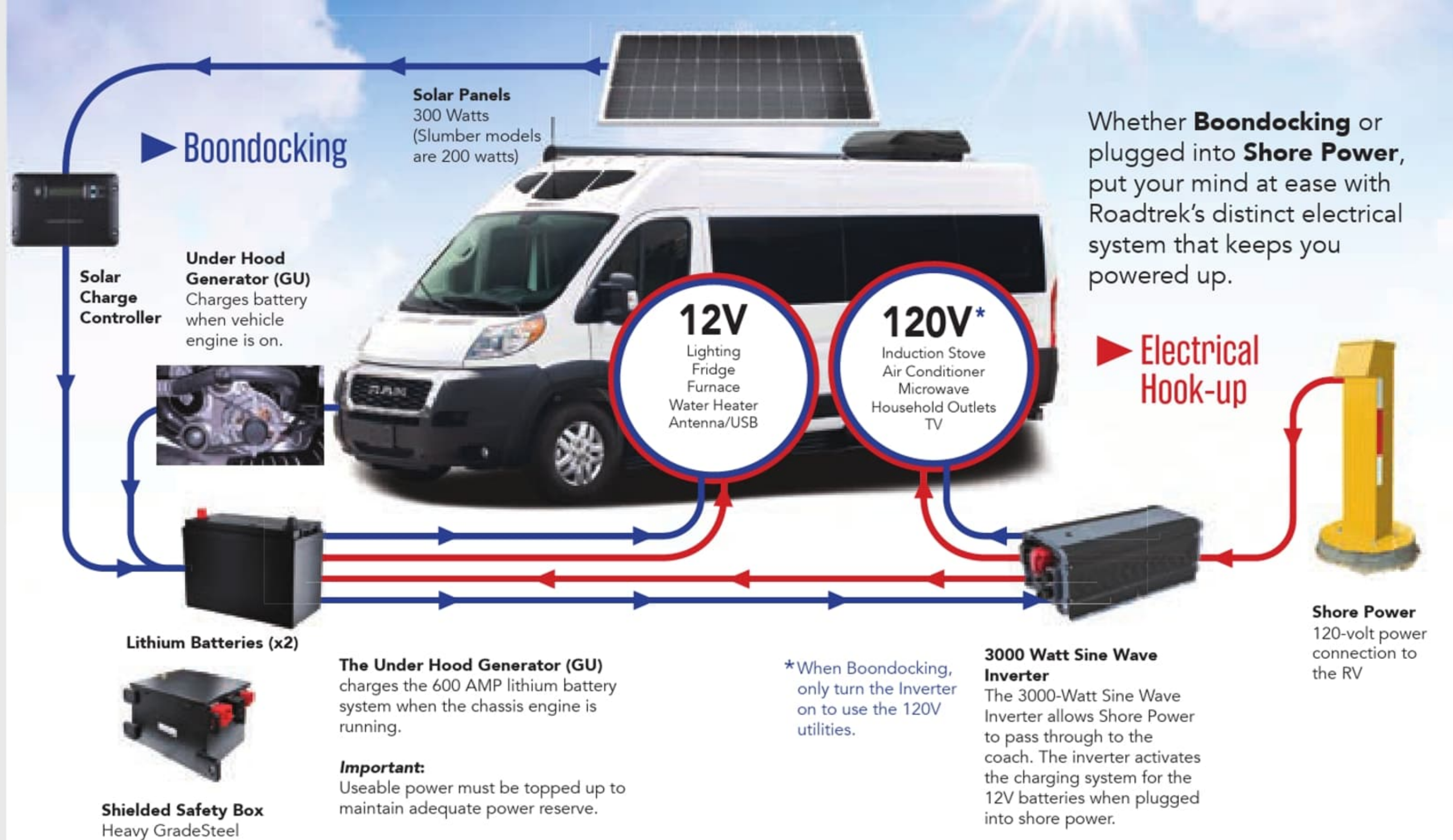
Whisper Quiet Using Chassis engine idle is extremely quiet.



Campground Friendly

Fast recharge rate for house batteries

Output of GU is rated 280 Amps/hr.



CONVENIENCE AT YOUR FINGERTIPS – Touchscreen Tablet



Ease of Operation — The function of each button is clearly displayed on appropriately sized buttons that are logically placed and easy to read, providing feedback to the operator of the status of each function.

Added Convenience — Operate multiple lights and systems from one convenient location with the simple touch of a button.



HOME



CLIMATE CONTROL



WATER PUMP TANK LEVELS



FURNACE



SETTINGS



POWER STATUS



POWER AWNINGS



A/C



LIGHTS



FAN



Firefly
Integrations

	PIVOT	PIVOT SLUMBER	CHASE	ZION SLUMBER	ZION SRT	ZION
SPECIFICATIONS						
Travel Capacity	Four	Four	Four	Five	Five	Five
Sleeping Capacity	Two	Four	Two	Four	Two	Two
Sleeping Capacity with FFS &/or Front Folding Mattress	Three	Five	Three	Five	Three	Three
Dining	Front	Front	Front/Rear	Front/Rear	Front/Rear	Front/Rear
Engine	3.6L Gas, V6	3.6L Gas, V6	3.6L Gas, V6	3.6L Gas, V6	3.6L Gas, V6	3.6L Gas, V6
Batteries	600 AMP Lithium	600 AMP Lithium	600 AMP Lithium	600 AMP Lithium	600 AMP Lithium	600 AMP Lithium
Exterior Length	20' 9" (6,325 mm)	20' 9" (6,325 mm)	20' 9" (6,325 mm)	20' 9" (6,325 mm)	19' 7" (5,969 mm)	20' 9" (6,325 mm)
Exterior Width (without mirrors)	6' 11" (2,108 mm)	6' 11" (2,108 mm)	6' 11" (2,108 mm)	6' 11" (2,108 mm)	6' 11" (2,108 mm)	6' 11" (2,108 mm)
Exterior Height (with roof AC)	9' 5" (2,870 mm)	9' 7" (2,956 mm)	9' 5" (2,870 mm)	9' 7" (2,956 mm)	9' 5" (2,870 mm)	9' 5" (2,870 mm)
Interior Standing Height	6' 2" (1,880 mm)	6' 2" (1,880 mm)	6' 2" (1,880 mm)	6' 2" (1,880 mm)	6' 2" (1,880 mm)	6' 2" (1,880 mm)
Wheelbase	159" (4,039 mm)	159" (4,039 mm)	159" (4,039 mm)	159" (4,039 mm)	159" (4,039 mm)	159" (4,039 mm)
Gross Vehicle Weight Rating	9,350 lbs. (4,241 kg)	9,350 lbs. (4,241 kg)	9,350 lbs. (4,241 kg)	9,350 lbs. (4,241 kg)	9,350 lbs. (4,241 kg)	9,350 lbs. (4,241 kg)
Occupant & Cargo Carrying Capacity	1,700 lbs. (771 kg)	2,100 lbs. (953 kg)	1,660 lbs. (755 kh)	1,350 lbs. (612 kg)	2,100 lbs. (953 kg)	1,660 lbs (755 kg)
Gross Combined Weight Rating	11,500 lbs. (5,227 kg)	11,500 lbs. (5,227 kg)	11,500 lbs. (5,227 kg)	10,600 lbs. (4,808 kg)	11,500 lbs. (5,227 kg)	11,500 lbs. (5,227 kg)
Hitch Weight Rating	3,500 lbs. (1,587 kg)	3,500 lbs. (1,587 kg)	3,500 lbs. (1,587 kg)	3,500 lbs. (1,587 kg)	3,500 lbs. (1,587 kg)	3,500 lbs. (1,587 kg)
Tongue Weight Rating	300 lbs. (136 kg)	300 lbs. (136 kg)	300 lbs. (136 kg)	300 lbs. (136 kg)	300 lbs. (136 kg)	300 lbs. (136 kg)
Fuel Type	Gasoline	Gasoline	Gasoline	Gasoline	Gasoline	Gasoline
Fuel Capacity	90.8 L/24 U.S. gal.	90.8 L/24 U.S. gal.	90.8 L/24 U.S. gal.	90.8 L/24 U.S. gal.	90.8 L/24 U.S. gal.	90.8 L/24 U.S. gal.
Fresh Water Capacity	119L/26 U.S. gal	119L/26 U.S. gal	140 L/37 U.S. gal.	140 L/37 U.S. gal.	140 L/37 U.S. gal.	140 L/37 U.S. gal.
Black Water Capacity	18L/4 U.S. gal	18L/4 U.S. gal	32.1 L/8.5 U.S. gal.	32.1 L/8.5 U.S. gal.	32.1 L/8.5 U.S. gal.	32.1 L/8.5 U.S. gal.
Gray Water Capacity	53 L/14 U.S. gal.	53 L/14 U.S. gal.	53 L/14 U.S. gal.	53 L/14 U.S. gal.	53 L/14 U.S. gal.	53 L/14 U.S. gal.
Rear Sleeping KING (width x length)	70"x72" (1778mm x 1829mm)	70"x72" (1778mm x 1829mm)	74"x76" (1880mm x 1930mm)	70"x75" (1778mm x 1905mm)		68"x75" (1727mm x 1905mm)
Rear Sleeping QUEEN (width x length)					62" x 68" (1575mm x 1727mm)	
Rear TWIN bed sleeping driver side (width x length)	28"x70" (711mm x 1778mm)	28"x70" (711mm x 1778mm)	25"x78" (635mm x 1981mm)	39"x75" (991mm x 1905mm)		39"x75" (991mm x 1905mm)
Rear TWIN bed sleeping passenger side (width x length)	22"x70" (559mm x 1778mm)	22"x70" (559mm x 1778mm)	25"x78" (635mm x 1981mm)	24"x75" (610mm x 1905mm)		24"x75" (610mm x 1905mm)
Option: Front folding mattress (option) (width x length)	33"x70" (838mm x 1778mm)	33"x70" (838mm x 1778mm)	33"x70" (838mm x 1778mm)	33"x70" (838mm x 1778mm)	33"x70" (838mm x 1778mm)	33"x70" (838mm x 1778mm)
Pop Top	52"x79" (1321mm x 2007mm)			52"x79" (1321mm x 2007mm)		

Standard Features

- 24' Smart Tv
- Park Cable Hook Up
- Microwave
- Refrigerator 5.3 CU FT*
- LP Stove
- Pots & Pans Drawer
- Adjustable Swivel Table
- Premium Bug Screens
- Privacy Shades for Cab
- Smoke/LP/CO Detectors
- Firefly Touch Control
- 600 Amp Lithium System

- 3000-Watt Power Inverter
- Rooftop Solar
- Air Conditioner
- Power Awning
- Outdoor Shower
- LP Exterior Quick Connect
- Full Body Paint
- Under-Hood Generator



Options

- Induction Stovetop
- Accent Paint Packages
- Thule Accessory Package
- Floor Plans Options Vary
- Interior Decors

Roadtrek reserves the right to make changes at any time, without notice, in colors, materials, equipment, specifications, and models. This information is intended as a guide only; please visit www.roadtrek.com for a complete list of specifications and options.



*Pivot: 3.1 CU FT.

YOUR FAST TRACK TO EVERYTHING ROADTREK!

- Owners Information
- How to Guides
- Locators for Dealers & Service
- Models
- Build Your Own



Chassis Warranty 5-year/60,000-mile or 100,000-kilometer Gas Powertrain Limited Warranty covering the cost of repairs on all covered powertrain components – engine, transmission and drive system for most new Ram vehicles. 3-year/36,000-mile or 60,000-kilometer Limited Warranty, provides bumper-to-bumper coverage of your vehicle, from the body to the electrical system. Refer to chassis manufacturers' website for details.

UNLIMITED ROADSIDE ASSISTANCE BENEFITS

- Towing
- Jumpstarts
- Tire Assistance
- Dealer Locator Assistance
- Locksmith/Lockout service
- Delivery Of Fuel
- Technical Support And Roadside Assistance

Powered by:



www.roadtrek.com



Roadtrek reserves the right to make changes at any time, without notice, in colors, materials, equipment, specifications, and models. This information is intended as a guide only; please visit www.roadtrek.com for a complete list of specifications and options. Some motorhomes may be shown with equipment that is optional. Accessories shown in photography are not included.